



US00D554883S

(12) **United States Design Patent** (10) **Patent No.:** **US D554,883 S**
Voorhees (45) **Date of Patent:** **** Nov. 13, 2007**

(54) **PANEL BED**

(76) Inventor: **Louis Voorhees**, 6 Bramble Ct.,
Greenville, SC (US) 29615

(**) Term: **14 Years**

(21) Appl. No.: **29/261,089**

(22) Filed: **Jun. 7, 2006**

(51) **LOC (8) Cl.** **06-01**

(52) **U.S. Cl.** **D6/393**

(58) **Field of Classification Search** D6/382-383,
D6/389-395, 505-508, 503; 5/53.1, 279,
5/280, 281, 907
See application file for complete search history.

(56) **References Cited**

U.S. PATENT DOCUMENTS

D373,486 S	*	9/1996	Keller et al.	D6/393
D400,377 S	*	11/1998	Hazen et al.	D6/505
D404,217 S	*	1/1999	Zaidman et al.	D6/393
D507,714 S	*	7/2005	Mohundro	D6/505
D509,977 S	*	9/2005	Mohundro	D6/505
D510,827 S	*	10/2005	Mohundro	D6/505
D513,136 S	*	12/2005	Prillaman et al.	D6/393

OTHER PUBLICATIONS

Furniture South, Apr. 1982, p. 4 bed.*

* cited by examiner

Primary Examiner—Janice E. Seeger

(74) *Attorney, Agent, or Firm*—McNair Law Firm, PA; Cort
Flint

(57) **CLAIM**

The ornamental design for a panel bed, as shown and
described.

DESCRIPTION

FIG. 1 is a perspective view of my new design, the view
from the opposite side being the same;

FIG. 2 is a front end view of my new design; and

FIG. 3 is a rear end view of my new design;

FIG. 4 is a right side elevation view of my new design;


FIG. 5 is a left side view of my new design;

FIG. 6 is a top plan view of my new design; and,

FIG. 7 is a bottom plan view of my new design.

The broken lines are for environmental purposes only and
form no part of the claimed design.

1 Claim, 4 Drawing Sheets



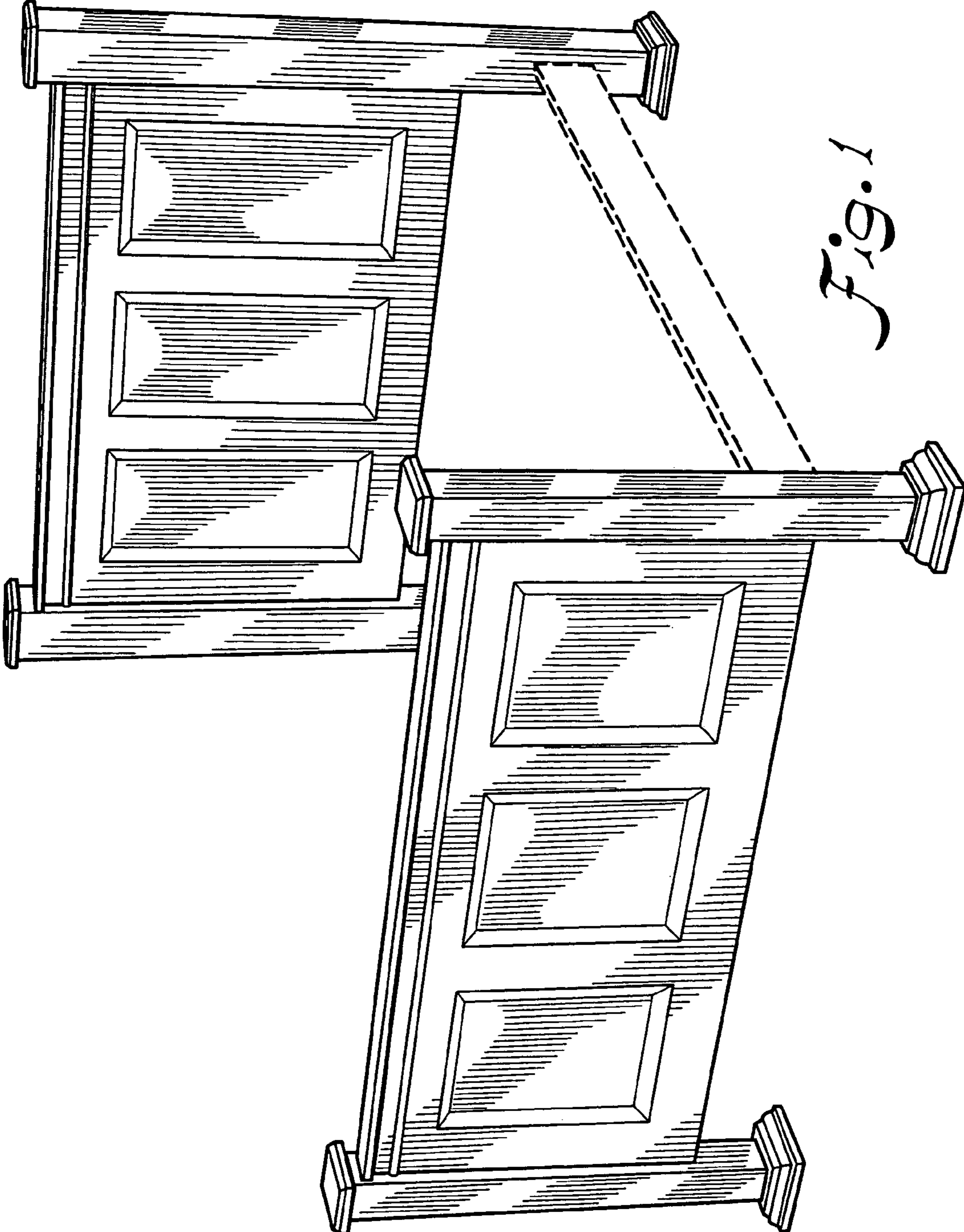


Fig. 1




Fig. 2




Fig. 3

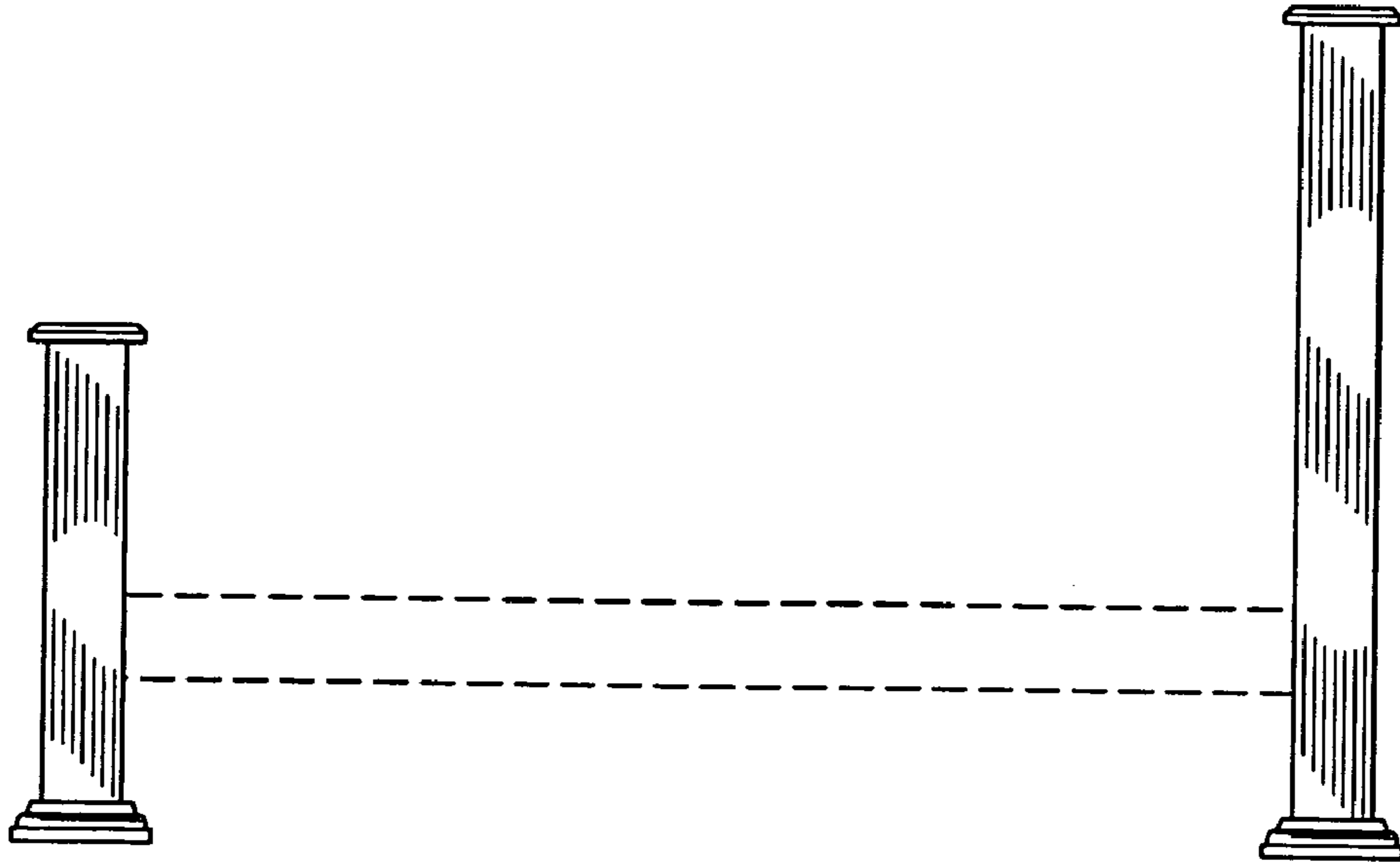


Fig. 4

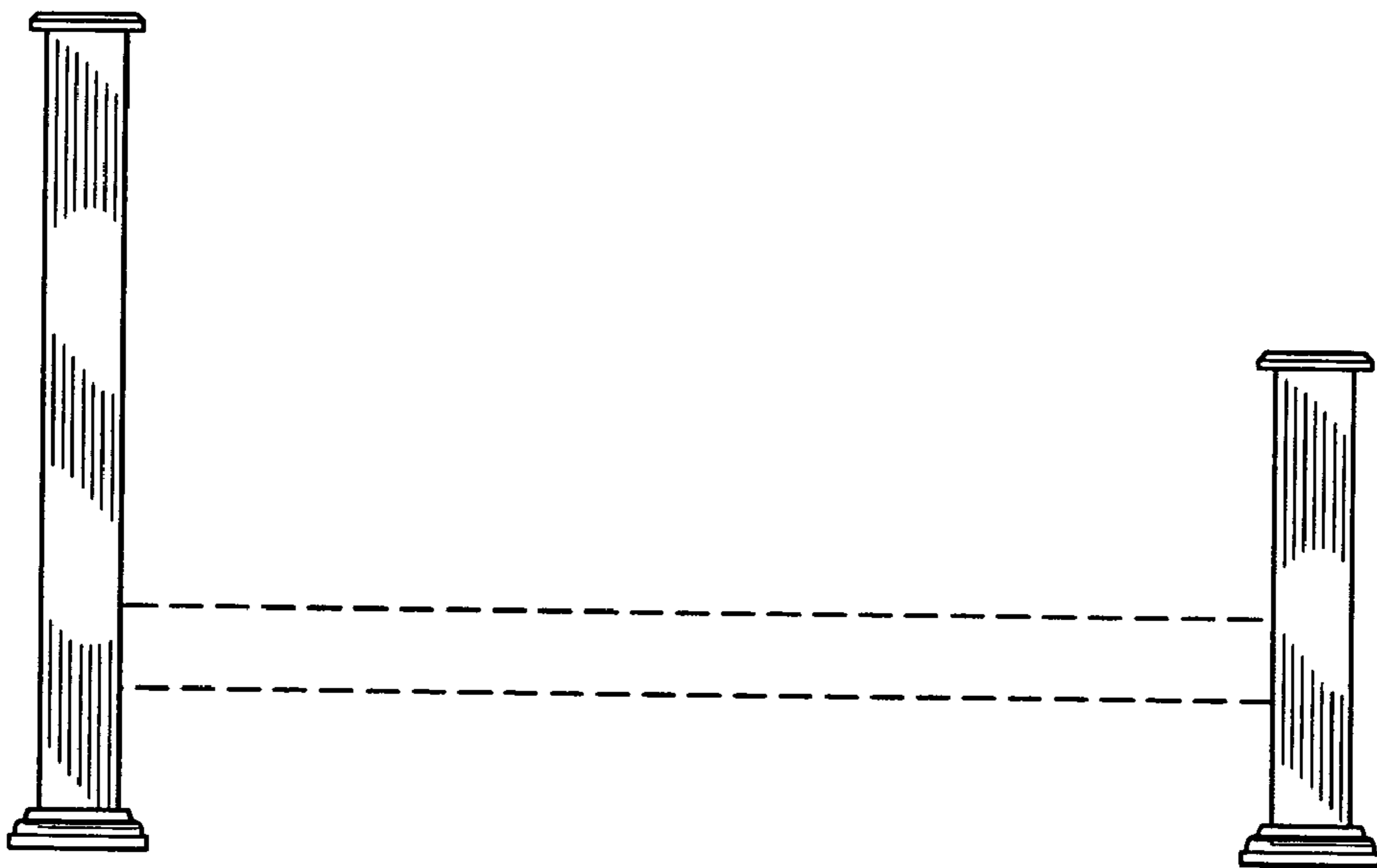


Fig. 5




Fig. 6




Fig. 7