



US00D554877S

(12) **United States Design Patent**  
**Tsai**

(10) **Patent No.:** **US D554,877 S**

(45) **Date of Patent:** **\*\* Nov. 13, 2007**

(54) **CHAIR**

(75) Inventor: **Wen-Ta Tsai**, Hangzhou Zhejiang (CN)

(73) Assignee: **Zhejiang HiMax Furniture Industry Corp. Ltd.**, Hangzhou Zhejiang (CN)

(\*\*) Term: **14 Years**

(21) Appl. No.: **29/242,285**

(22) Filed: **Nov. 8, 2005**

(51) **LOC (8) Cl.** ..... **06-01**

(52) **U.S. Cl.** ..... **D6/366**

(58) **Field of Classification Search** ..... D6/334-336,  
D6/364, 365, 366, 367, 369, 379, 380, 500-50;  
297/391, 396, 411.29, 452.29, 452.32, 452.36  
See application file for complete search history.

(56) **References Cited**

**U.S. PATENT DOCUMENTS**

D436,260 S \* 1/2001 Nagamitsu ..... D6/366  
D451,294 S \* 12/2001 Simons et al. .... D6/366  
D481,879 S \* 11/2003 Su ..... D6/366

D486,656 S \* 2/2004 Su ..... D6/366  
D496,171 S \* 9/2004 Su ..... D6/366  
D523,252 S \* 6/2006 Rodriguez Leitao ..... D6/366

\* cited by examiner

*Primary Examiner*—Mimosa De

(74) *Attorney, Agent, or Firm*—Alan Kamrath; Kamrath & Associates PA

(57) **CLAIM**

The ornamental design for a chair, as shown and described.

**DESCRIPTION**

FIG. 1 is a perspective view of a chair showing my new design;

FIG. 2 is a front view thereof;

FIG. 3 is a rear view thereof;

FIG. 4 is a left side elevational view thereof;

FIG. 5 is a right side elevational view thereof; and,

FIG. 6 is a top view thereof, with no ornamentation claimed for a bottom view thereof.

**1 Claim, 4 Drawing Sheets**





***Fig. 1***




Fig. 2




Fig. 3



Fig. 4




Fig. 5



***Fig. 6***