



US00D554846S

(12) **United States Design Patent**
Tetsuya

(10) **Patent No.:** **US D554,846 S**

(45) **Date of Patent:** **** Nov. 13, 2007**

- (54) **PORTION OF A SHOE UPPER**
 - (75) Inventor: **Minami Tetsuya**, Portland, OR (US)
 - (73) Assignee: **Nike, Inc.**, Beaverton, OR (US)
 - (**) Term: **14 Years**
 - (21) Appl. No.: **29/281,665**
 - (22) Filed: **Jun. 28, 2007**
 - (51) **LOC (8) Cl.** **02-99**
 - (52) **U.S. Cl.** **D2/972**
 - (58) **Field of Classification Search** D2/902,
D2/904, 906-908, 943, 944, 947, 969, 972-974;
36/45, 50.1, 77 M, 77 R, 83, 88, 113, 114,
36/126-131
- See application file for complete search history.

D528,283 S	9/2006	Holmes	
D531,396 S	11/2006	Fallon	
D532,194 S	11/2006	Cessor	
D532,592 S	11/2006	Chang	
D532,965 S	12/2006	Huthmaker	
D537,618 S *	3/2007	Huthmaker D2/972
D544,691 S *	6/2007	Mueller D2/972
D545,045 S *	6/2007	Mueller D2/972
D546,548 S *	7/2007	Wozniak D2/972

OTHER PUBLICATIONS

- Nike Footwear Catalog, Fall 2006, p. M93, published Nov. 2005.
- Nike Footwear Catalog, Holiday 2003, p. M88, published Mar. 2003.
- Nike Footwear Catalog, Late Spring 2003, pp. M92, M86, published Sep. 2002.
- Nike Footwear Catalog, Spring 2004, p. M83, published Jun. 2003.
- Nike Footwear Catalog, Fall 2004, p. M79, published Nov. 2003.
- Nike Footwear Catalog, Holiday 2004, p. M81, published Mar. 2004.
- Nike Footwear Catalog, Fall 2002, p. M97, published Nov. 2001.
- Nike Footwear Catalog, Holiday 2002, p. M92, published Mar. 2002.

(56) **References Cited**

U.S. PATENT DOCUMENTS

D93,509 S	10/1934	Phifer	
3,138,880 A	6/1964	Kunzli	
D238,983 S	3/1976	Senter	
D239,983 S	5/1976	Senter	
D250,917 S	1/1979	Wynne	
D251,817 S	5/1979	Inohara	
D391,068 S	2/1998	Aveni et al.	
D393,360 S	4/1998	Aveni et al.	
D395,745 S *	7/1998	Rask D2/972
D420,783 S	2/2000	Brady et al.	
6,029,376 A	2/2000	Cass	
D423,205 S	4/2000	Fallon	
D432,292 S	10/2000	Kim	
D432,774 S *	10/2000	Avar D2/972
D440,756 S	4/2001	Cooper	
D447,857 S	9/2001	Januszewski	
D449,923 S *	11/2001	Doxey D2/972
D467,412 S	12/2002	Morris	
D476,473 S	7/2003	Clegg	
D495,867 S *	9/2004	Avar D2/972
D503,519 S	4/2005	Della Valle	
D510,477 S	10/2005	McDowell	
D513,778 S	1/2006	Howard	
D514,299 S	2/2006	Ardissono et al.	
D514,303 S	2/2006	Wahoske	
D520,226 S	5/2006	Lotti	
D523,626 S	6/2006	Mueller	
D528,278 S	9/2006	Hui	

* cited by examiner

Primary Examiner—Dominic Simone
(74) *Attorney, Agent, or Firm*—Banner & Witcoff, Ltd.

(57) **CLAIM**

The ornamental design for a portion of a shoe upper, as shown and described.

DESCRIPTION

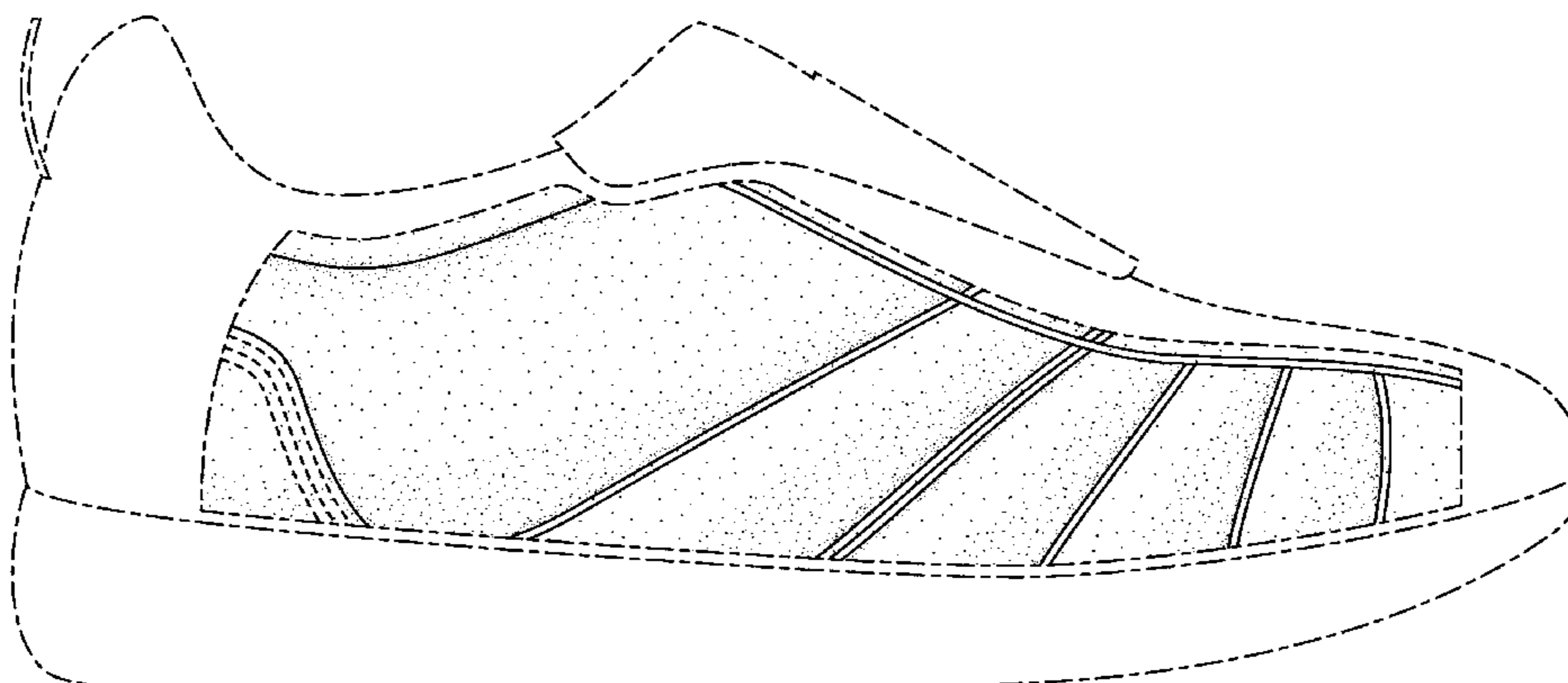
FIG. 1 is a front perspective view of a portion of a shoe upper showing my new design;

FIG. 2 is a rear perspective view thereof; and,

FIG. 3 is a side elevational view thereof.

The uneven broken line immediately adjacent to the shaded area represents an unclaimed boundary of the design. The even broken line showings within the shaded area represent stitching. The uneven broken line showings of the remainder of the shoe are for illustrative purposes only and they form no part of the claimed design.

1 Claim, 3 Drawing Sheets



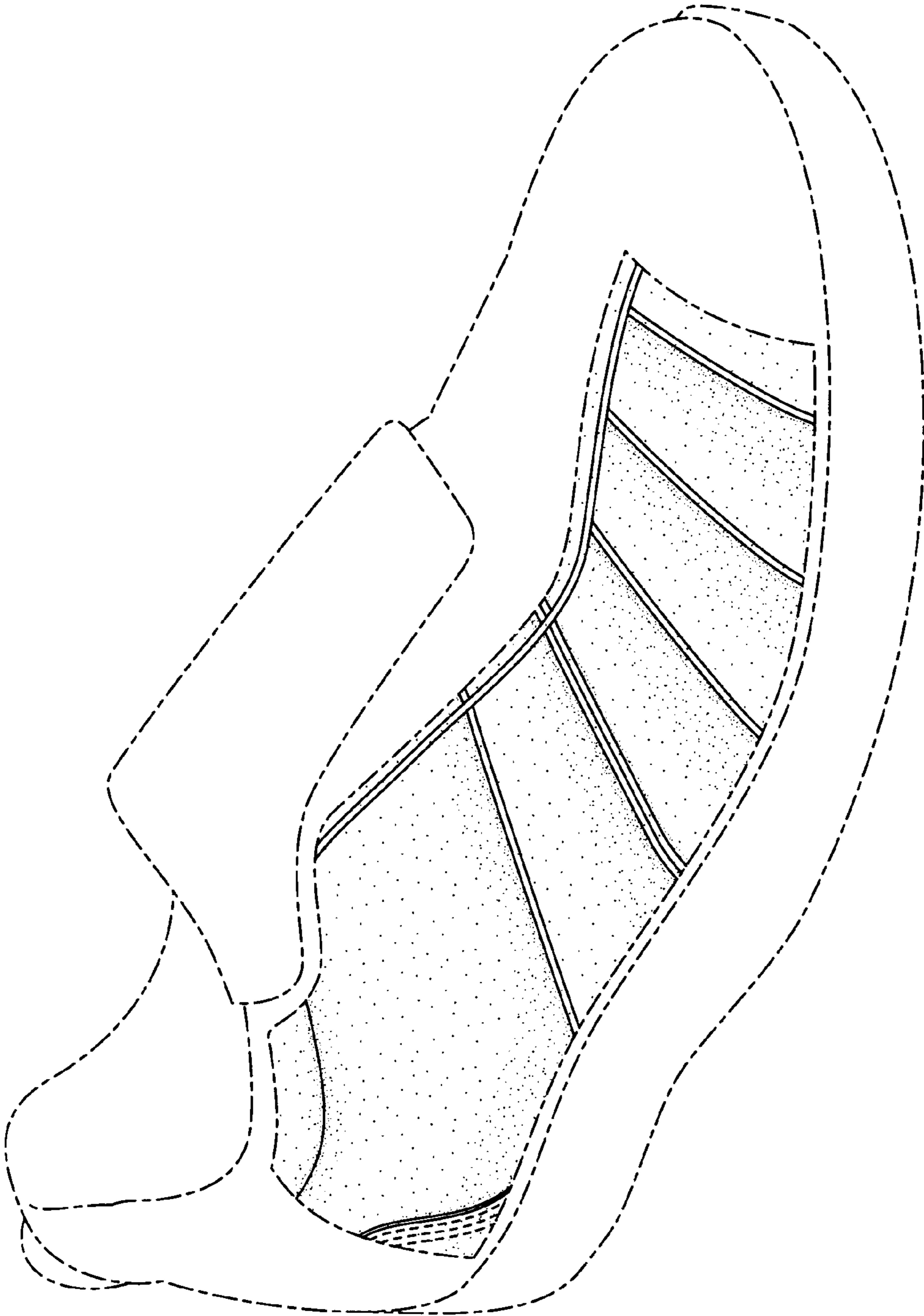


FIG. 1

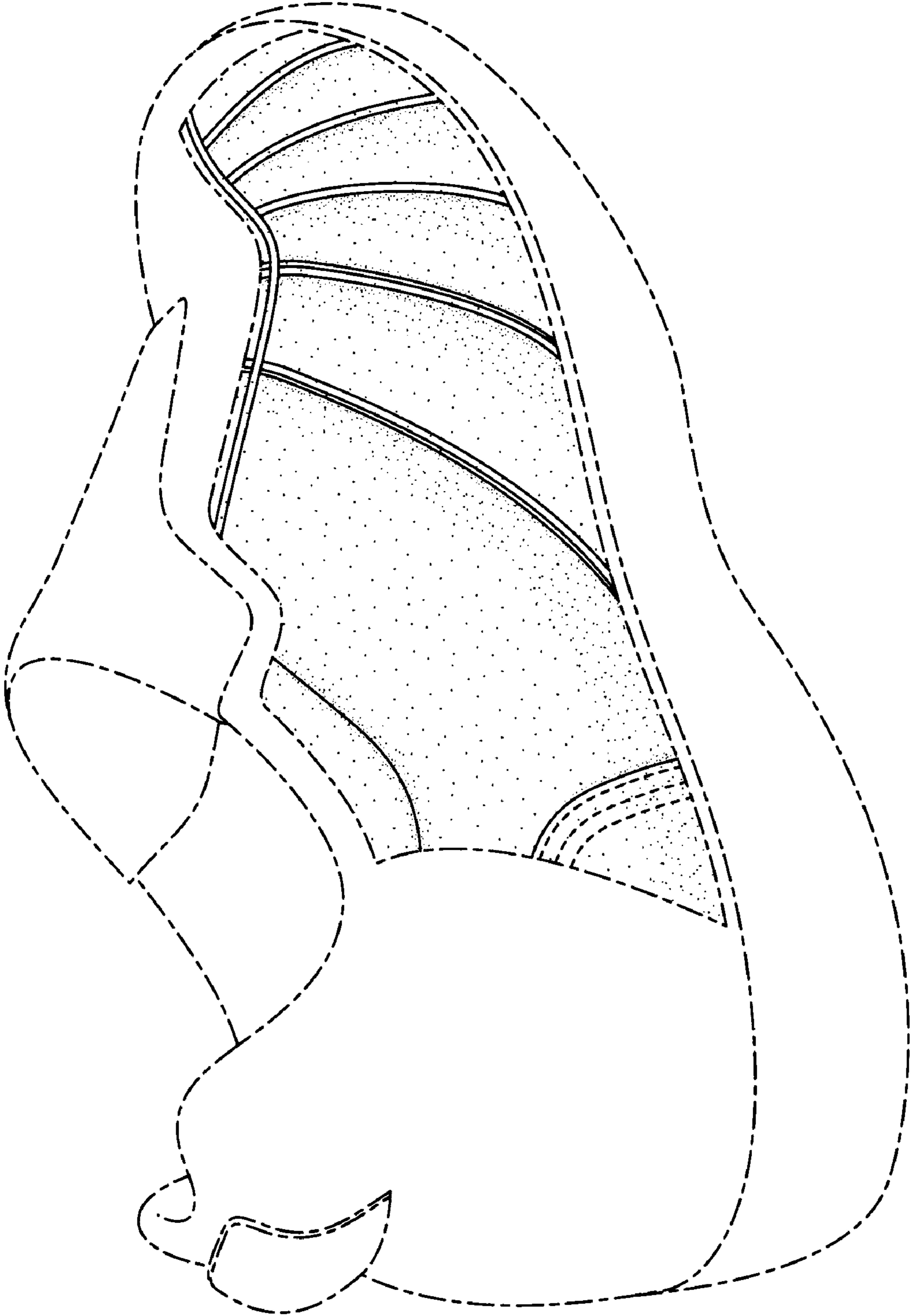


FIG. 2

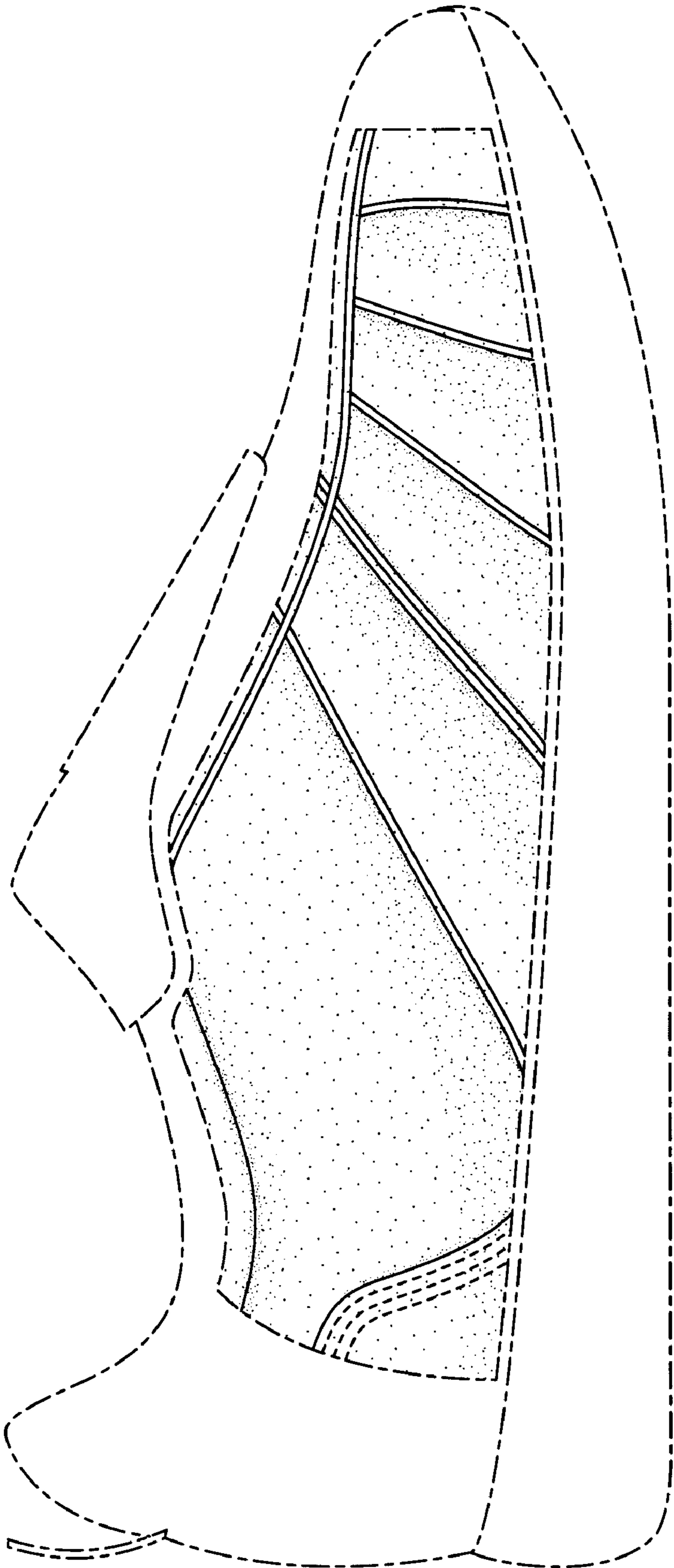


FIG. 3