



US00D554843S

(12) **United States Design Patent**
Matis

(10) **Patent No.:** **US D554,843 S**

(45) **Date of Patent:** **** Nov. 13, 2007**

(54) **FOOTWEAR UPPER**

(75) Inventor: **Clark A. Matis**, Charlotte, VT (US)

(73) Assignee: **Wolverine World Wide, Inc.**,
Rockford, MI (US)

(**) Term: **14 Years**

(21) Appl. No.: **29/254,963**

(22) Filed: **Mar. 2, 2006**

(51) **LOC (8) Cl.** **02-99**

(52) **U.S. Cl.** **D2/969**

(58) **Field of Classification Search** D2/902,
D2/904, 906-908, 943, 944, 947, 969, 972-974,
D2/903, 923; 36/45, 50.1, 77 M, 77 R, 83,
36/88, 113, 114, 126-131

See application file for complete search history.

(56) **References Cited**

U.S. PATENT DOCUMENTS

D272,963 S *	3/1984	Muller et al.	D2/908
D301,387 S *	6/1989	Diaz et al.	D2/969
D331,146 S *	11/1992	Brown et al.	D2/969
D336,148 S *	6/1993	Adams	D2/969
D340,127 S *	10/1993	Dyer et al.	D2/969
D353,039 S *	12/1994	O'Rourke	D2/969
D381,796 S *	8/1997	Kittle et al.	D2/969
D385,993 S *	11/1997	Avar	D2/972
D448,148 S *	9/2001	Matis et al.	D2/969
D494,354 S *	8/2004	Clegg	D2/972
D498,044 S *	11/2004	Morris	D2/972
D513,556 S *	1/2006	Smith, III	D2/972
D514,299 S *	2/2006	Ardissono et al.	D2/969
D514,791 S *	2/2006	Ardissono et al.	D2/969
D516,788 S *	3/2006	Matis et al.	D2/969
D524,025 S *	7/2006	Morris	D2/972
D528,772 S *	9/2006	Portzline	D2/972
D537,615 S *	3/2007	Racine	D2/972

D538,024 S *	3/2007	Belley et al.	D2/969
D540,520 S *	4/2007	Belley et al.	D2/969
D540,521 S *	4/2007	Matis et al.	D2/969
D541,029 S *	4/2007	Matis et al.	D2/969
D542,517 S *	5/2007	Hulbert	D2/969
D542,521 S *	5/2007	Henderson	D2/972
D544,187 S *	6/2007	Hulbert	D2/969

OTHER PUBLICATIONS

Merrell Fall 2004 Catalog, pp. 33, 44.

* cited by examiner

Primary Examiner—Dominic Simone

(74) *Attorney, Agent, or Firm*—Warner Norcross & Judd
LLP

(57) **CLAIM**

The ornamental design for footwear upper, as shown and described.

DESCRIPTION

FIG. 1 is a perspective view of the footwear sole embodying the new design;

FIG. 2 is a top plan view thereof;

FIG. 3 is a right side view thereof;

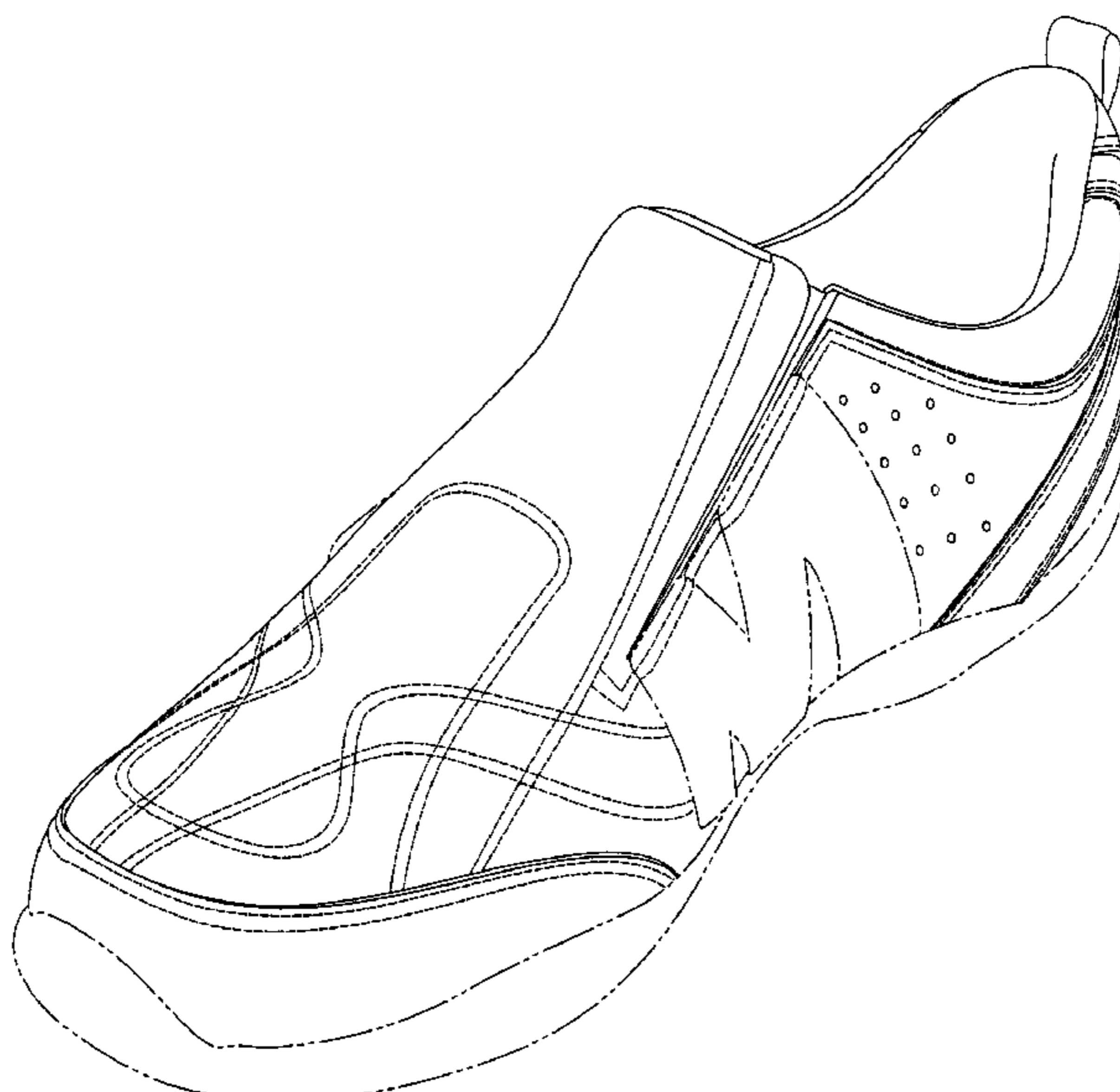
FIG. 4 is a left side view thereof;

FIG. 5 is a front view thereof; and,

FIG. 6 is a rear view thereof.

FIGS. 1-6 show features of an article of footwear in phantom lines. These features are shown for environmental purposes and do not form any part of the claimed design. Further, the phantom lines immediately adjacent the solid-line portions of the design form the boundary of the design, with the phantom lines forming no part of the claimed design.

1 Claim, 4 Drawing Sheets



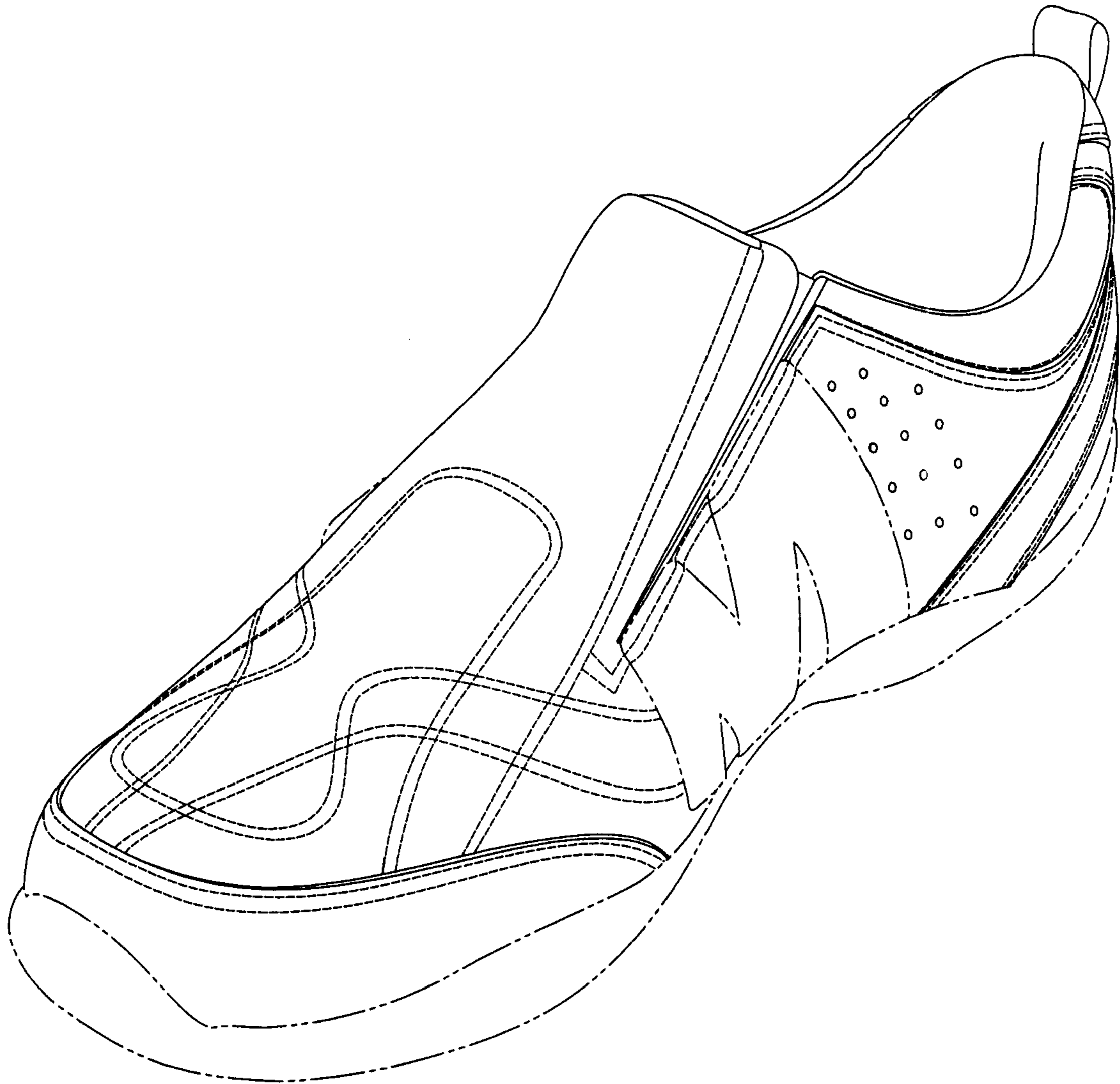


Fig. 1

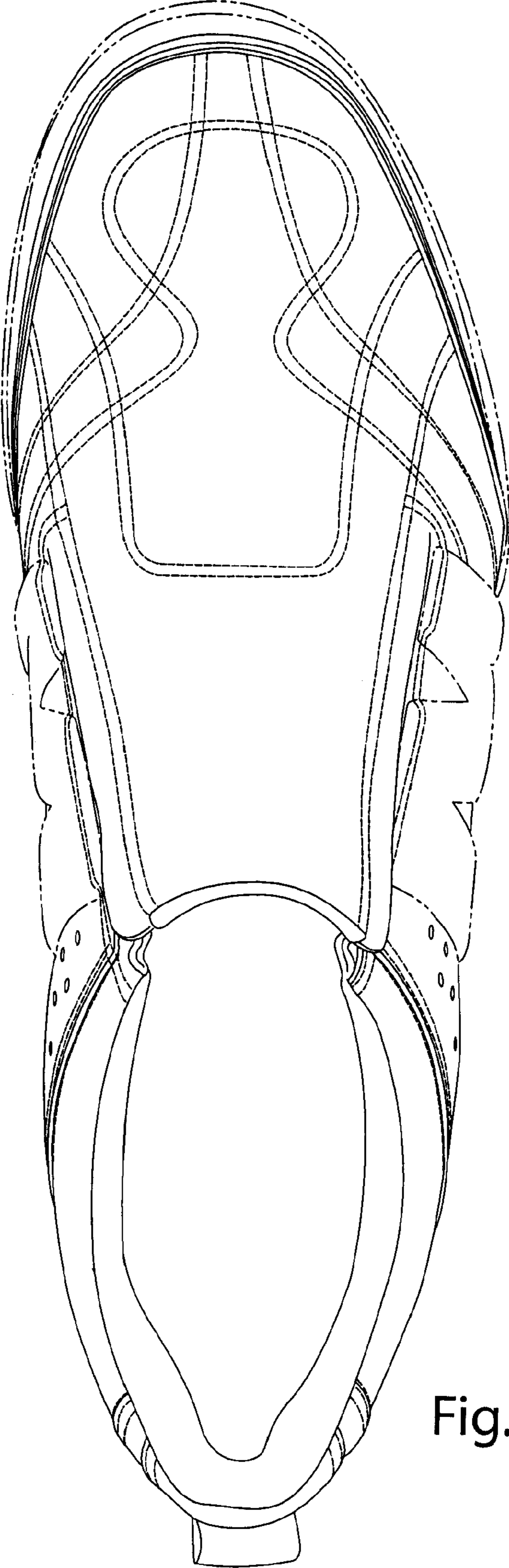


Fig. 2

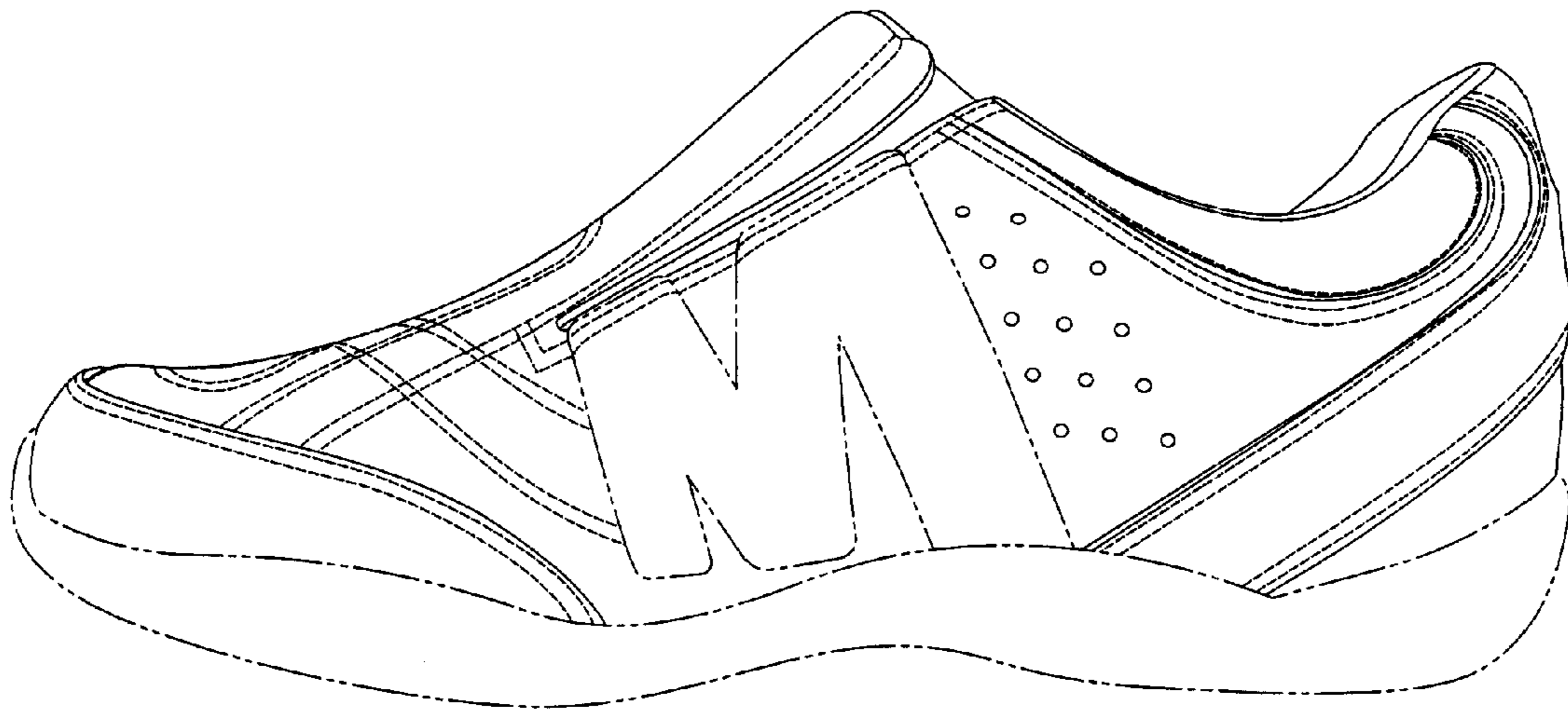


Fig. 3

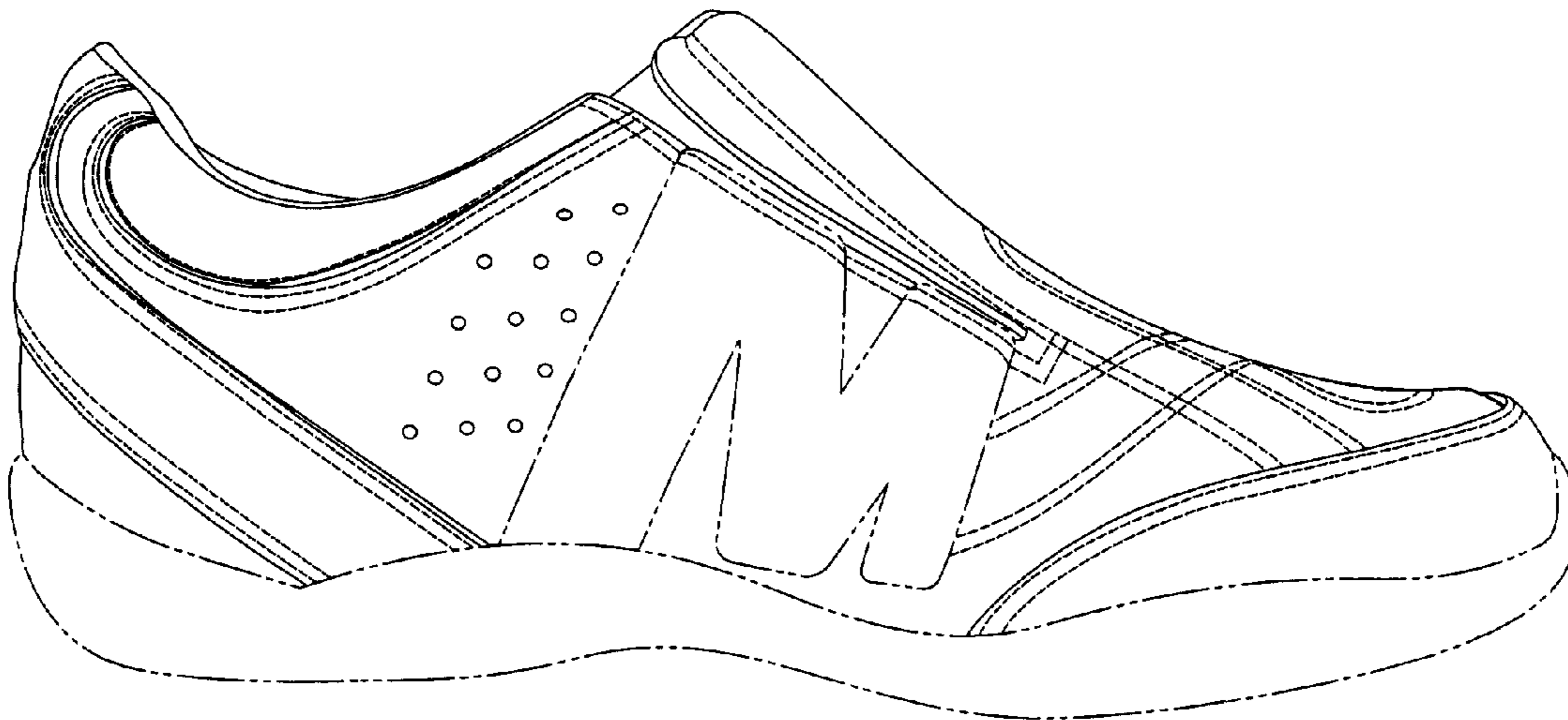


Fig. 4

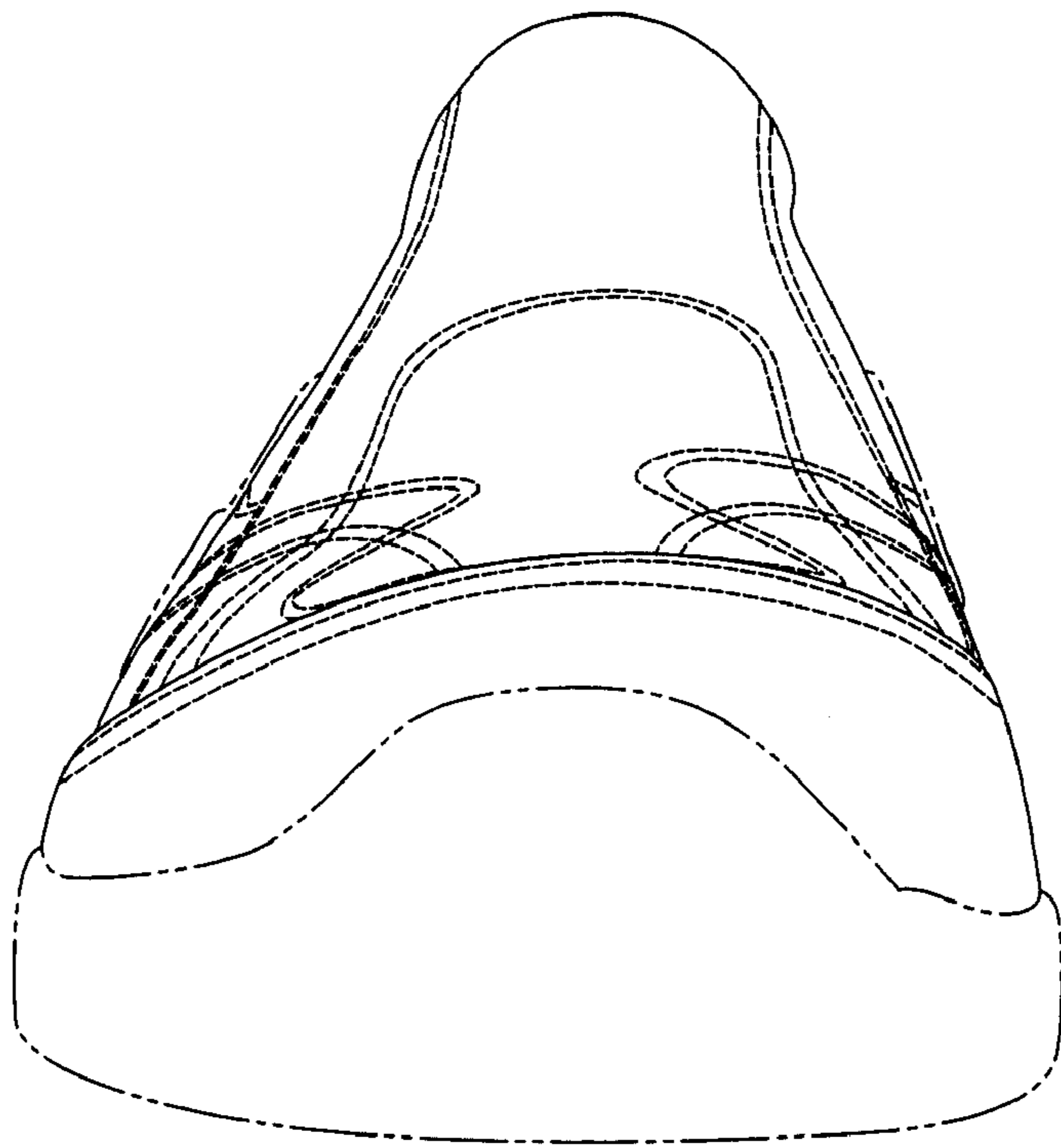


Fig. 5

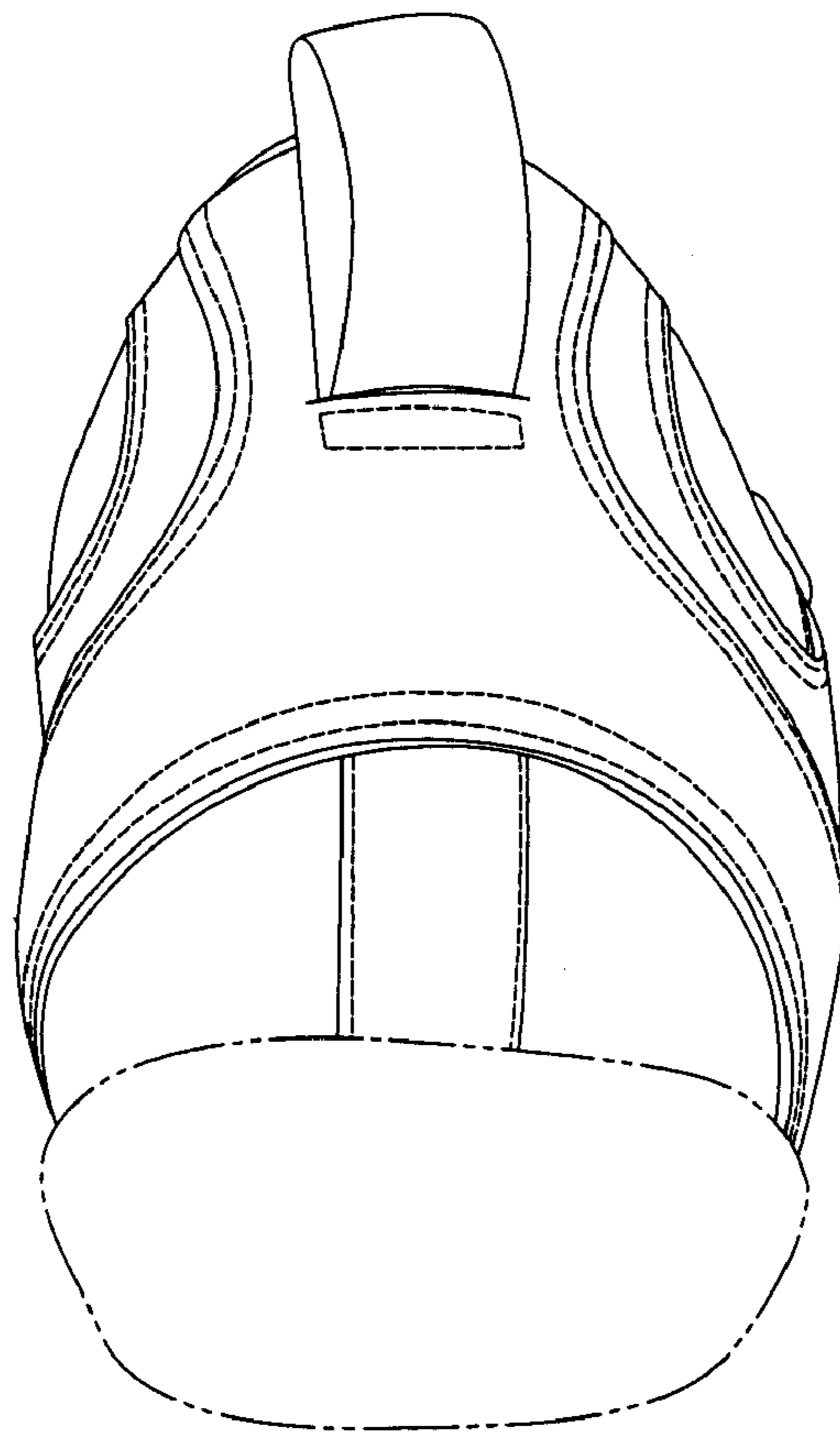


Fig. 6