



US00D554828S

(12) **United States Design Patent**
Osborn

(10) **Patent No.:** **US D554,828 S**

(45) **Date of Patent:** **** Nov. 13, 2007**

(54) **GOLF SHIRT**

2007/0028345 A1* 2/2007 McCarty 2/59

(76) Inventor: **Jacqueline Osborn**, 28 Pheasant Rd.,
Sag Harbor, NY (US) 11963

* cited by examiner

(**) Term: **14 Years**

Primary Examiner—Ian Simmons

Assistant Examiner—Anna J Burmeister

(74) *Attorney, Agent, or Firm*—Collen IP; Donald J. Ranft

(21) Appl. No.: **29/252,153**

(22) Filed: **Jan. 19, 2006**

(57) **CLAIM**

The ornamental design for a golf shirt, as shown and described.

(51) **LOC (8) Cl.** **02-01**

(52) **U.S. Cl.** **D2/841**

(58) **Field of Classification Search** D2/217,
D2/829, 841; 2/115, 116, 125

See application file for complete search history.

DESCRIPTION

FIG. 1 is a front elevational view of a golf shirt showing my new design;

FIG. 2 is a rear elevational view thereof;

FIG. 3 is a right side elevational view thereof; and,

FIG. 4 is a left side elevational view thereof.

The cross-hatched lines shown in the drawings represent a textured, fabric material.

The dash-dash-dash lines represent stitching lines.


The lowest circular detail in FIG. 1 is the intended location for golf ball markers.

(56) **References Cited**

U.S. PATENT DOCUMENTS

3,968,522	A *	7/1976	Riess	2/250
6,148,445	A *	11/2000	Spruill	2/125
6,173,451	B1 *	1/2001	DeVincenzi	2/162
6,353,935	B1 *	3/2002	Antonini	2/115
6,543,063	B2 *	4/2003	Greer	2/239
D517,282	S *	3/2006	Tanner et al.	D2/840
2006/0185056	A1 *	8/2006	Zwick	2/115

1 Claim, 4 Drawing Sheets



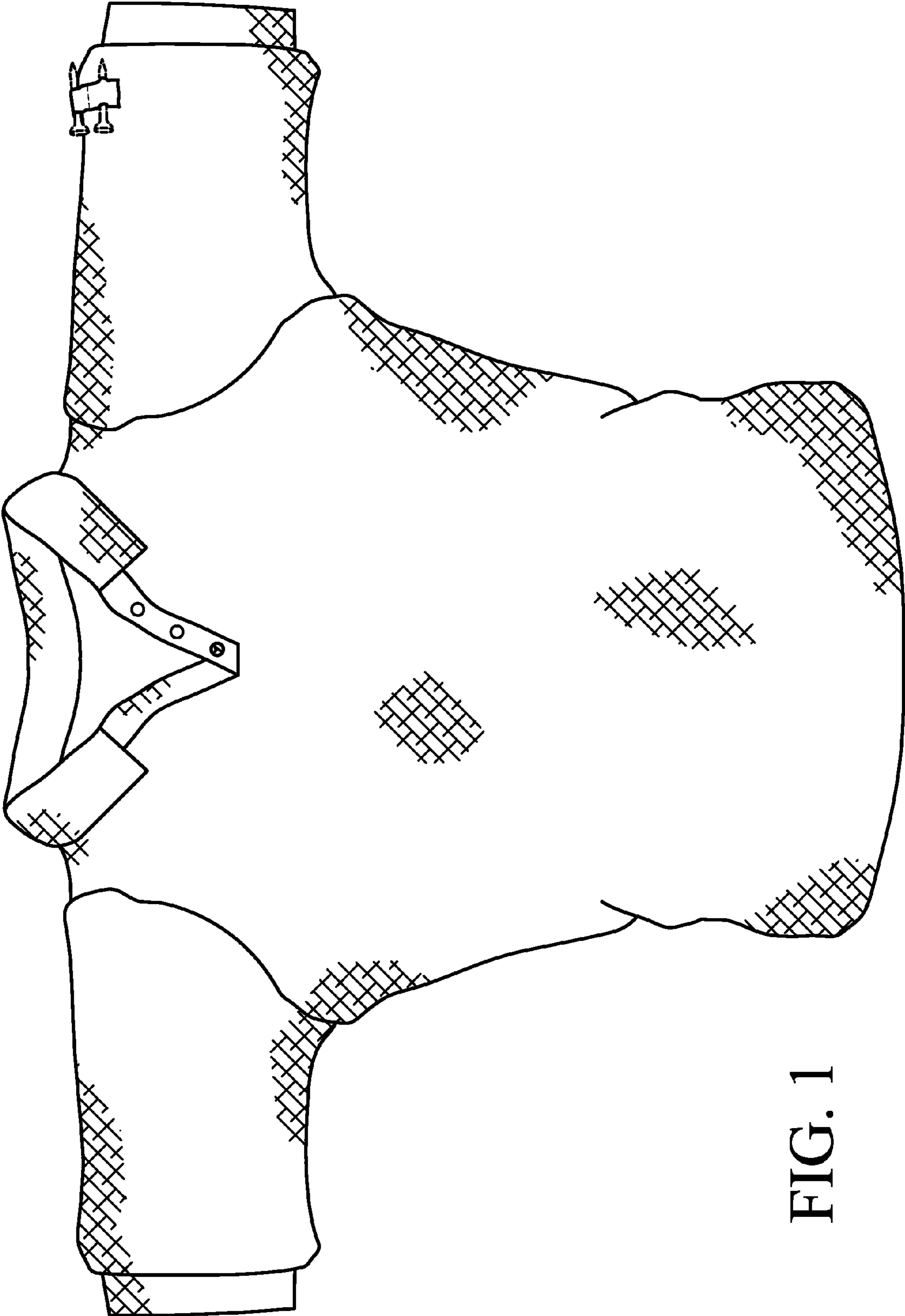


FIG. 1

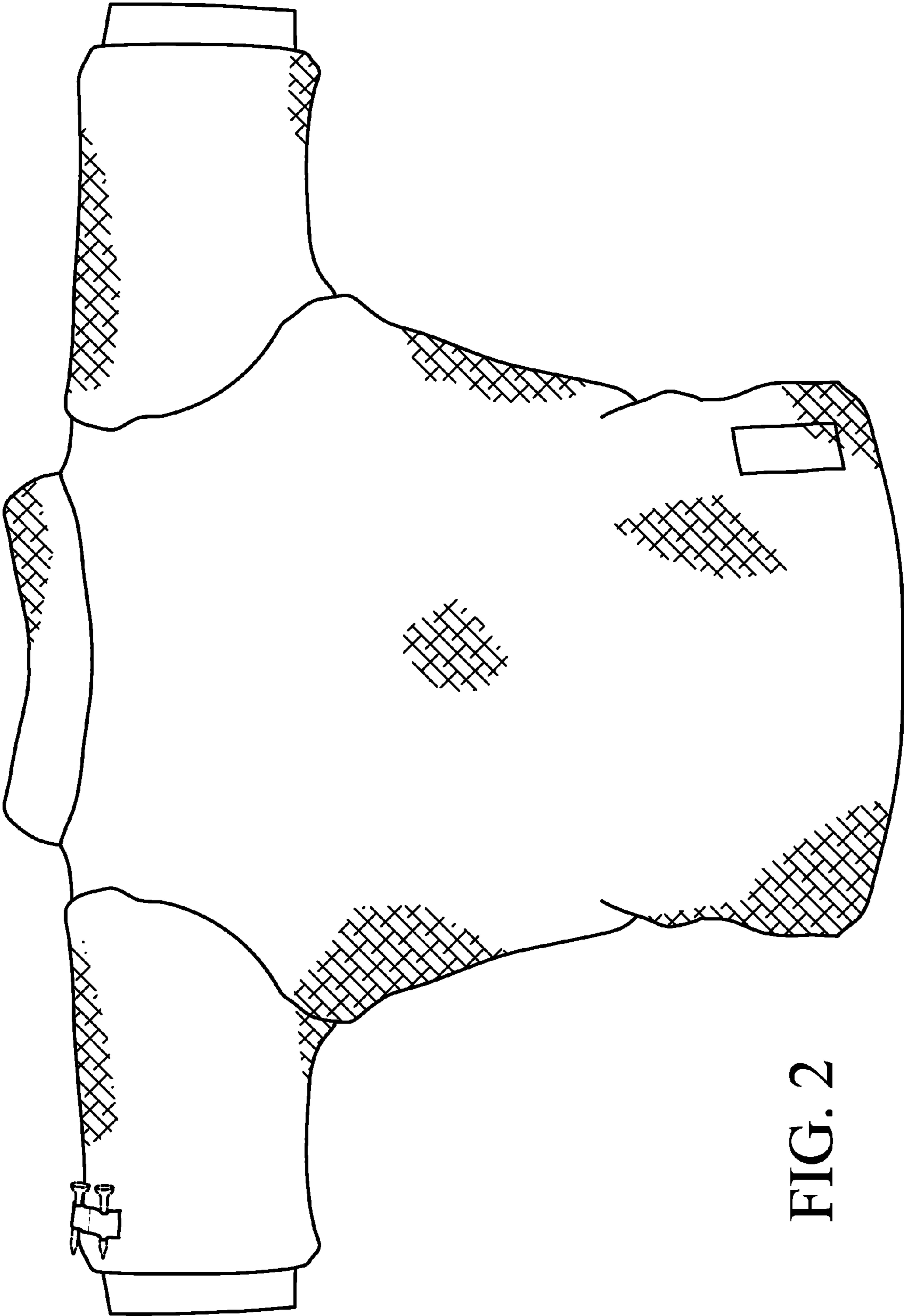


FIG. 2

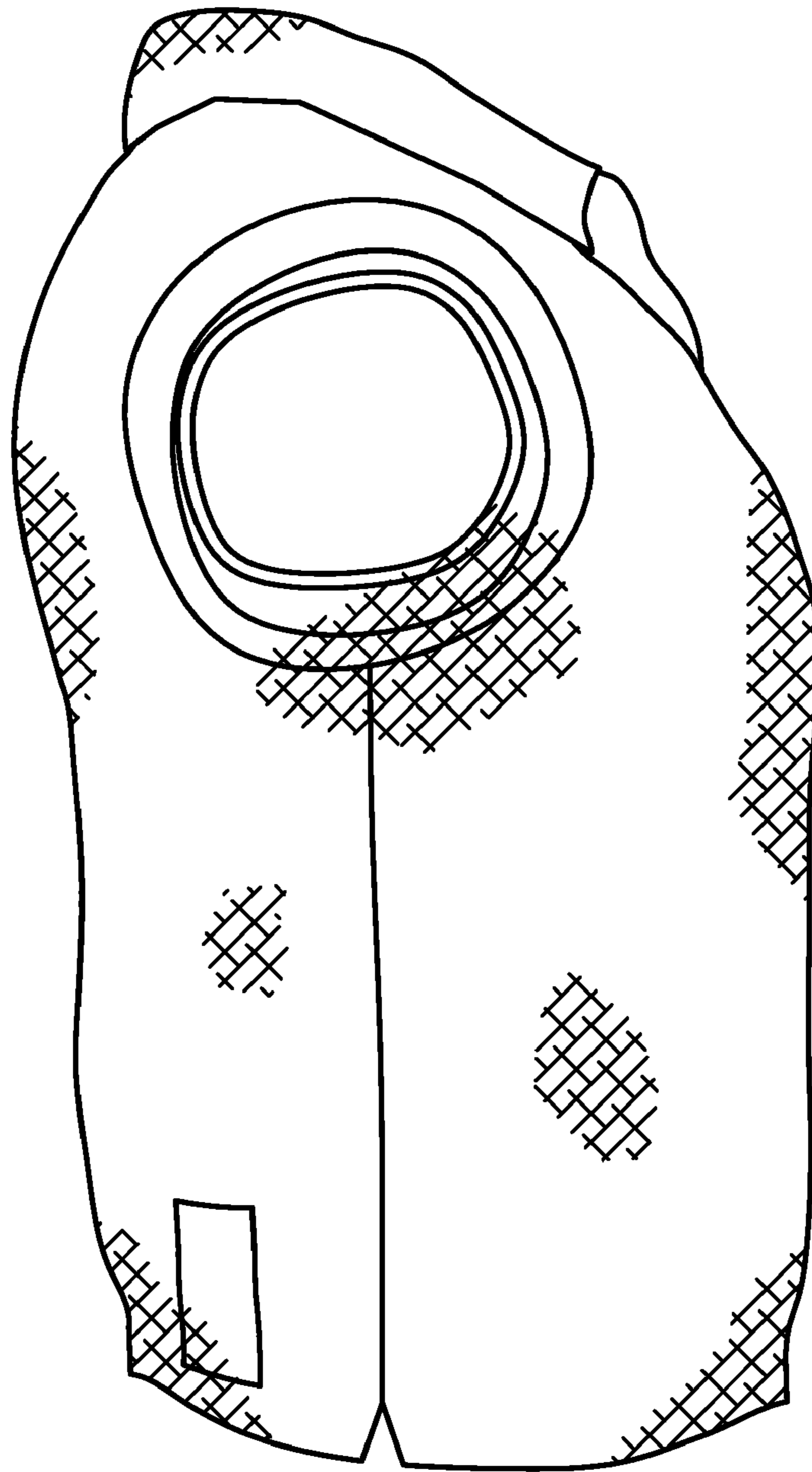


FIG. 3

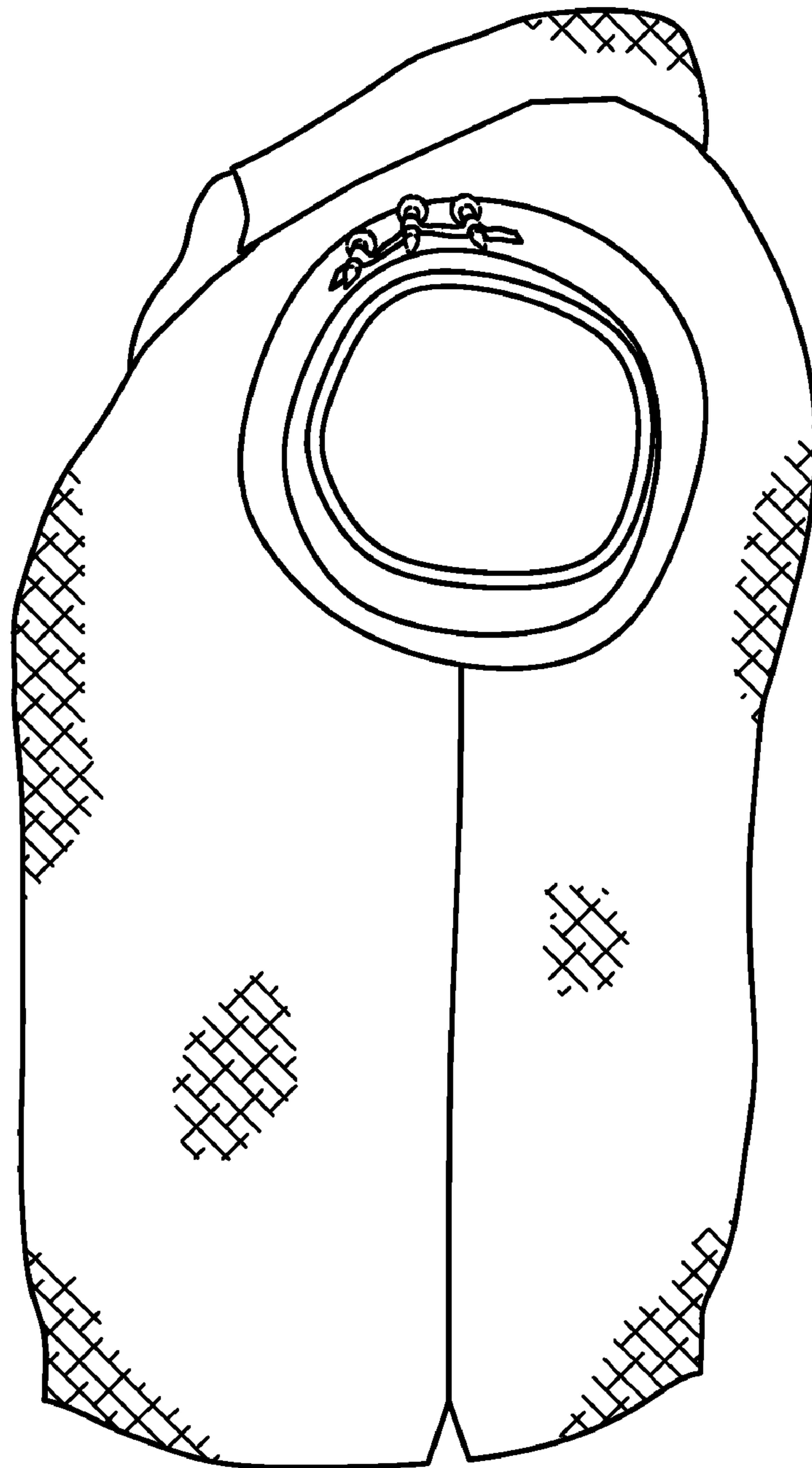


FIG. 4