



US00D554824S

(12) **United States Design Patent** (10) **Patent No.:** **US D554,824 S**
Blanchard et al. (45) **Date of Patent:** **** Nov. 6, 2007**

(54) **WASTE CONTAINER LIFT TRANSITION**

D491,328 S * 6/2004 Aiken et al. D34/5
D509,335 S 9/2005 Tuduri
D520,702 S * 5/2006 Miller D34/1
D532,173 S * 11/2006 Aiken et al. D34/5
D542,000 S * 5/2007 Miller D34/5

(75) Inventors: **Wesley J. Blanchard**, Charlotte, NC
(US); **Gregory A. Pugh**, Wingate, NC
(US)

(73) Assignee: **Otto Industries of North America, Inc.**, Charlotte, NC (US)

(**) Term: **14 Years**

(21) Appl. No.: **29/250,982**

(22) Filed: **Dec. 7, 2006**

(51) **LOC (8) Cl.** **09-09**

(52) **U.S. Cl.** **D34/10; D34/1**

(58) **Field of Classification Search** D34/1,
D34/5, 6, 7, 8, 9, 10, 11; 220/908-911, 675,
220/367.1, 368, 370, 371, 373, 374; 280/47.26
See application file for complete search history.

(56) **References Cited**

U.S. PATENT DOCUMENTS

D231,184 S	4/1974	Brown et al.	
D292,638 S	11/1987	Carville	
D302,884 S	8/1989	Poisat	
D323,912 S	2/1992	Delmerico	
D323,914 S	2/1992	Doxey et al.	
D324,595 S	3/1992	Beese et al.	
D347,095 S	5/1994	Apps et al.	
D355,741 S	2/1995	Craft et al.	
D357,779 S	4/1995	Breen	
D365,428 S	12/1995	Prout et al.	
D366,742 S *	1/1996	Chan	D34/1
D374,530 S	10/1996	Prout et al.	
D388,577 S	12/1997	Rehrig et al.	
D398,120 S	9/1998	Rehrig et al.	
D400,332 S	10/1998	Sanden, Jr.	
D410,125 S	5/1999	Rehrig et al.	
D429,398 S	8/2000	Wysocki	
D445,228 S *	7/2001	Apps et al.	D34/5
D462,838 S *	9/2002	Van Landingham	D3/304
D471,336 S	3/2003	Tuduri	
D474,317 S	5/2003	Tuduri	

OTHER PUBLICATIONS

Ameri-Kart waste container product details, available at http://www.kart.com/bosskart_mainlg.html (May 11, 2006), 5 pages.

(Continued)

Primary Examiner—Cynthia E. Ramirez

(74) *Attorney, Agent, or Firm*—Alston & Bird LLP

(57) **CLAIM**

The ornamental design for a waste container lift transition, as shown and described.

DESCRIPTION

FIG. 1 is a perspective view of a waste container lift transition according to an embodiment of the present invention;

FIG. 2 is a front elevation view of the waste container lift transition shown in FIG. 1;

FIG. 3 is a right side elevation view of the waste container lift transition shown in FIG. 1, the left side elevation view being a mirror image thereof;

FIG. 4 is a rear view of the waste container lift transition shown in FIG. 1;

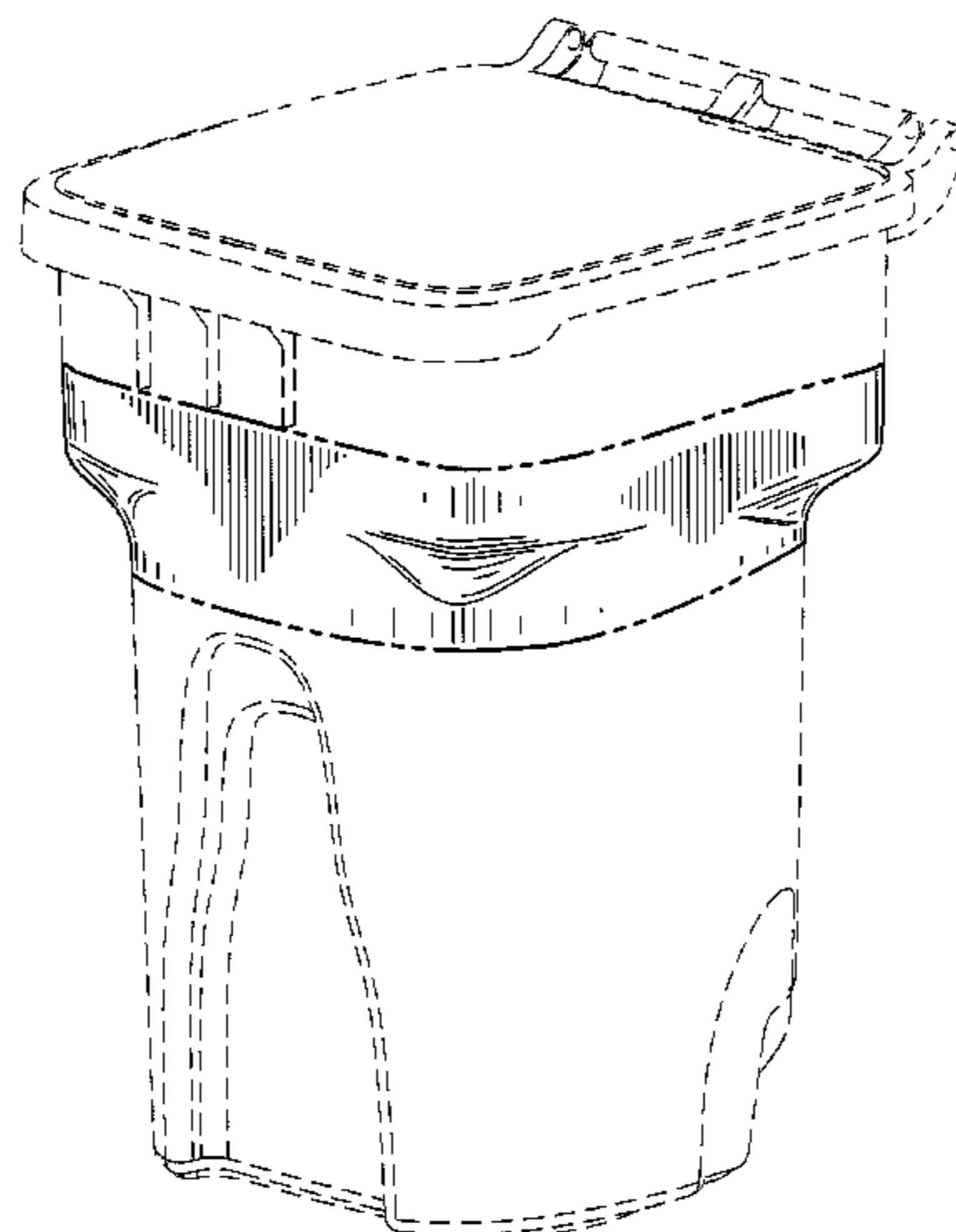
FIG. 5 is a section view of the waste container lift transition shown in FIG. 2, taken along section lines 5—5 of FIG. 2; and,

FIG. 6 is a section view of the waster container lift transition shown in FIG. 2, taken along section lines 6—6 of FIG. 2.

The broken lines shown herein are for illustrative purposes only and form no part of the claimed design.

The broken line(s) which define the bounds of the claimed design form no part thereof.

1 Claim, 6 Drawing Sheets



OTHER PUBLICATIONS

Residential Waste Handling Systems from Ameri-Kart, available at http://www.kart.com/res_megakart.html, (May 11, 2006), 5 pages.

Archived waste container product believed to be manufactured by Toter, 15 pages.

Archived waste container product believed to be manufactured by Rubbermaid 6 pages.

Archived waste container product believed to be manufactured by Cascade Engineering, 6 pages.

Second archived waste container product believed to be manufactured by Cascade Engineering, 6 pages.

Archived waste container products believed to be manufactured by various other competitors, 4 pages.

* cited by examiner

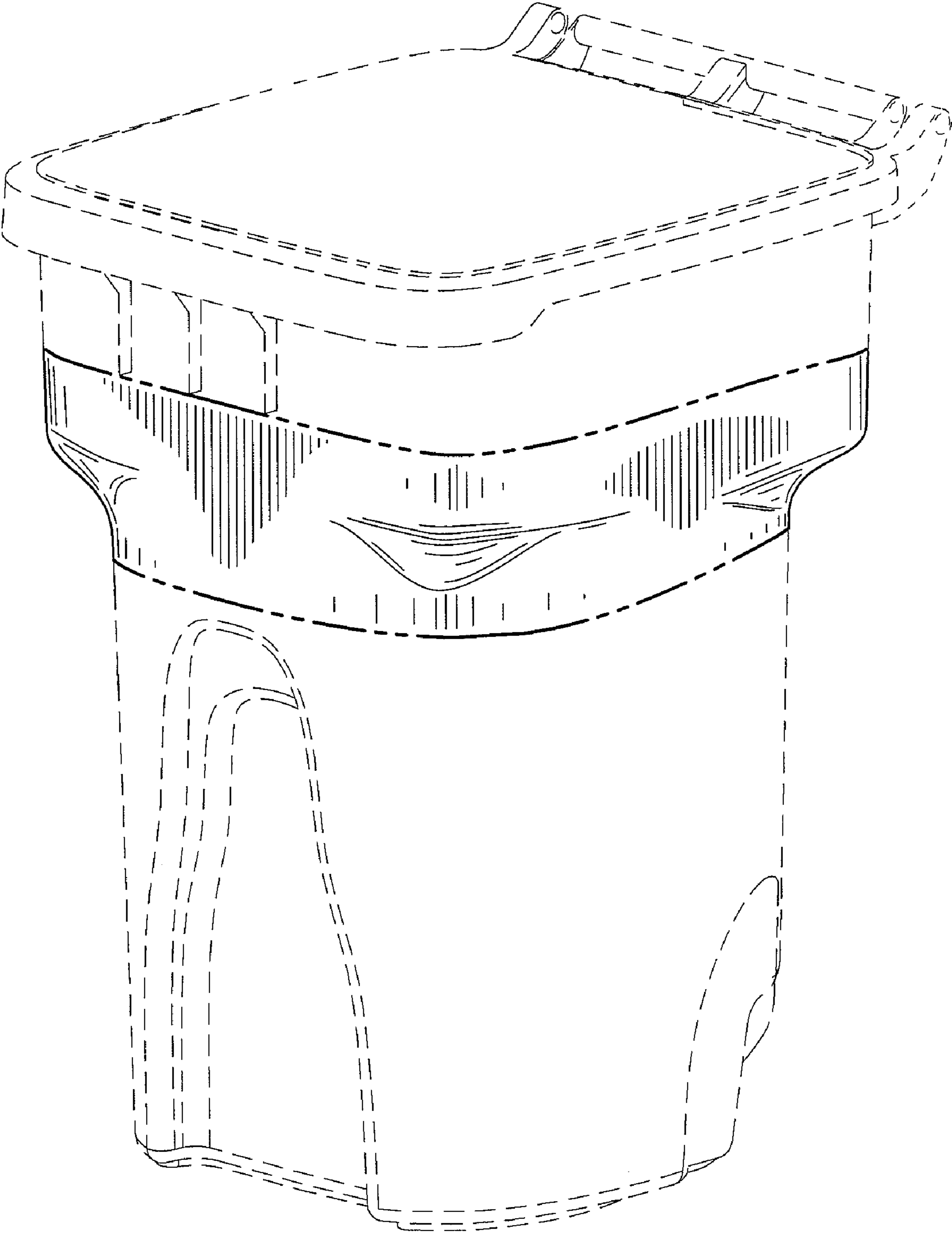


FIG. 1

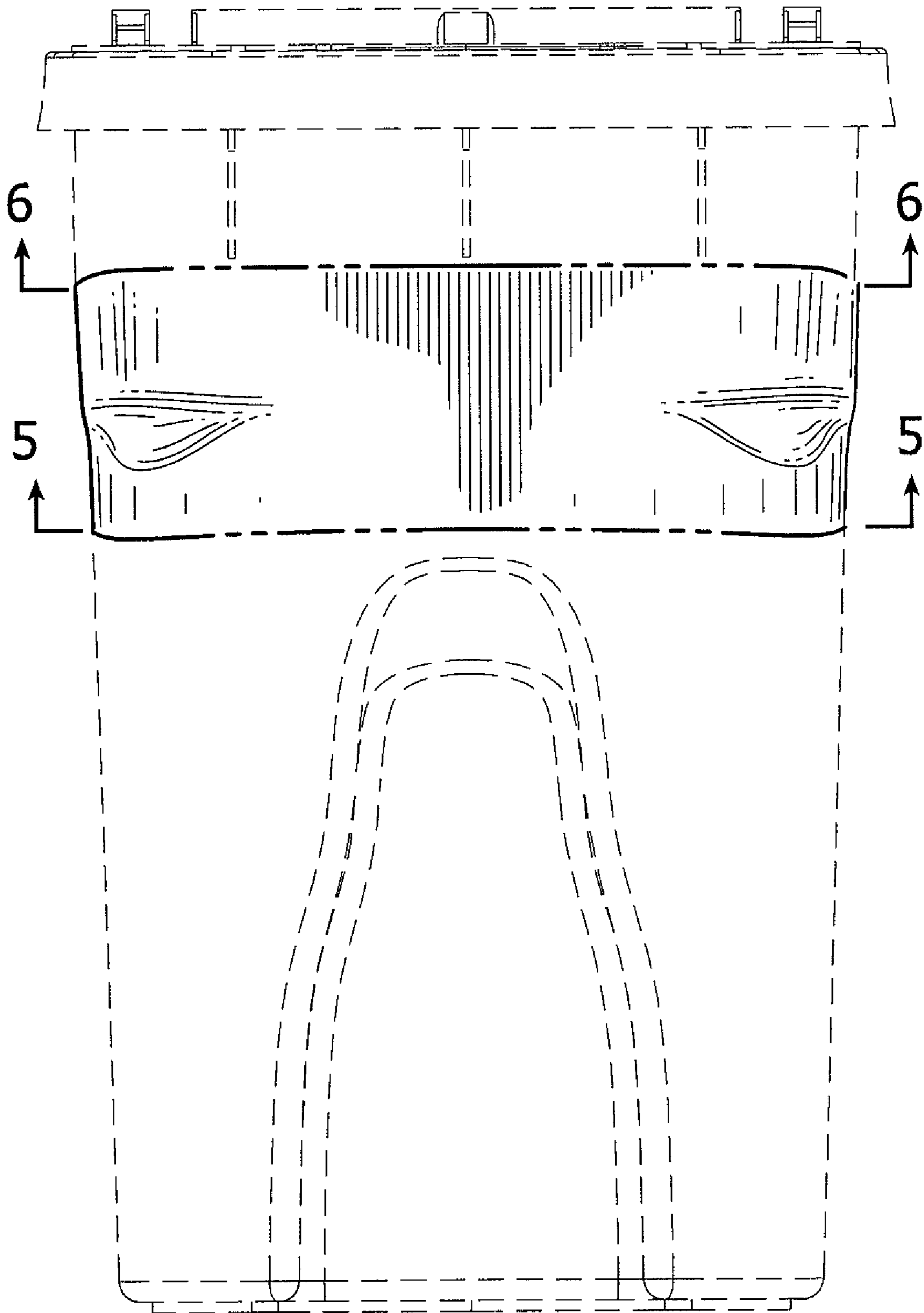


FIG. 2

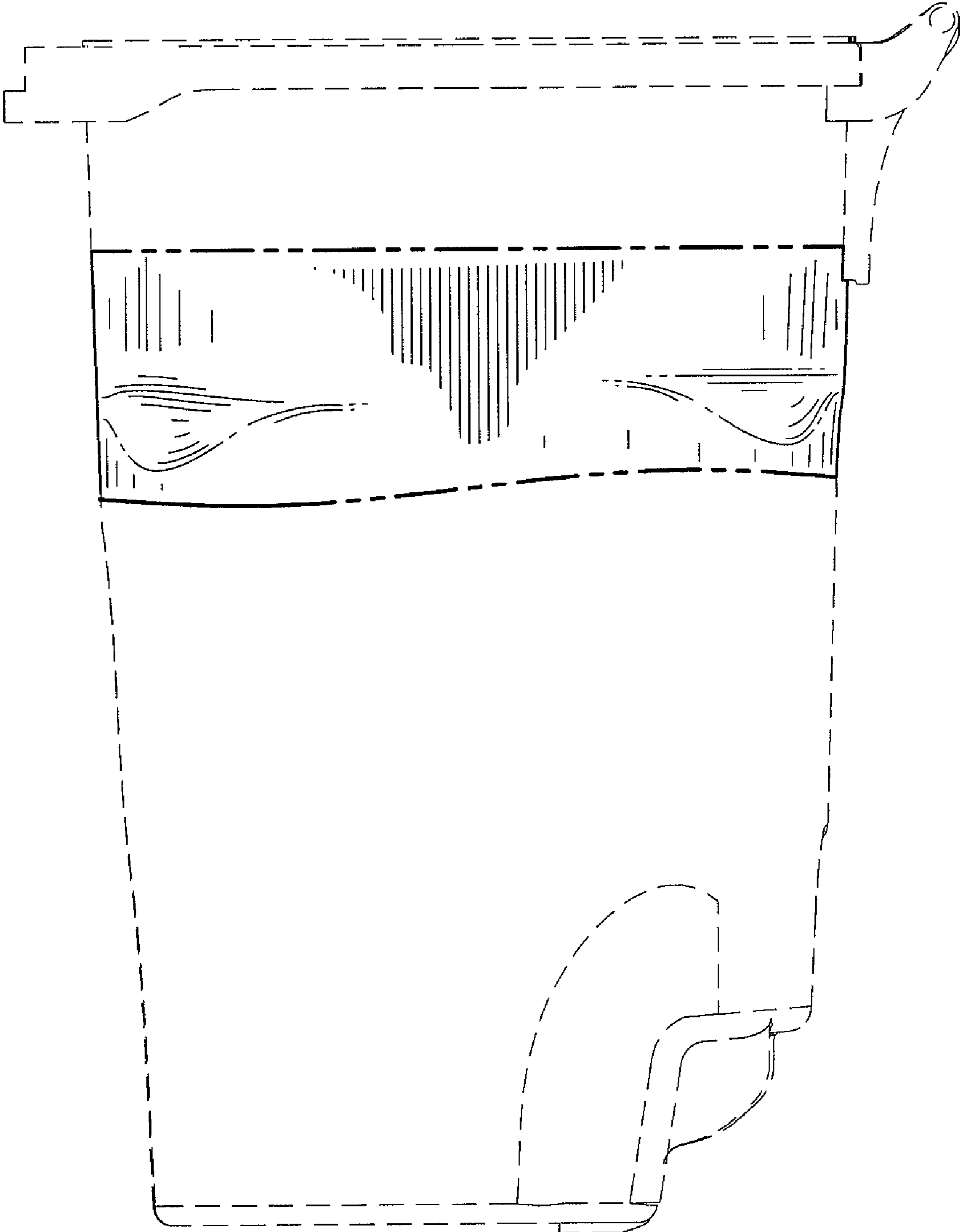


FIG. 3

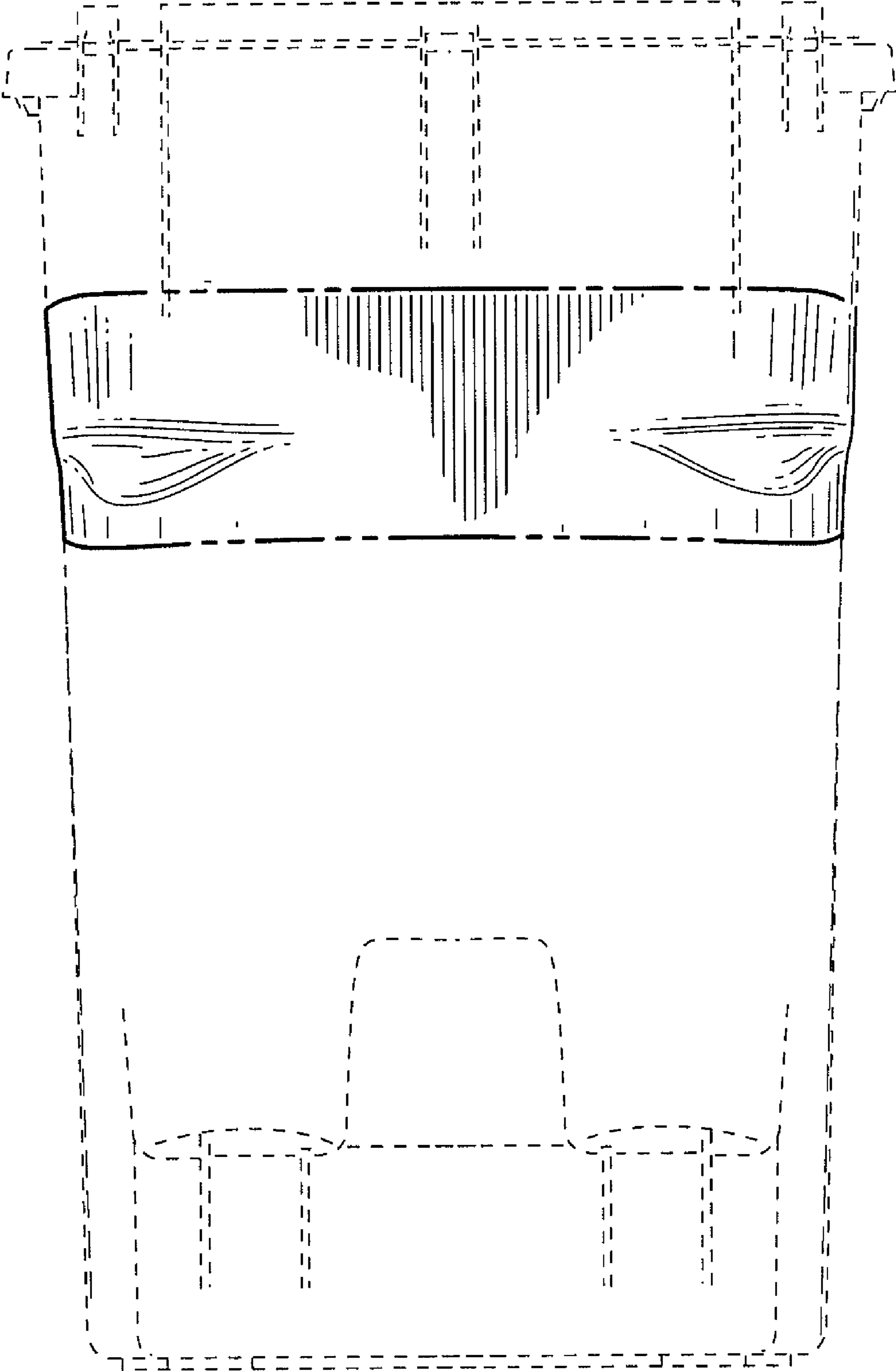


FIG. 4

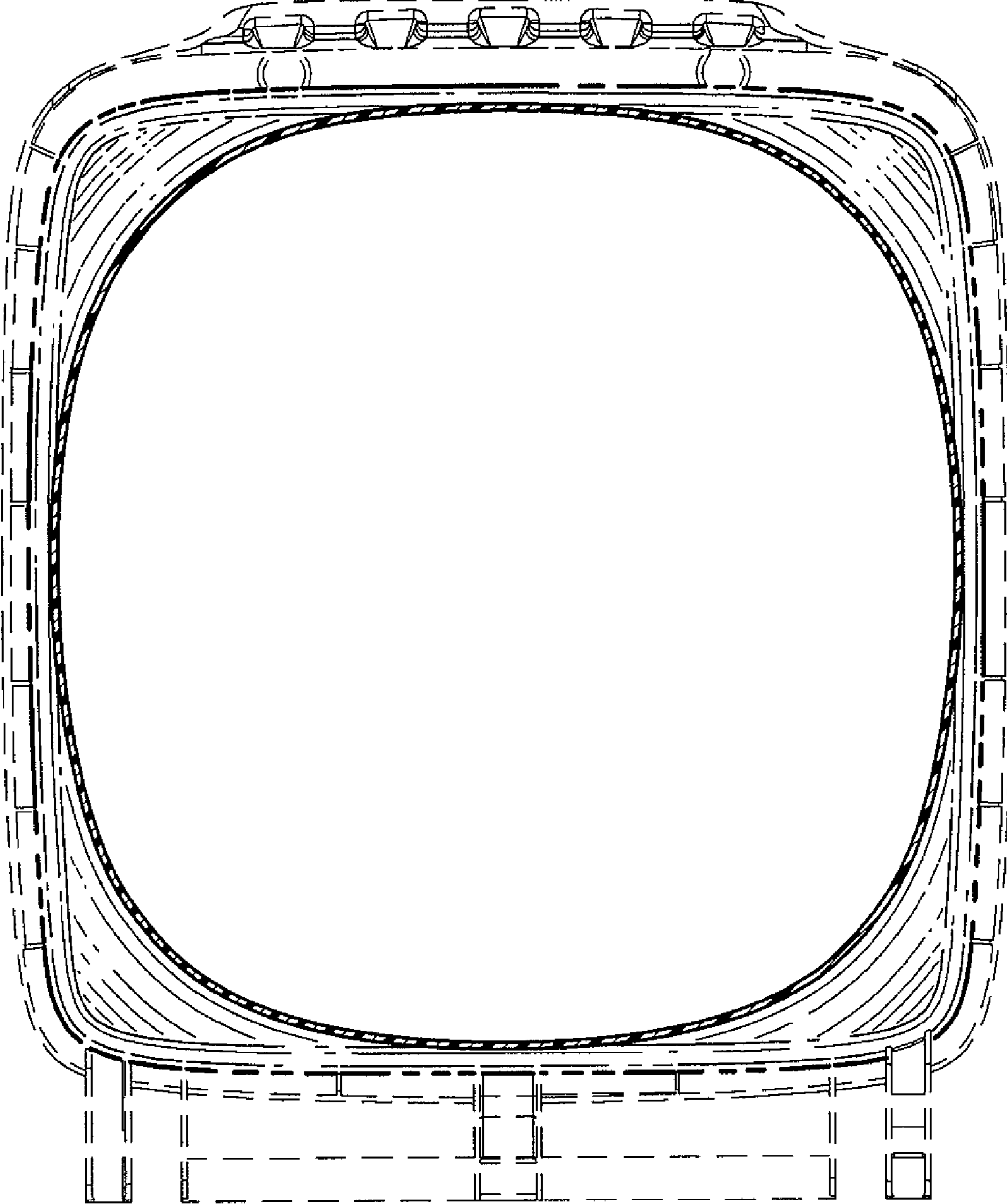


FIG. 5




FIG. 6