



US00D554822S

(12) **United States Design Patent** (10) **Patent No.:** **US D554,822 S**  
**Dretzka** (45) **Date of Patent:** **\*\* Nov. 6, 2007**

(54) **WASTEBASKET**

(75) Inventor: **Philip C. Dretzka**, Cleveland Heights, OH (US)

(73) Assignee: **InterDesign, Inc.**, Solon, OH (US)

(\*\*) Term: **14 Years**

(21) Appl. No.: **29/265,710**

(22) Filed: **Sep. 7, 2006**

(51) **LOC (8) Cl.** ..... **09-09**

(52) **U.S. Cl.** ..... **D34/1**

(58) **Field of Classification Search** ..... D34/1-11;  
220/908, 908.1, 913; D9/428, 429, 431;  
D7/509, 608, 396.6, 396.2, 523, 532; 229/400,  
229/403, 405, 406, 407; D19/77, 78, 84  
See application file for complete search history.

(56) **References Cited**

**U.S. PATENT DOCUMENTS**

- D209,307 S \* 11/1967 Schillings ..... D7/523
- D216,142 S \* 11/1969 Gribbens ..... D7/523
- 3,702,820 A \* 11/1972 Hough ..... 426/392
- 4,630,744 A \* 12/1986 Trombly ..... 220/604
- D328,509 S \* 8/1992 Hollinger ..... D34/1
- D337,187 S 7/1993 Hampshire
- D340,385 S \* 10/1993 Durand ..... D7/509
- D364,112 S \* 11/1995 Dickinson et al. .... D11/152
- D400,398 S \* 11/1998 McNaughton ..... D7/513
- D457,782 S \* 5/2002 Snell ..... D7/396.6
- D472,427 S \* 4/2003 Dretzka ..... D7/523
- D480,601 S \* 10/2003 Pettaweebuncha ..... D7/513
- D483,610 S \* 12/2003 Kerman ..... D7/523

- D489,501 S 5/2004 Dretzka
- D490,582 S 5/2004 Dretzka
- D506,640 S \* 6/2005 Marck et al. .... D7/523
- D508,594 S 8/2005 Snell
- D538,992 S \* 3/2007 Snell ..... D34/1

**OTHER PUBLICATIONS**

2004 InterDesign, Inc. product brochure, p. 18, 20, 24, 28, 29, 32, 56 w/front & back cover.

\* cited by examiner

*Primary Examiner*—Cynthia E. Ramirez  
(74) *Attorney, Agent, or Firm*—D. Peter Hochberg; Sean Mellino

(57) **CLAIM**

The ornamental design for a wastebasket, as shown and described.

**DESCRIPTION**

FIG. 1 is a perspective view of the wastebasket according to the invention;

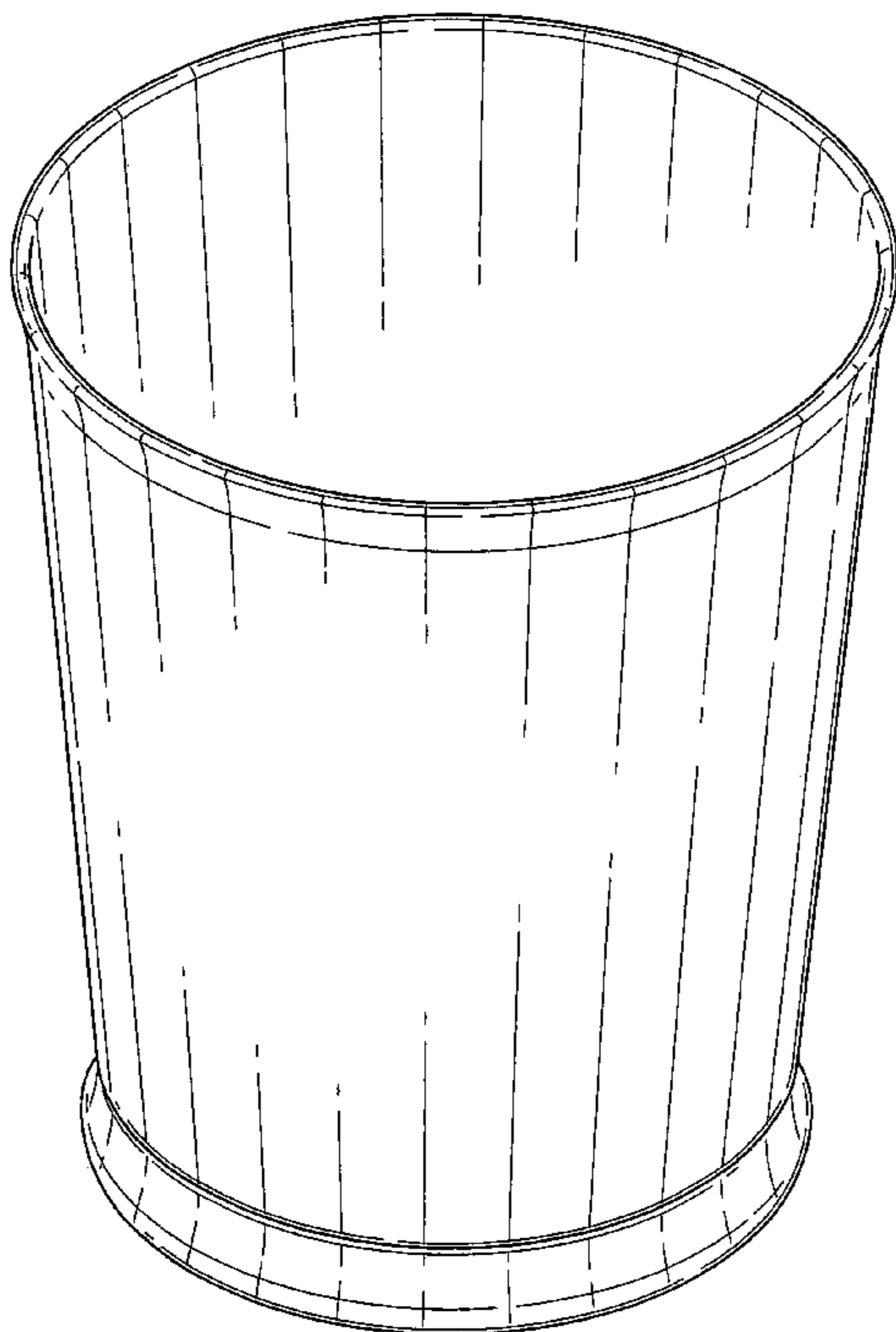
FIG. 2 is a front view of the wastebasket as shown in FIG. 1;

FIG. 3 is a top view of the wastebasket as shown in FIG. 1; and,

FIG. 4 is a bottom view of the wastebasket as shown in FIG. 1.

The broken line showing of three circles in FIG. 4 is included for the purpose of illustrating environment and forms no part of the claimed design.

**1 Claim, 3 Drawing Sheets**






FIG-1

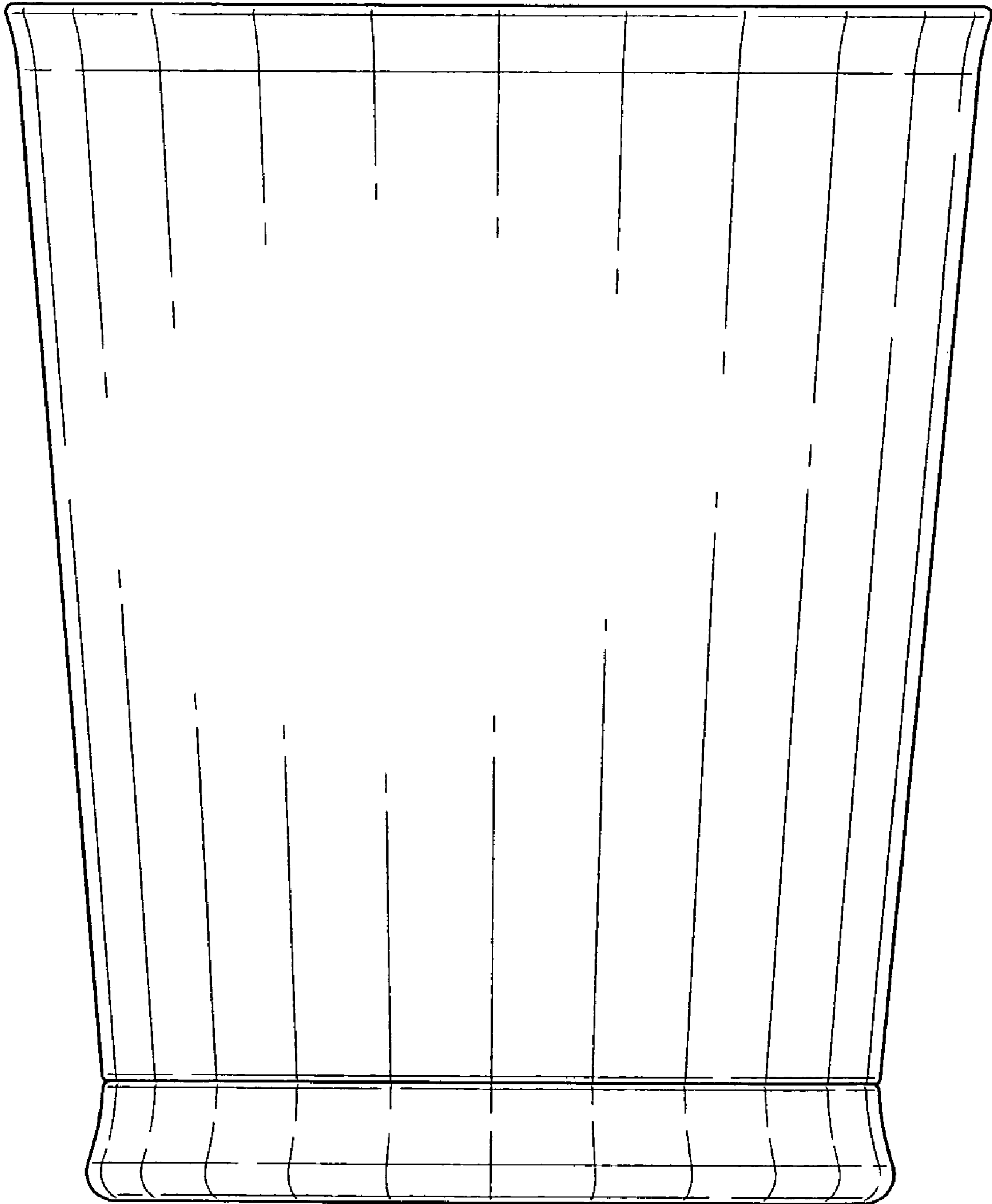


FIG-2

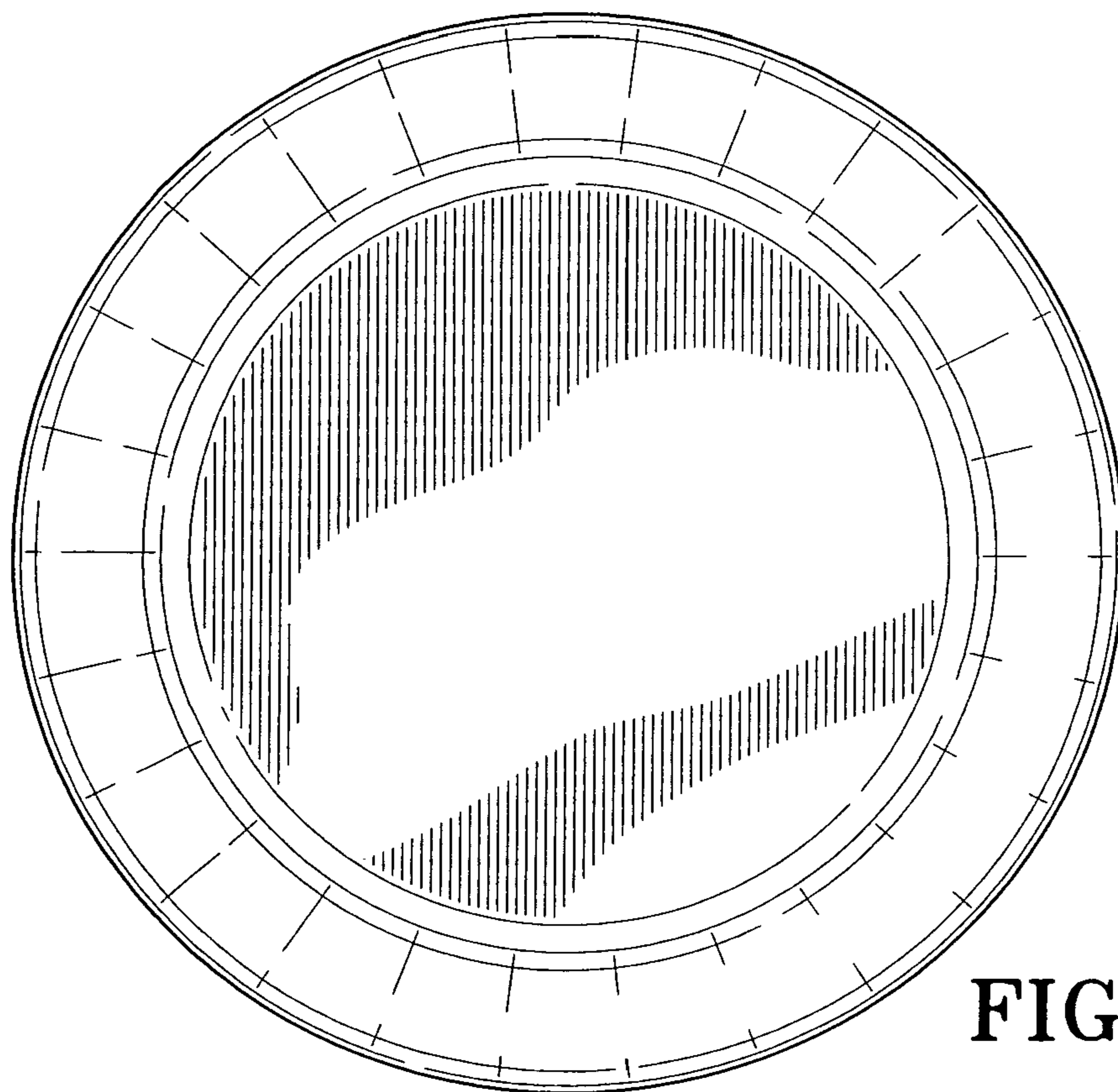


FIG-3

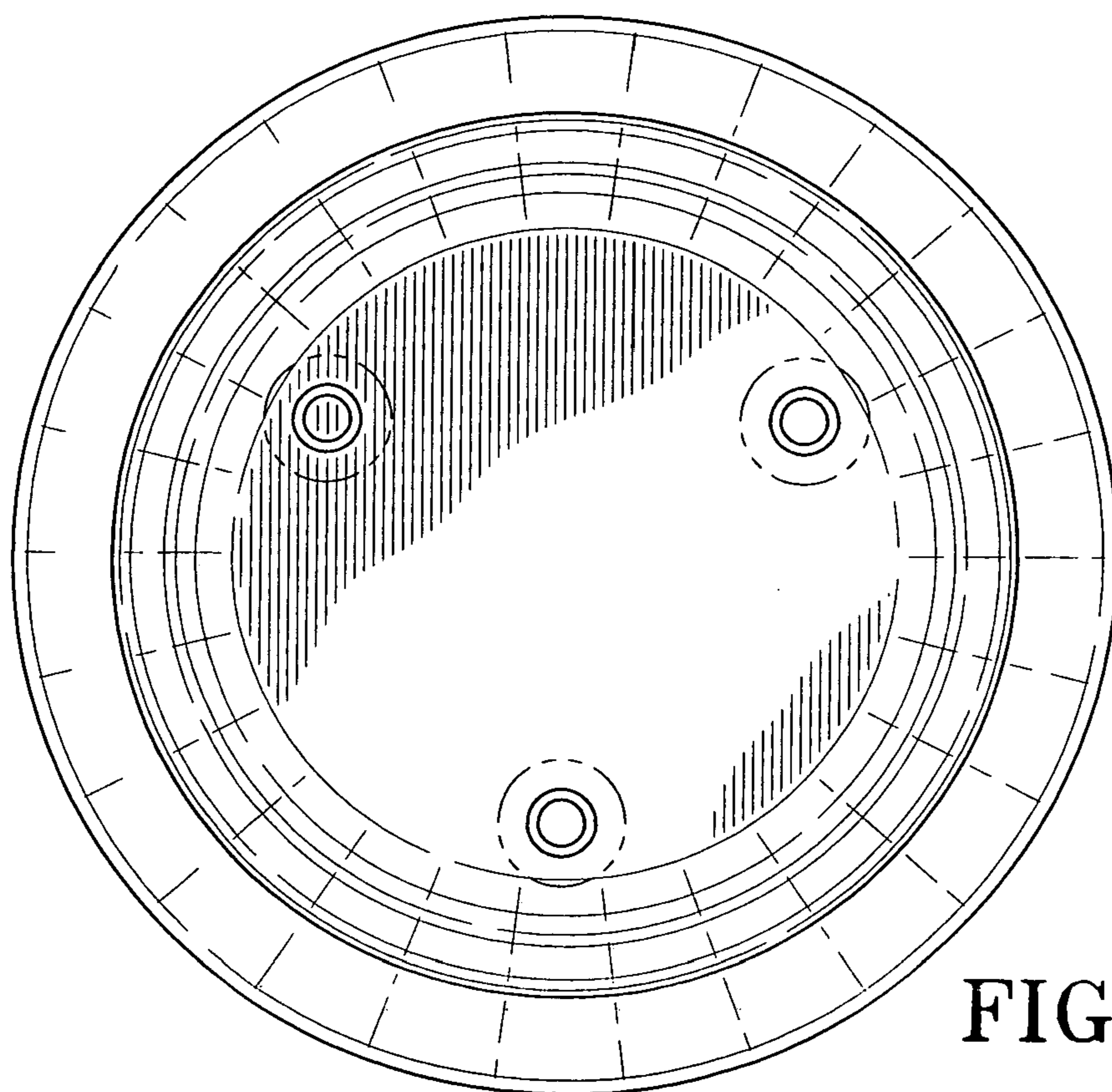


FIG-4