



US00D554820S

(12) **United States Design Patent**
Dretzka

(10) **Patent No.:** **US D554,820 S**

(45) **Date of Patent:** **** Nov. 6, 2007**

(54) **SINK MAT**

(75) Inventor: **Philip C. Dretzka**, Mariemont, OH
(US)

(73) Assignee: **InterDesign, Inc.**, Solon, OH (US)

(**) Term: **14 Years**

(21) Appl. No.: **29/271,021**

(22) Filed: **Jan. 8, 2007**

(51) **LOC (8) Cl.** **07-05**

(52) **U.S. Cl.** **D32/57**

(58) **Field of Classification Search** D32/55,
D32/57; D5/53, 59; D6/582-585, 588, 604;
112/410; 4/657, 581-583, 585-587; 15/215-217
See application file for complete search history.

(56) **References Cited**

U.S. PATENT DOCUMENTS

RE20,924 E *	11/1938	Nickle	126/221
4,167,599 A *	9/1979	Nissinen	428/44
D283,012 S *	3/1986	Jankens	D9/456
D286,497 S *	11/1986	Daenen et al.	D7/388
D348,131 S *	6/1994	Bozzo et al.	D32/55
D364,018 S *	11/1995	Brightbill et al.	D32/55
D416,148 S *	11/1999	Pagnon et al.	D6/487
D418,646 S *	1/2000	Hampshire	D32/55
D418,647 S *	1/2000	Snell	D32/57

D438,681 S *	3/2001	Klein et al.	D32/55
D514,765 S	2/2006	Dretzka	
D517,759 S *	3/2006	Dretzka	D32/57

OTHER PUBLICATIONS

2005 *bath housewares storage*, p. 35, & 37, InterDesign, Inc. product brochure w/front & back cover.

* cited by examiner

Primary Examiner—Pamela J. Burgess

(74) *Attorney, Agent, or Firm*—D. Peter Hochberg; Sean Mellino

(57) **CLAIM**

The ornamental design for a sink mat, as shown and described.

DESCRIPTION

FIG. 1 is a perspective view of the front side of the sink mat according to the invention;

FIG. 2 is a perspective view of the rear side of the sink mat as shown in FIG. 1;

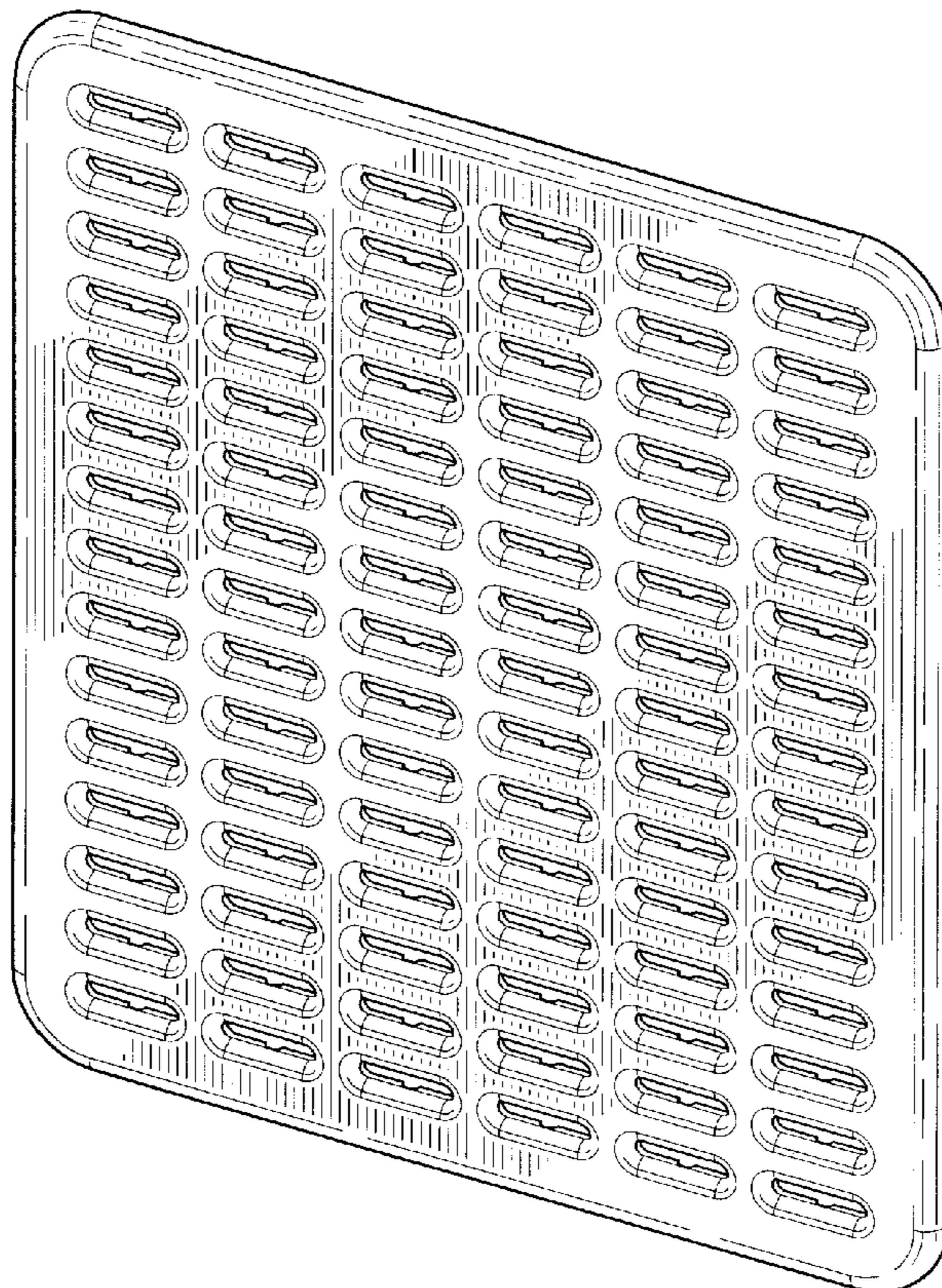
FIG. 3 is a top view of the sink mat as shown in FIG. 1;

FIG. 4 is a front view of the sink mat as shown in FIG. 1;

FIG. 5 is a rear view of the sink mat as shown in FIG. 1; and,

FIG. 6 is a side view of the sink mat as shown in FIG. 1.

1 Claim, 4 Drawing Sheets



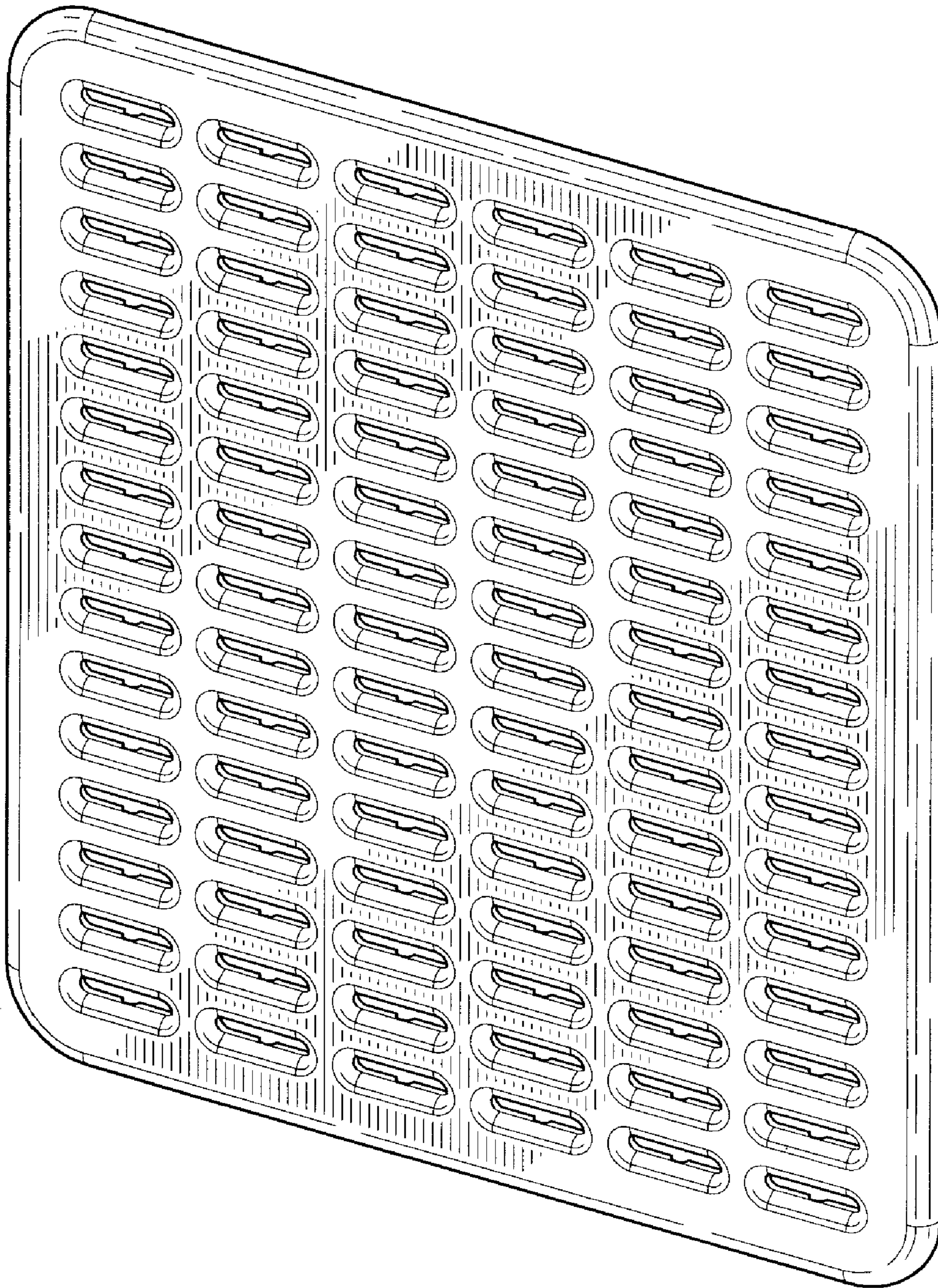


FIG-1

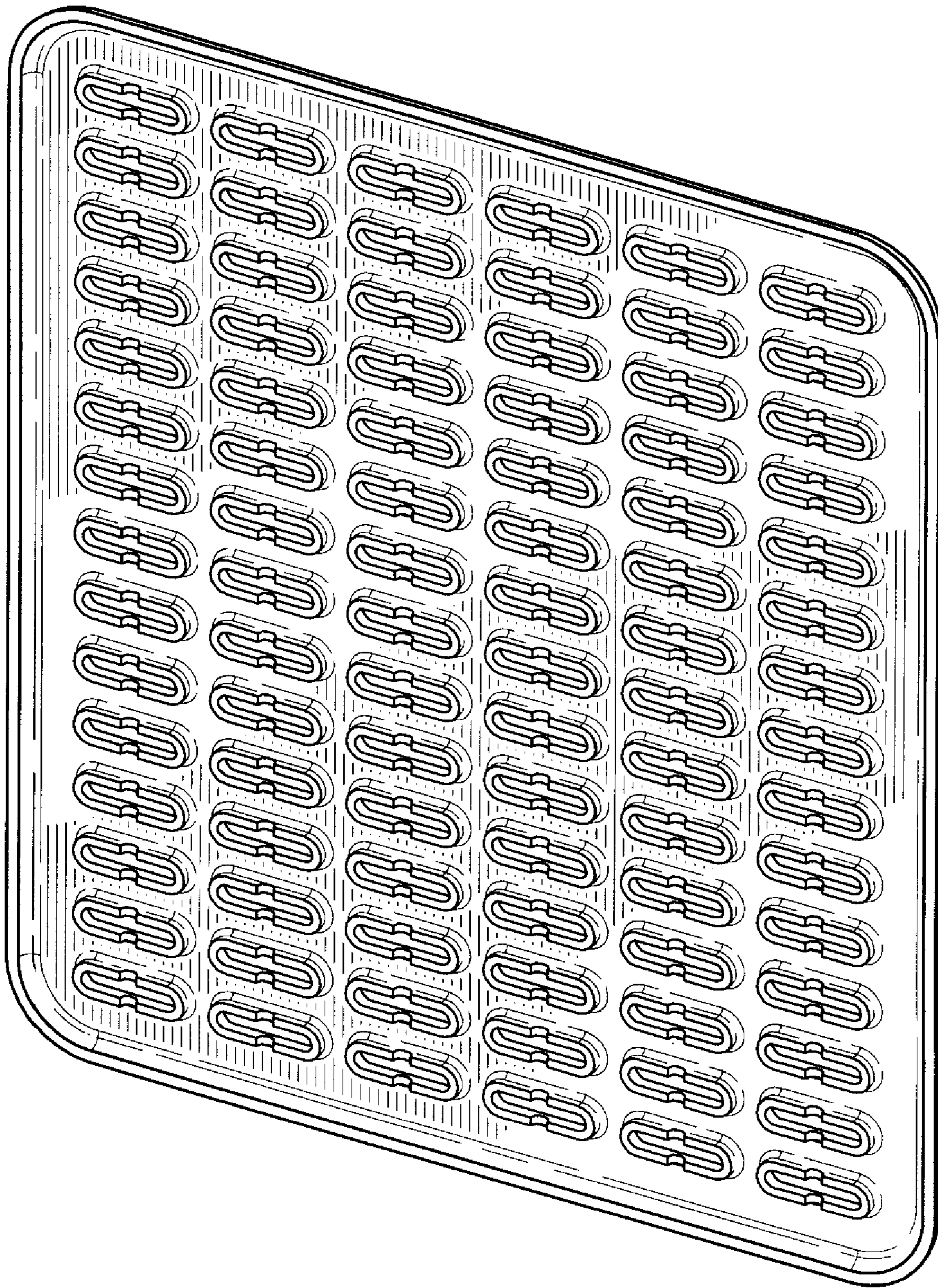


FIG-2




FIG-3




FIG-4

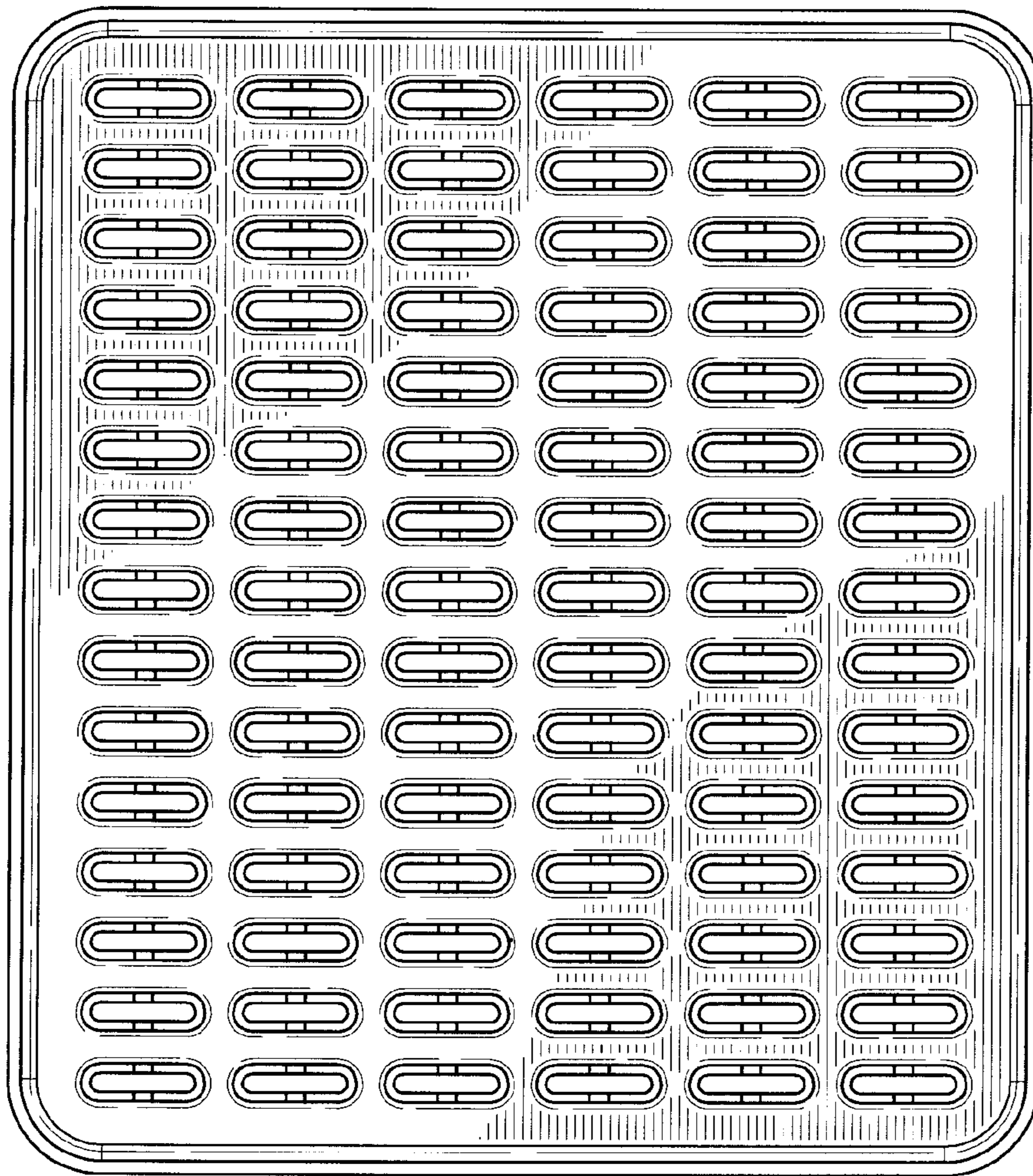


FIG-5



FIG-6