



US00D554810S

(12) **United States Design Patent**
Head

(10) **Patent No.:** **US D554,810 S**

(45) **Date of Patent:** **** Nov. 6, 2007**

(54) **RETRACTABLE TETHER**

(76) Inventor: **David T. Head**, 101 Royals Ct.,
Trumbull, CT (US) 06611

(**) Term: **14 Years**

(21) Appl. No.: **29/252,628**

(22) Filed: **Jan. 24, 2006**

(51) **LOC (8) Cl.** **30-09**

(52) **U.S. Cl.** **D30/154**

(58) **Field of Classification Search** D30/154;
119/786-788, 791; 135/118; 248/545, 518,
248/87, 153, 519-521, 530, 156; 52/155-59,
52/165; D8/1, 356, 42, 39, 34, 349; 7/154-55;
81/3.45, 3.09, 3.47, 3.57, 3.48; 47/47, 48.5,
47/41.14, 44, 46; 374/155

See application file for complete search history.

(56) **References Cited**

U.S. PATENT DOCUMENTS

| | | | | | |
|-----------|-----|---------|-----------------|-------|---------|
| 45,137 | A * | 11/1864 | Clark | | 81/3.45 |
| 172,868 | A * | 2/1876 | Clough | | 81/3.45 |
| 242,602 | A * | 6/1881 | Clough | | 81/3.45 |
| 304,299 | A * | 9/1884 | Crabb | | 81/3.45 |
| 337,309 | A * | 3/1886 | Crabb | | 81/3.45 |
| 814,834 | A * | 3/1906 | Coughlin | | 81/3.45 |
| 873,571 | A * | 12/1907 | Mansfield | | 7/154 |
| 1,990,289 | A * | 2/1935 | Krueger | | 81/3.45 |
| 2,437,786 | A | 3/1948 | Oberdorf et al. | | |
| 2,447,444 | A * | 8/1948 | Waite | | 52/157 |
| 3,088,438 | A | 5/1963 | Oliphant | | |
| 3,123,052 | A | 3/1964 | Marshall | | |
| 4,796,566 | A * | 1/1989 | Daniels | | 119/789 |

| | | | | | |
|-----------|-----|---------|-----------------|-------|---------|
| D308,282 | S * | 6/1990 | Bergman et al. | | D2/978 |
| 5,031,486 | A * | 7/1991 | Rydgren | | 81/3.45 |
| D330,834 | S * | 11/1992 | Hooper | | D8/1 |
| D409,889 | S * | 5/1999 | Kim | | D8/42 |
| D445,318 | S * | 7/2001 | Wellnitz | | D8/1 |
| 6,523,500 | B1 | 2/2003 | Zenteno | | |
| D475,262 | S * | 6/2003 | Hsieh | | D8/42 |
| 6,810,630 | B2 | 11/2004 | Chizmas | | |
| 6,904,871 | B1 | 6/2005 | Archetti et al. | | |

* cited by examiner

Primary Examiner—M. H. Tung

Assistant Examiner—Susan Moon Lee

(74) *Attorney, Agent, or Firm*—Lipsitz & McAllister LLC

(57) **CLAIM**

The ornamental design for a retractable tether, as shown and described.

DESCRIPTION

FIG. 1 is a top, front and right side perspective view of the retractable tether showing our new design;

FIG. 2 is a front elevational view of the design;

FIG. 3 is a top plan view of the design;

FIG. 4 is a right side elevational view of the design;

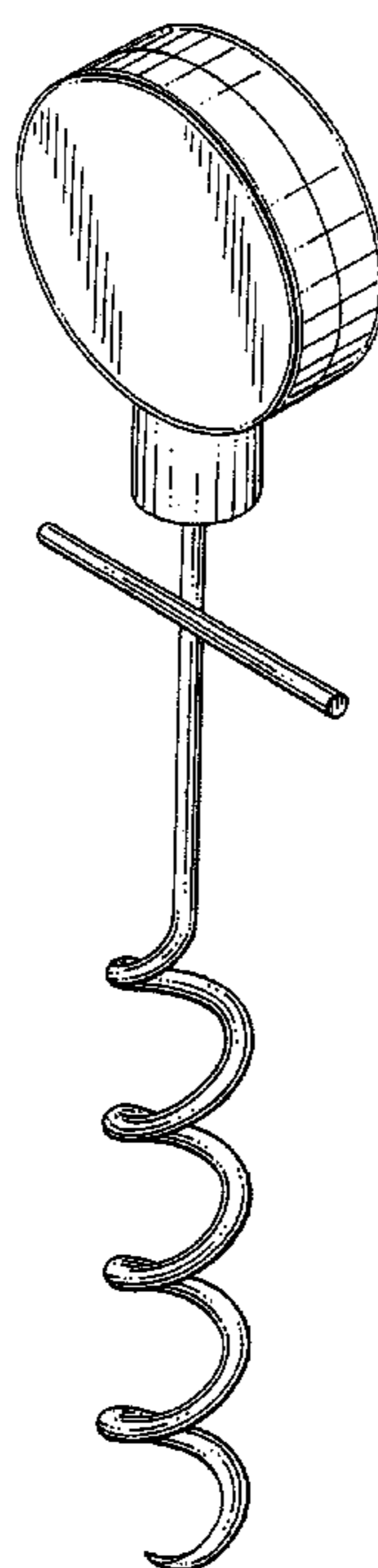
FIG. 5 is a left side elevational view of the design;

FIG. 6 is a rear elevational view of the design; and,

FIG. 7 is a bottom plan view of the design.

The portions shown in broken line are for illustrative purposes only and form no part of the claimed design.

1 Claim, 4 Drawing Sheets



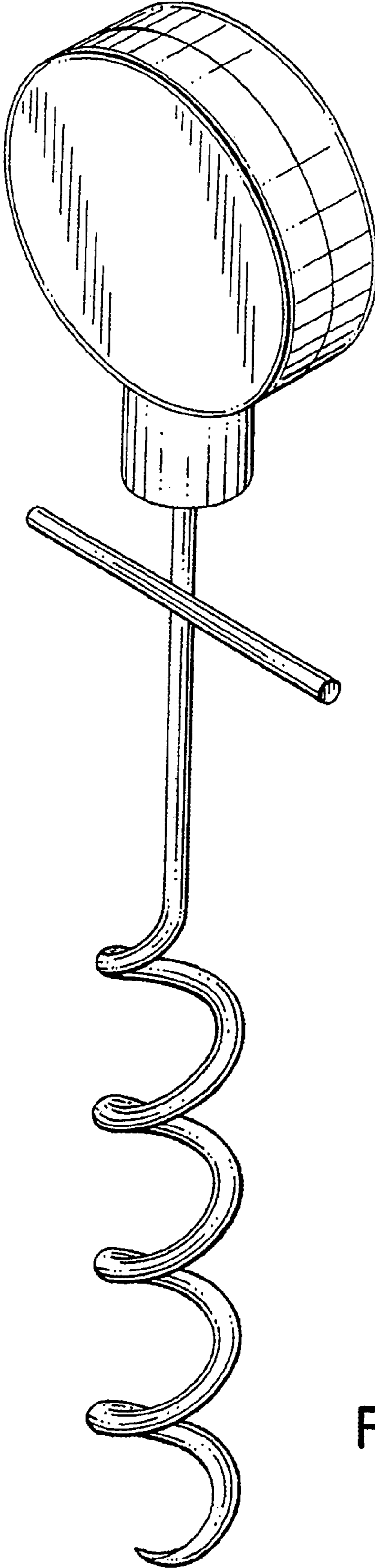


FIG. 1

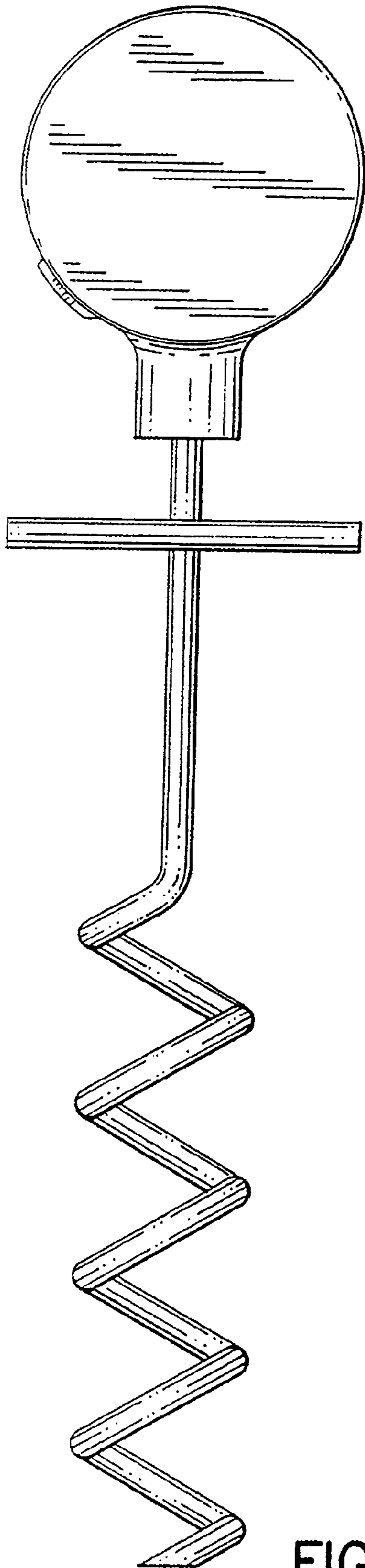


FIG. 2

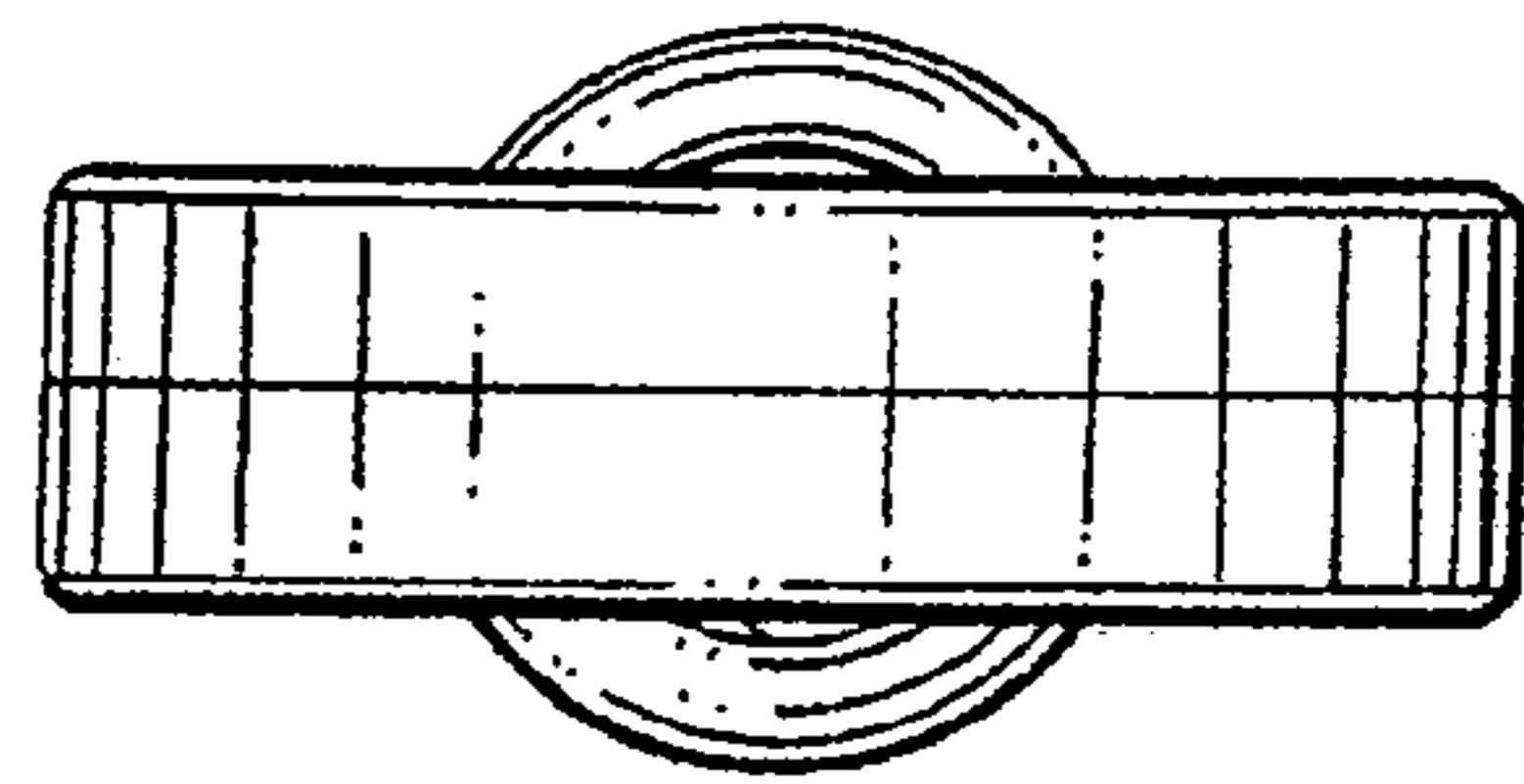


FIG. 3

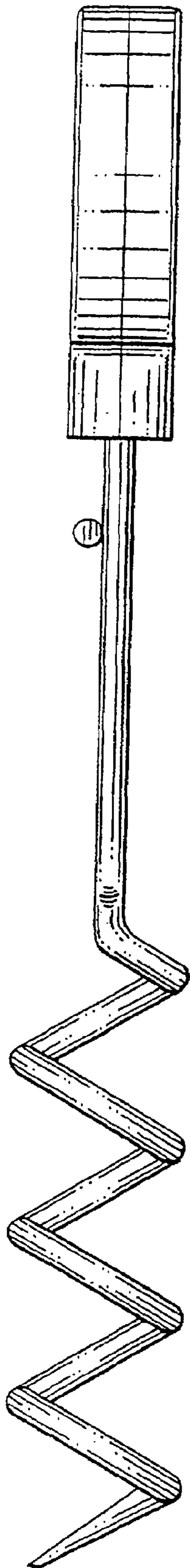


FIG. 4

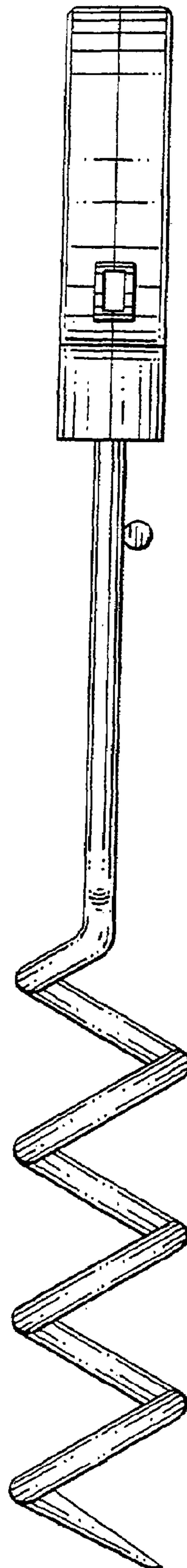


FIG. 5

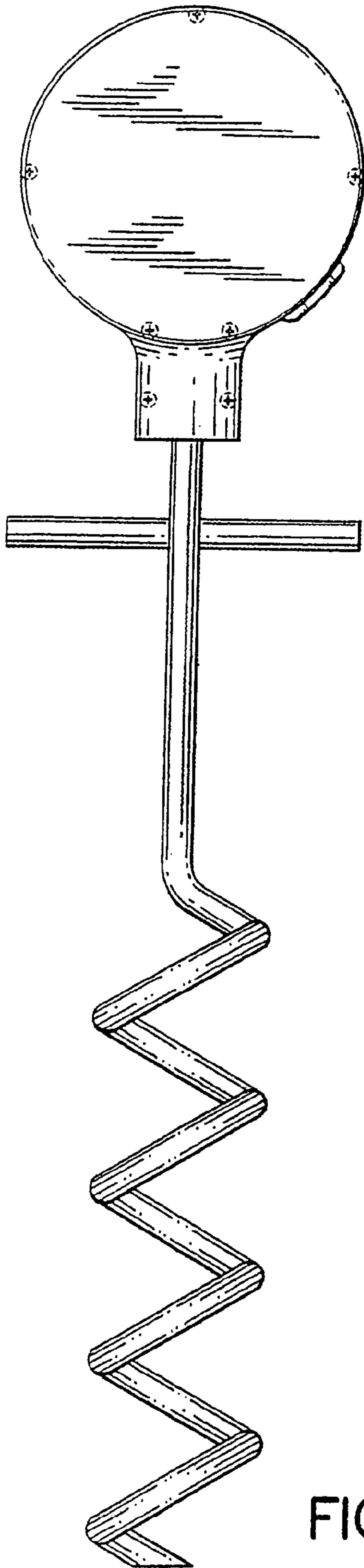


FIG. 6

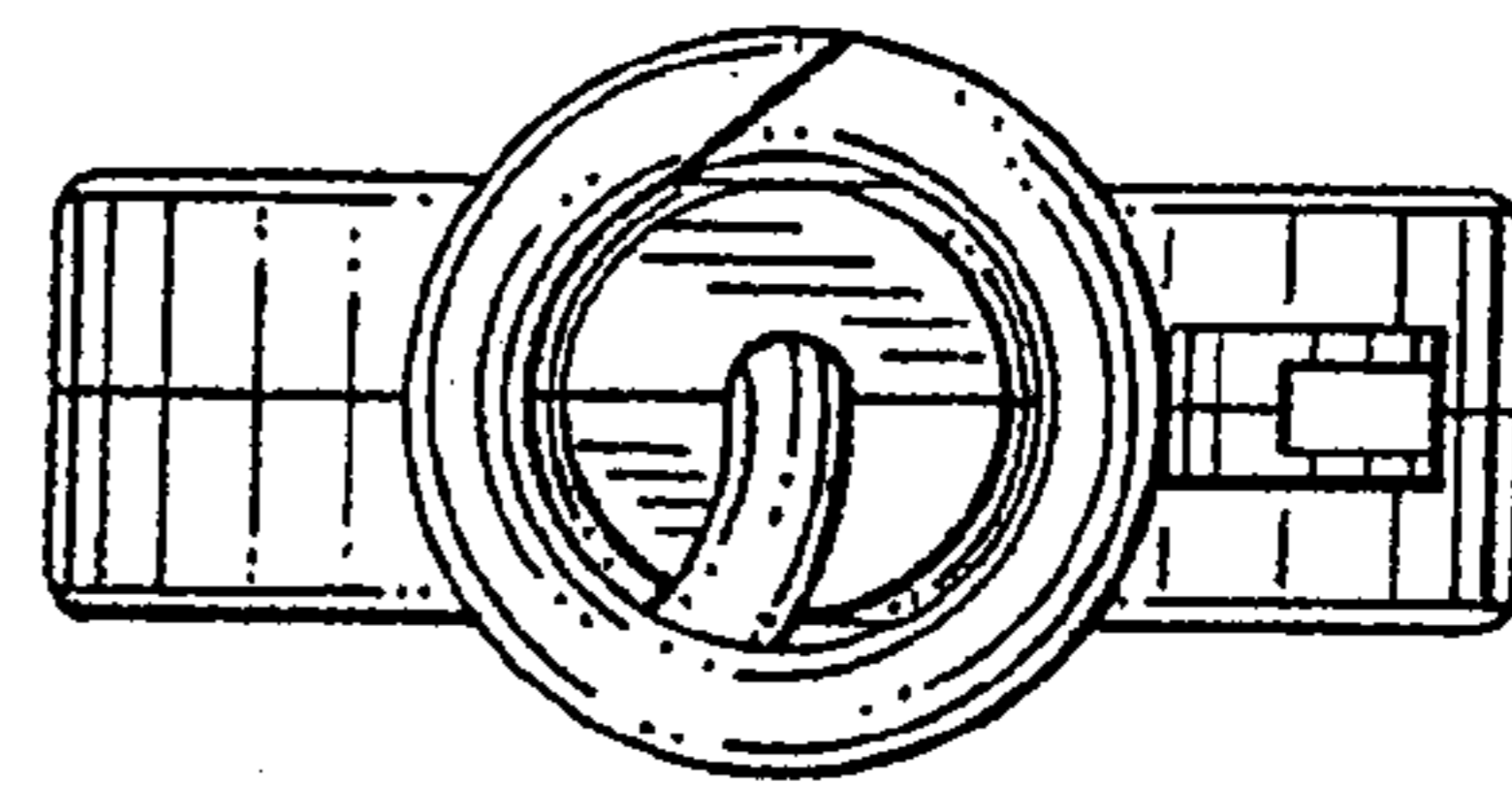


FIG. 7