



US00D554800S

(12) **United States Design Patent**
Moudgill

(10) **Patent No.:** **US D554,800 S**

(45) **Date of Patent:** **** Nov. 6, 2007**

(54) **PONYTAIL HOLDER**

(75) Inventor: **Priti Srivastava Moudgill**, White Plains, NY (US)

(73) Assignee: **Each2Each, Inc.**, White Plains, NY (US)

(**) Term: **14 Years**

(21) Appl. No.: **29/250,990**

(22) Filed: **Dec. 8, 2006**

(51) **LOC (8) Cl.** **28-03**

(52) **U.S. Cl.** **D28/40**

(58) **Field of Classification Search** D28/25,
D28/32, 33, 39, 40, 41, 42, 43; 132/101,
132/126, 128, 129, 130, 131, 144, 148, 273-284;
428/4, 5

See application file for complete search history.

(56) **References Cited**

U.S. PATENT DOCUMENTS

2,847,016	A *	8/1958	Rabinowitz	132/279
2,998,015	A *	8/1961	Gresham	132/279
3,000,384	A *	9/1961	Piers, Jr.	132/273
5,186,186	A *	2/1993	Hamilton	132/200
D362,738	S *	9/1995	Marrese et al.	D28/41
D391,674	S *	3/1998	Meehan	D28/41
D413,693	S *	9/1999	Minnelli	D28/41

D426,026	S *	5/2000	Maturaporn	D28/41
D443,954	S *	6/2001	Blum et al.	D28/41
D449,134	S *	10/2001	Maturaporn	D28/41
2004/0055615	A1 *	3/2004	Kelsey	132/275

* cited by examiner

Primary Examiner—Janice E. Seeger

Assistant Examiner—Zenia I. Bennett

(74) *Attorney, Agent, or Firm*—Notaro & Michalos PC

(57) **CLAIM**

The ornamental design for a ponytail holder, as shown and described.

DESCRIPTION

FIG. 1 is a perspective view of a ponytail holder showing my new design. The head, hair and surface appliqué on the rectangular area of the ponytail holder are shown in broken lines and do not form part of the claim.

FIG. 2 is a front elevational view thereof;

FIG. 3 is a rear elevational view thereof;

FIG. 4 is a top plan view thereof;

FIG. 5 is a left side elevational view thereof;

FIG. 6 is a bottom plan view thereof; and,

FIG. 7 is a right side elevational view thereof.

1 Claim, 3 Drawing Sheets





FIG. 1

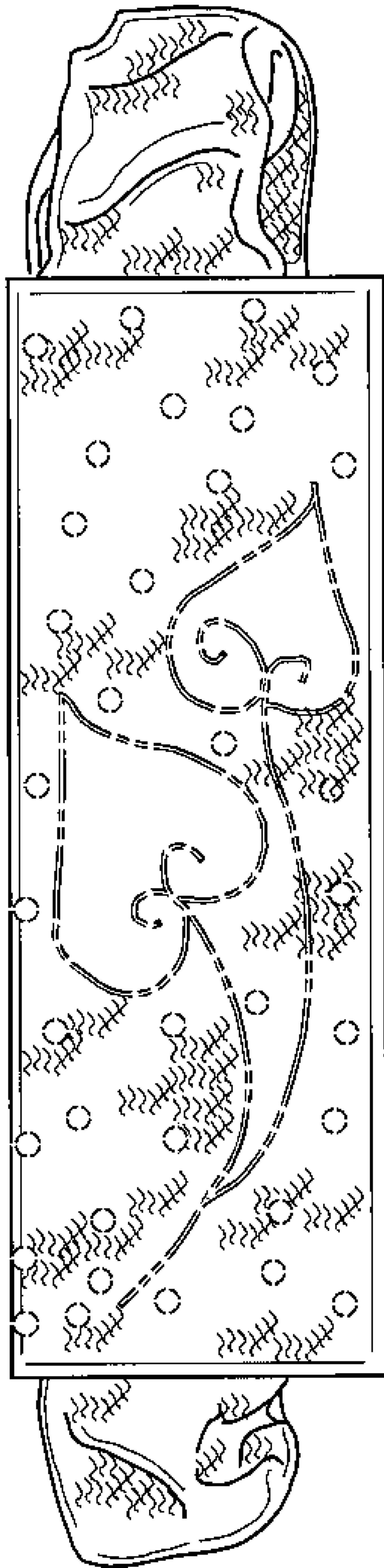


FIG. 2

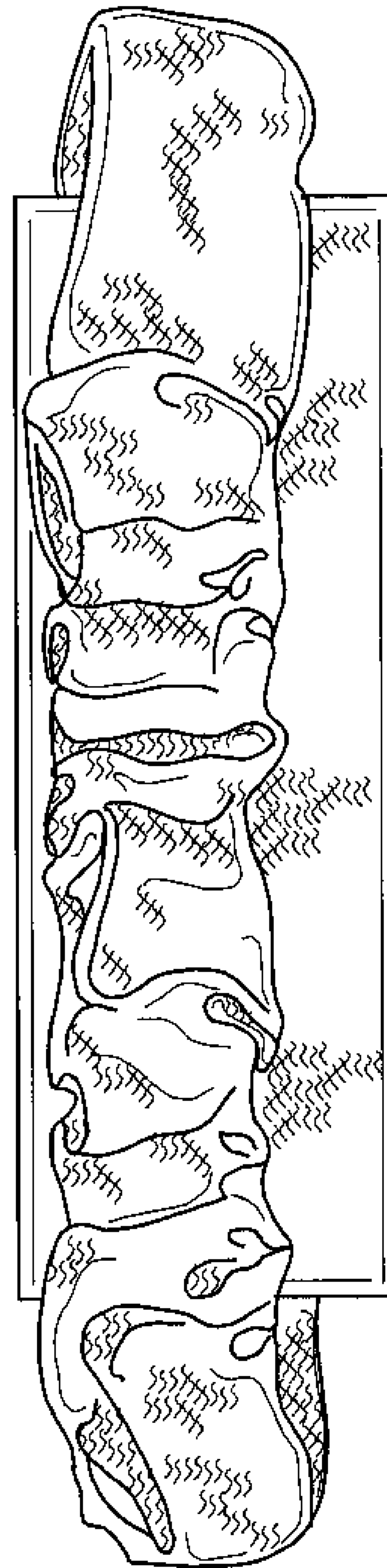


FIG. 3

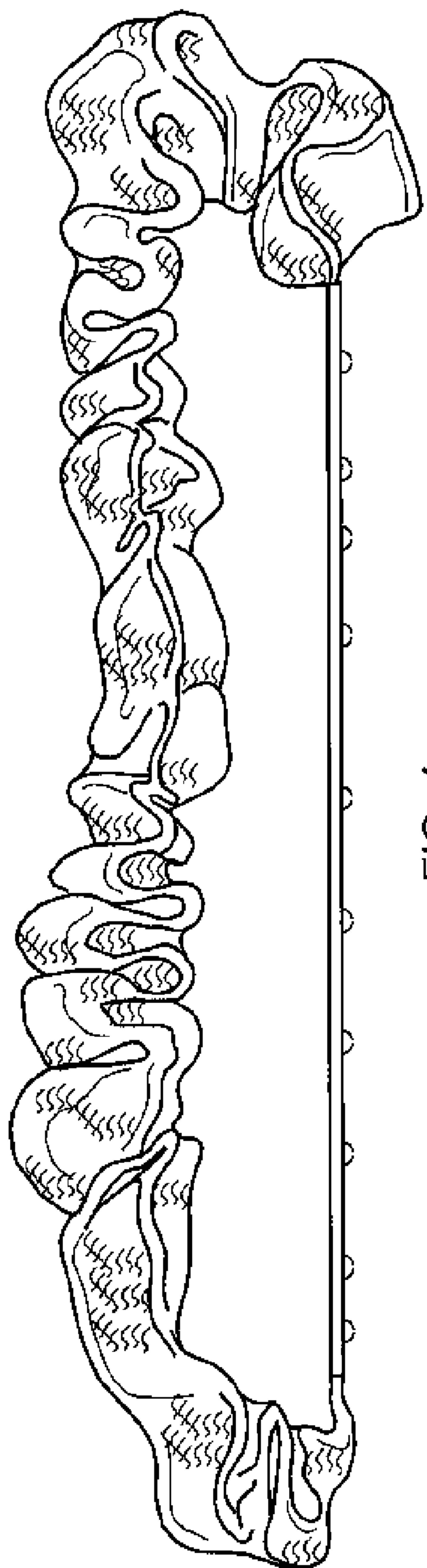


FIG. 4

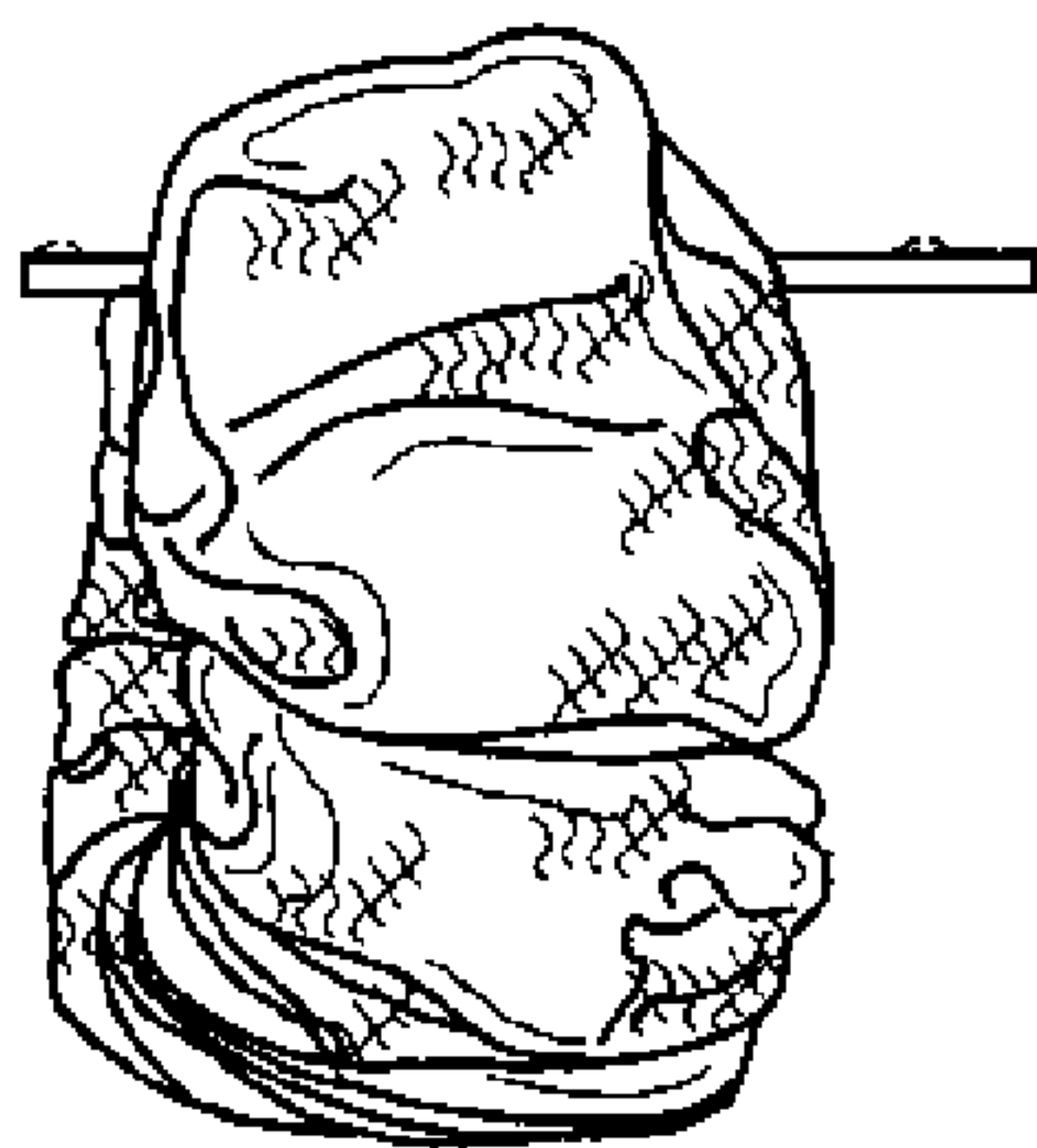


FIG. 5

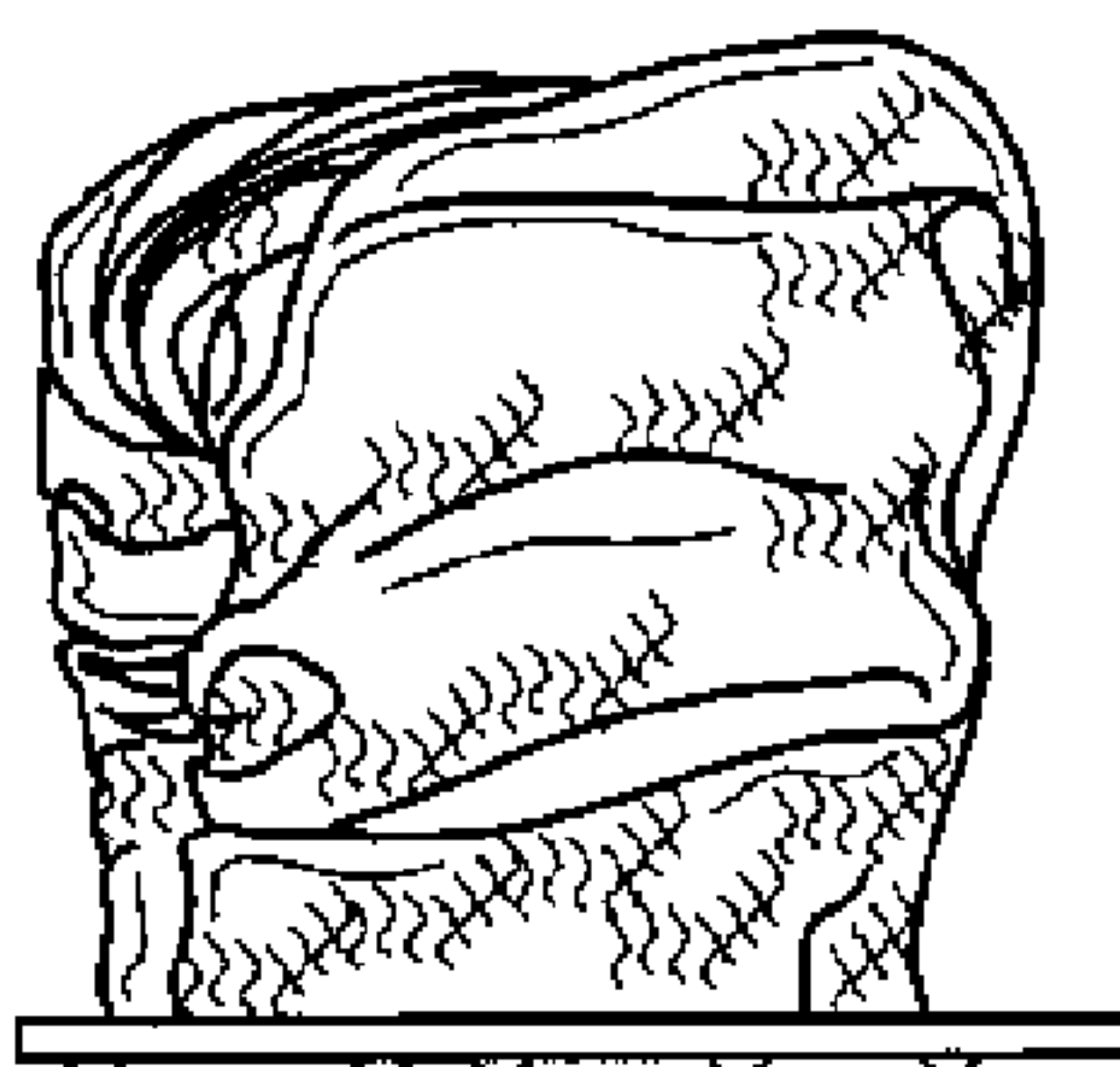


FIG. 7

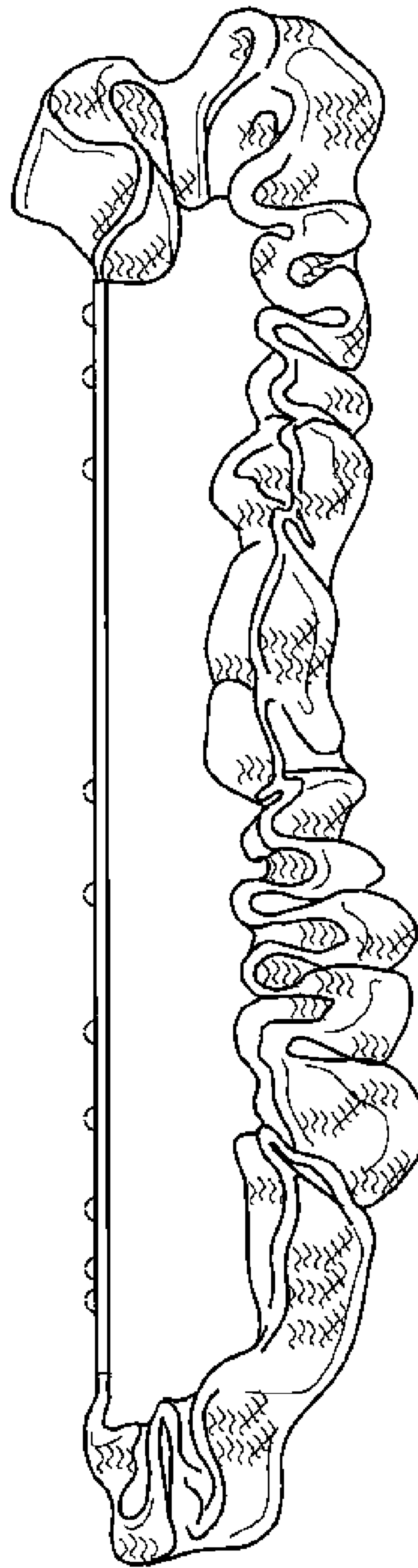


FIG. 6