



US00D554799S

(12) **United States Design Patent** (10) **Patent No.:** **US D554,799 S**
Sheppard et al. (45) **Date of Patent:** **** Nov. 6, 2007**

(54) **HAIR TREATMENT APPLICATOR DEVICE**

D403,164 S * 12/1998 Daughtry D4/114
5,845,651 A * 12/1998 de Nervo 132/114
D428,525 S * 7/2000 Gazzo D28/7

(75) Inventors: **John Edward Sheppard**, Wokingham (GB); **William John Davis**, Bath (GB); **John David Lamb**, Pewsey (GB)

* cited by examiner

(73) Assignee: **The Procter & Gamble Company**, Cincinnati, OH (US)

Primary Examiner—Janice E. Seeger

Assistant Examiner—Zenia Bennett

(74) *Attorney, Agent, or Firm*—Melissa Krasovec; Marianne Dressman; Tara M. Rosnell

(**) Term: **14 Years**

(21) Appl. No.: **29/269,344**

(57) **CLAIM**

(22) Filed: **Nov. 28, 2006**

The ornamental design for a hair treatment applicator device, as shown and described.

Related U.S. Application Data

DESCRIPTION

(62) Division of application No. 29/237,470, filed on Aug. 31, 2005.

FIG. 1 is a perspective view of hair treatment applicator device, embodying our new design;

(51) **LOC (8) Cl.** **28-03**

FIG. 2 is a front view of the hair treatment applicator device of FIG. 1;

(52) **U.S. Cl.** **D28/7**

FIG. 3 is a back view of the hair treatment applicator device of FIG. 1;

(58) **Field of Classification Search** D9/529–530, D9/537, 540, 542, 549, 556, 558, 682, 690–692, D9/686; 132/200–201, 216, 150, 53, 320, 132/208, 219, 112, 126; D28/99, 7, 20–22, D28/30–31

FIG. 4 is a first side view of the hair treatment applicator device of FIG. 1;

See application file for complete search history.

FIG. 5 is a second side view of the hair treatment applicator device of FIG. 1;

(56) **References Cited**

FIG. 6 is a top view the hair treatment applicator device of FIG. 1; and,


U.S. PATENT DOCUMENTS

FIG. 7 is a bottom view of the hair treatment applicator device of FIG. 1.

- D184,445 S * 2/1959 Lerner D9/436
- 3,477,447 A * 11/1969 Eldredge 132/212
- D330,442 S * 10/1992 Fukazawa D28/7
- D333,882 S * 3/1993 Yazaki D28/7
- D375,588 S * 11/1996 Bzoch D30/158
- D401,380 S * 11/1998 Steen et al. D28/7

The broken lines shown in the drawings are for illustrative purposes only and form no part of the claimed design.

1 Claim, 4 Drawing Sheets






Fig. 1

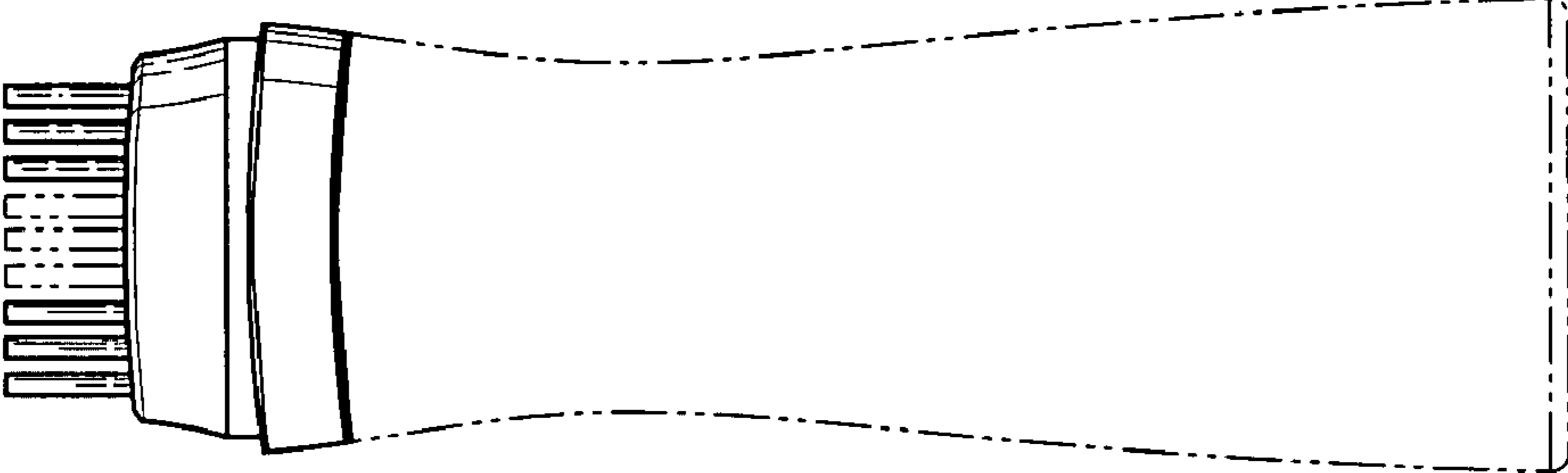


Fig. 3

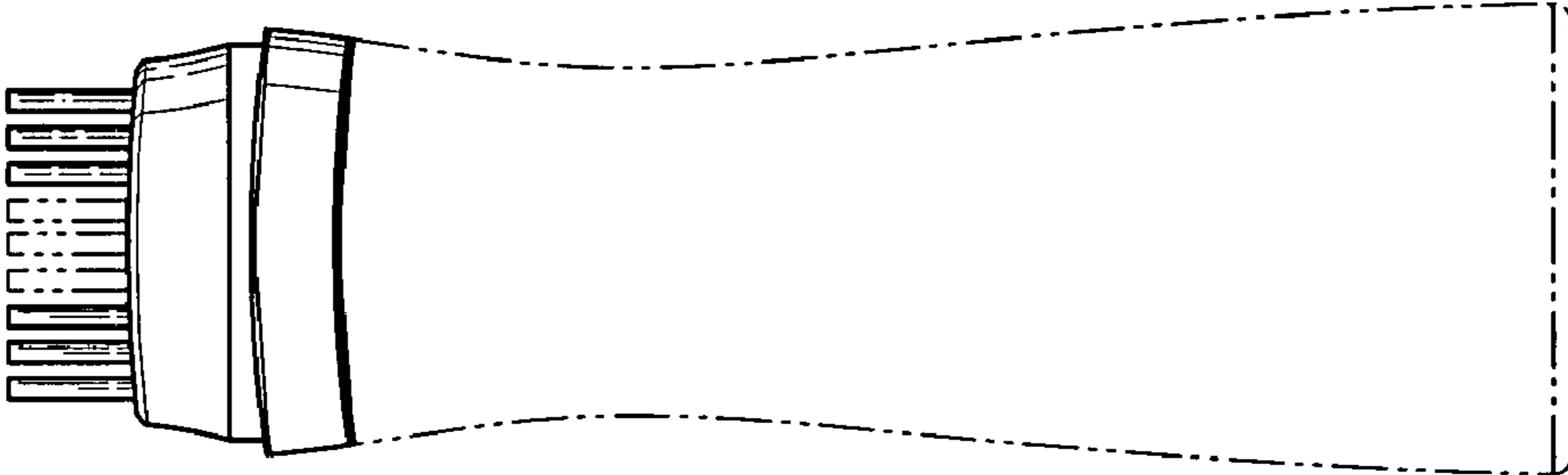


Fig. 2



Fig. 5



Fig. 4

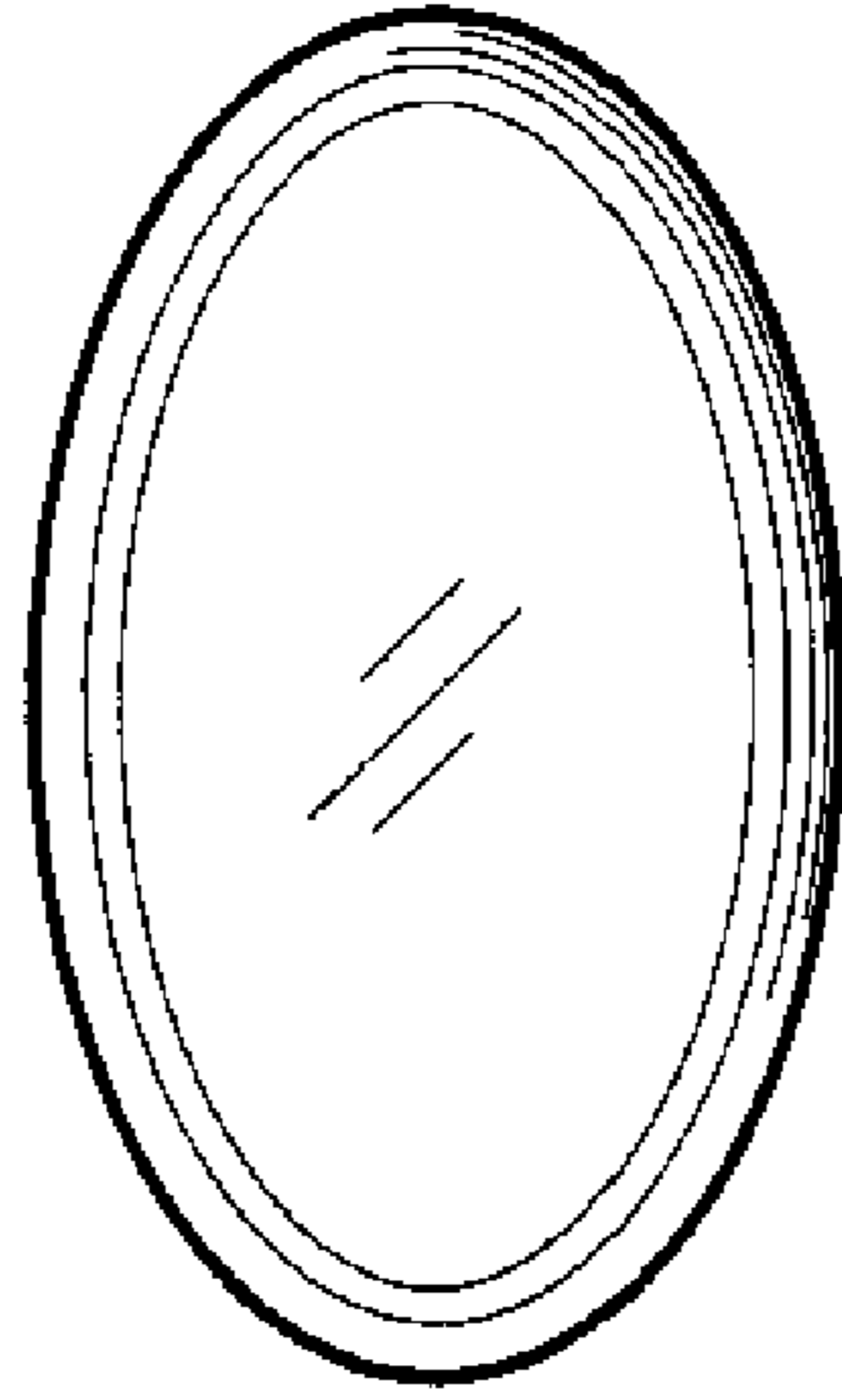


Fig. 6

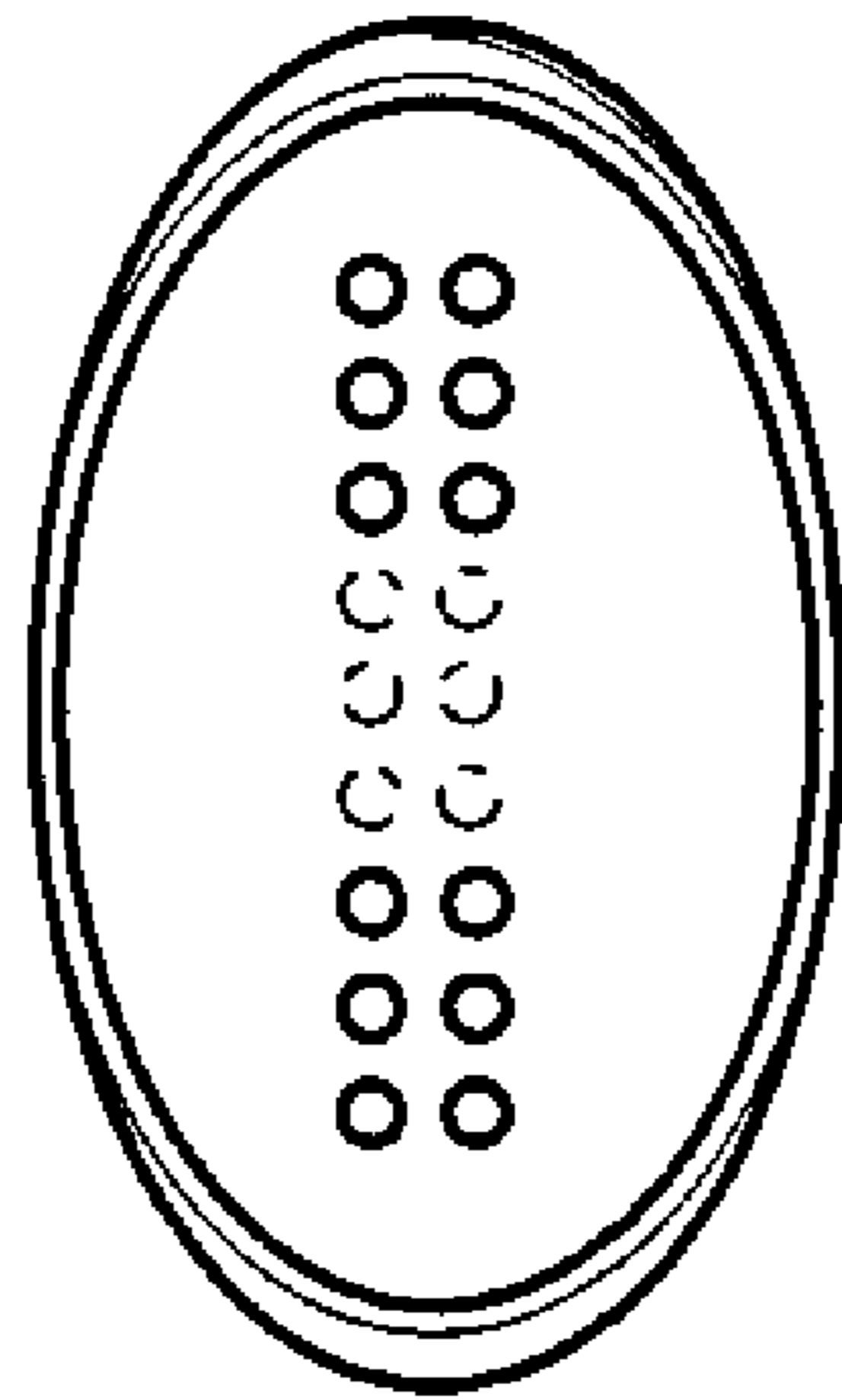


Fig. 7