



US00D554792S

(12) **United States Design Patent**
Sanoner

(10) **Patent No.:** **US D554,792 S**

(45) **Date of Patent:** **** Nov. 6, 2007**

(54) **SOLAR LIGHT**

(75) Inventor: **Hughes Marie Sanoner**, Hong Kong SAR (HK)

(73) Assignee: **Solar Wide Industrial Limited**, Tsuen Wan, New Territories, Hong Kong (CN)

(**) Term: **14 Years**

(21) Appl. No.: **29/272,900**

(22) Filed: **Feb. 20, 2007**

(30) **Foreign Application Priority Data**

Sep. 1, 2006 (EM) 000583000-0012

(51) **LOC (8) Cl.** **26-05**

(52) **U.S. Cl.** **D26/68**

(58) **Field of Classification Search** D26/63,
D26/67-71; 362/183, 145, 152, 153, 153.1,
362/266, 267, 269, 275, 287, 415, 431
See application file for complete search history.

(56) **References Cited**

U.S. PATENT DOCUMENTS

D198,639 S * 7/1964 Atkin et al. D26/67
D201,515 S * 6/1965 Pettengill D26/67
3,721,516 A * 3/1973 Reese 362/431
D227,925 S * 7/1973 Husby et al. D26/67

D284,311 S * 6/1986 Patel D26/67
D329,099 S * 9/1992 Hall et al. D26/67
D338,080 S * 8/1993 Elazari D26/68
D507,070 S * 7/2005 Sanoner D26/68
D517,717 S * 3/2006 Sanoner D26/68
D517,720 S * 3/2006 Sanoner D26/68
D541,967 S * 5/2007 Rahir D26/67

* cited by examiner

Primary Examiner—Clare E Heflin

(74) *Attorney, Agent, or Firm*—Alix, Yale & Ristas, LLP

(57) **CLAIM**

The ornamental design for a solar light, as shown and described.

DESCRIPTION

FIG. 1 is a front, left side and top perspective view of a solar light showing my new design;

FIG. 2 is a front elevational view thereof;

FIG. 3 is a rear elevational view thereof;

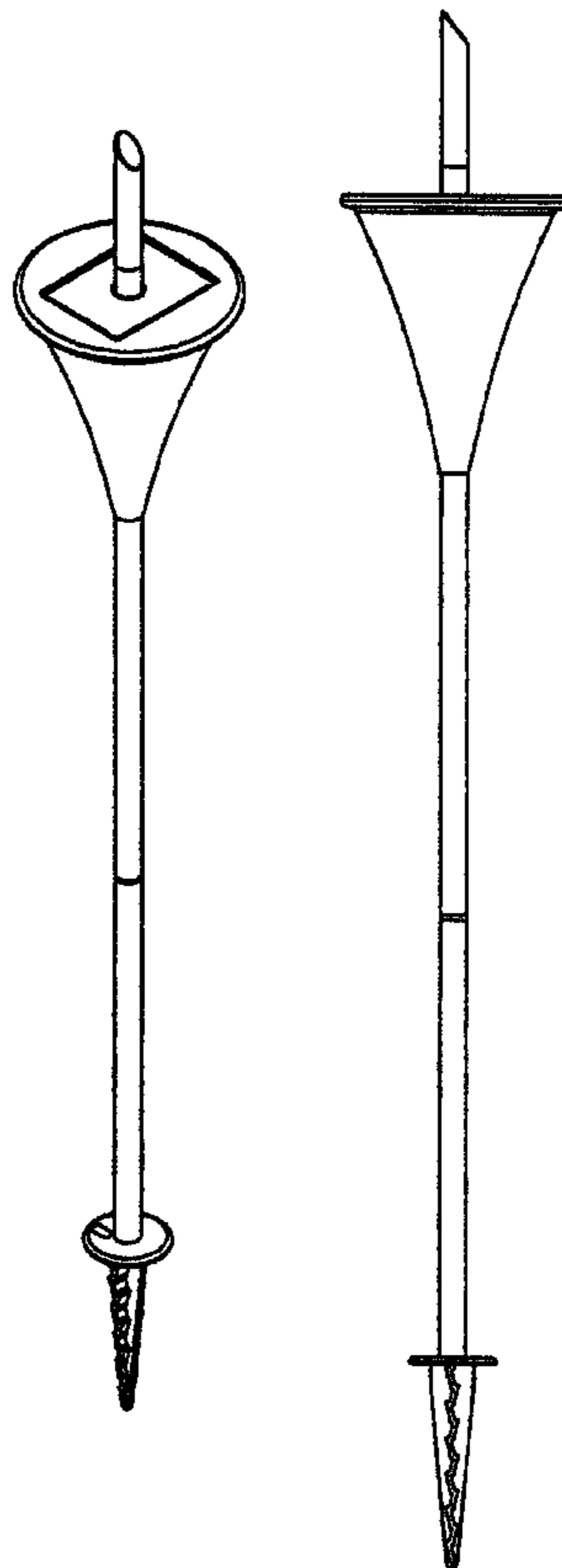
FIG. 4 is a left side elevational view thereof;

FIG. 5 is a right side elevational view thereof;

FIG. 6 is a top end view thereof; and,

FIG. 7 is a bottom end view thereof.

1 Claim, 3 Drawing Sheets



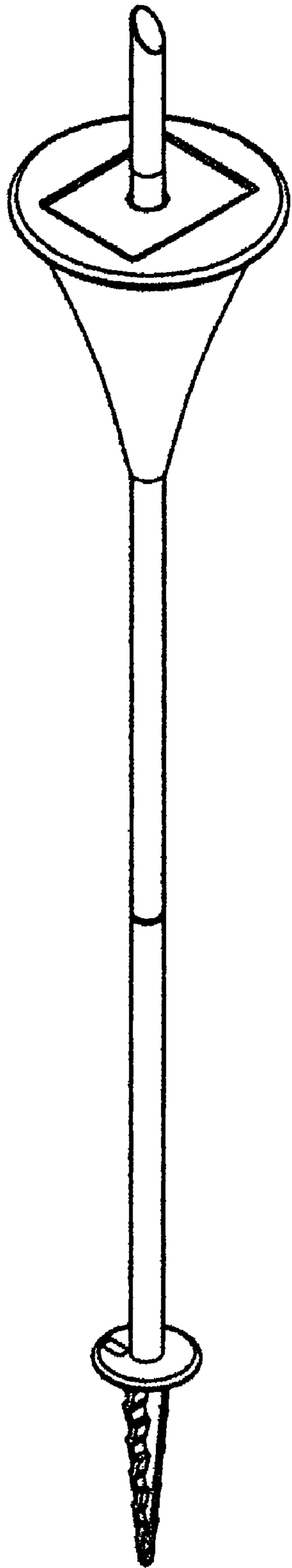


FIG. 1

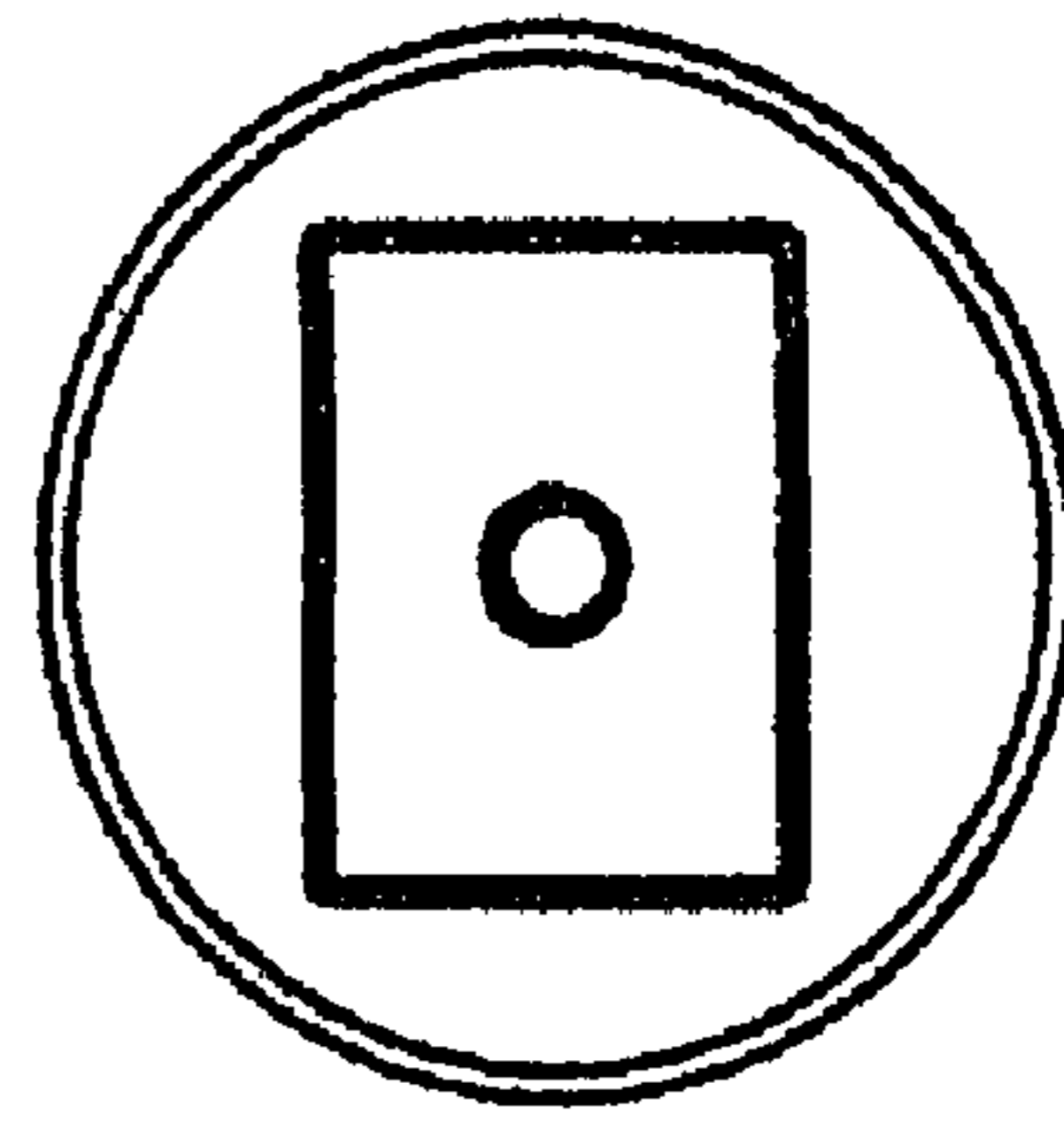


FIG. 6

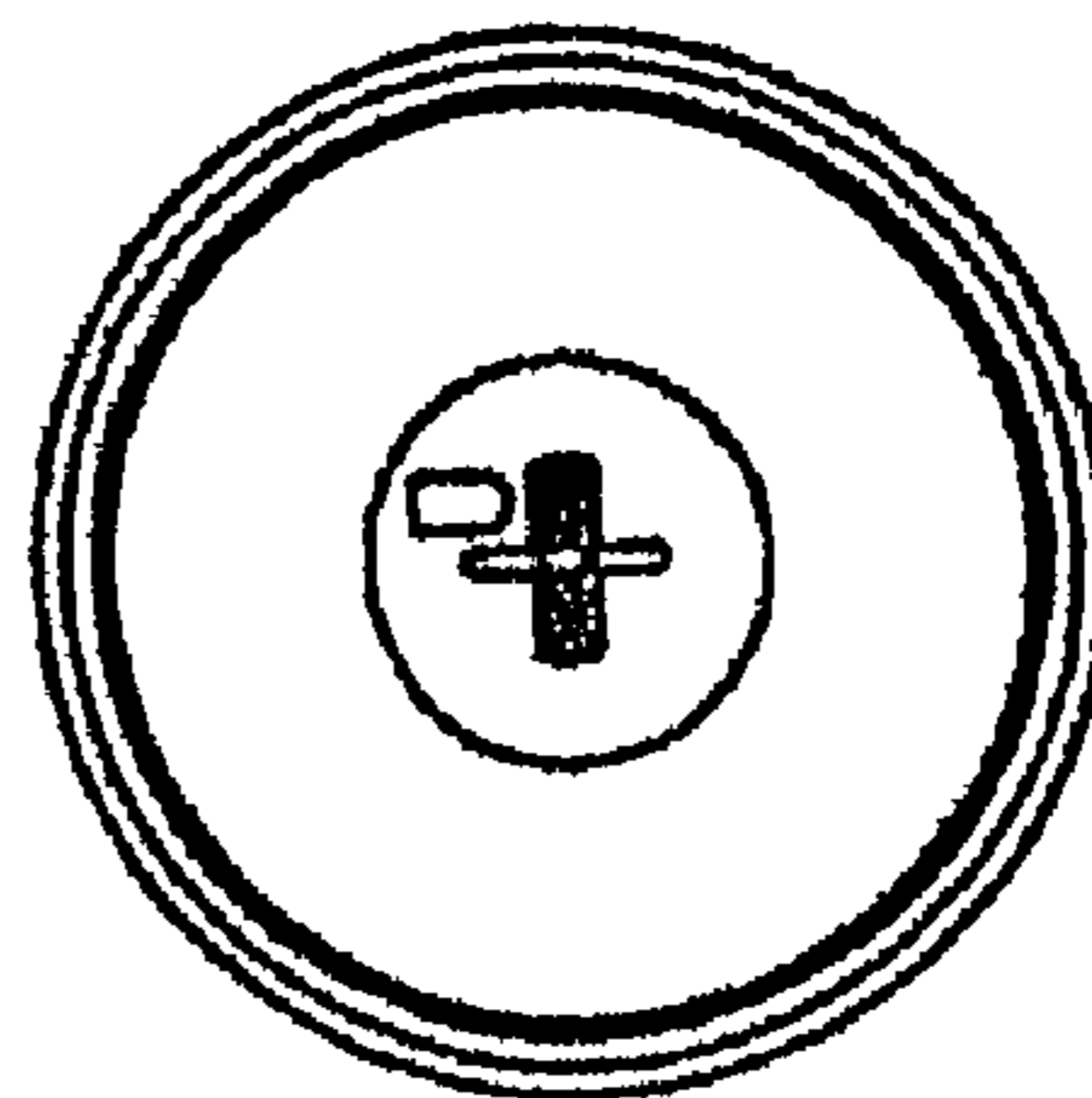


FIG. 7

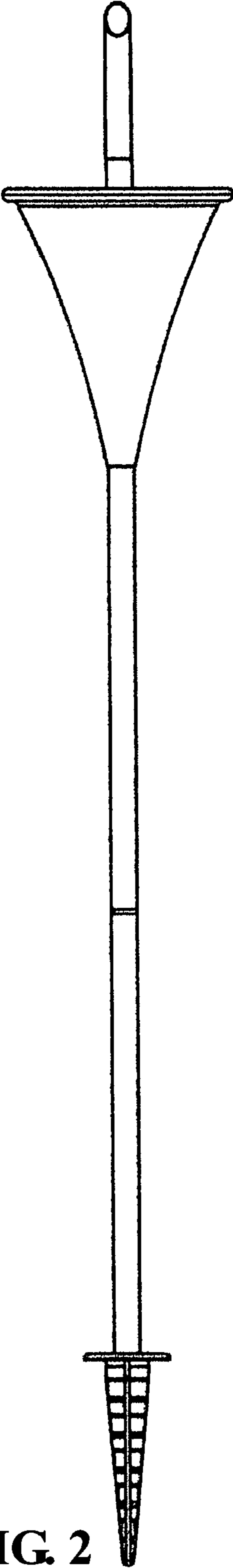


FIG. 2

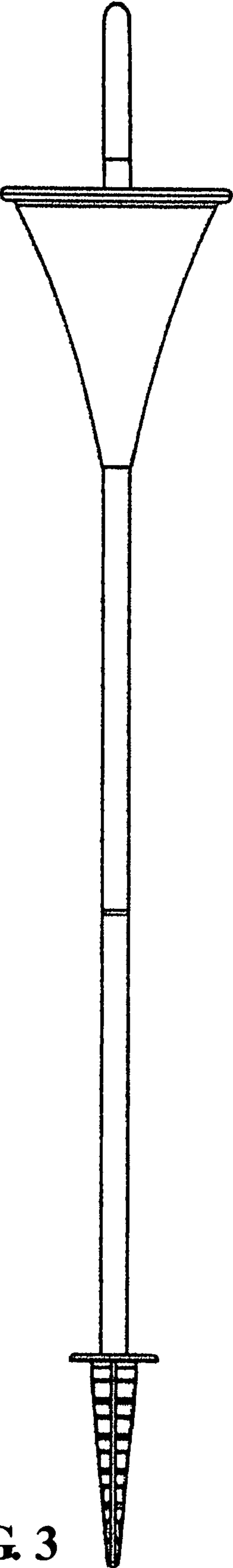


FIG. 3

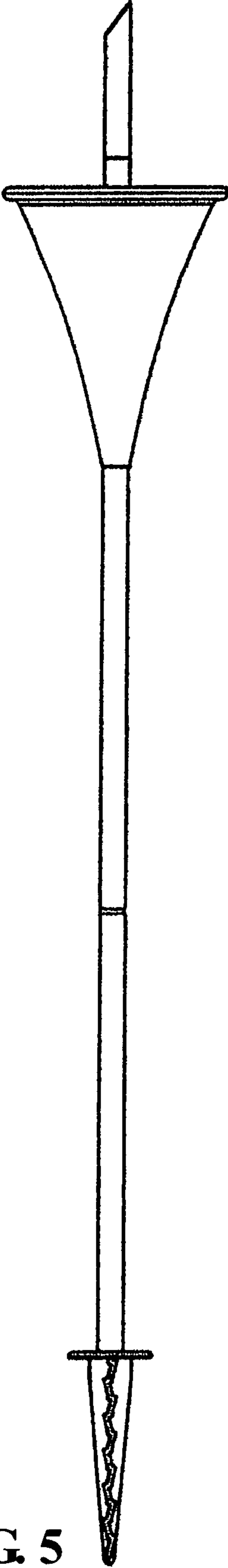


FIG. 5

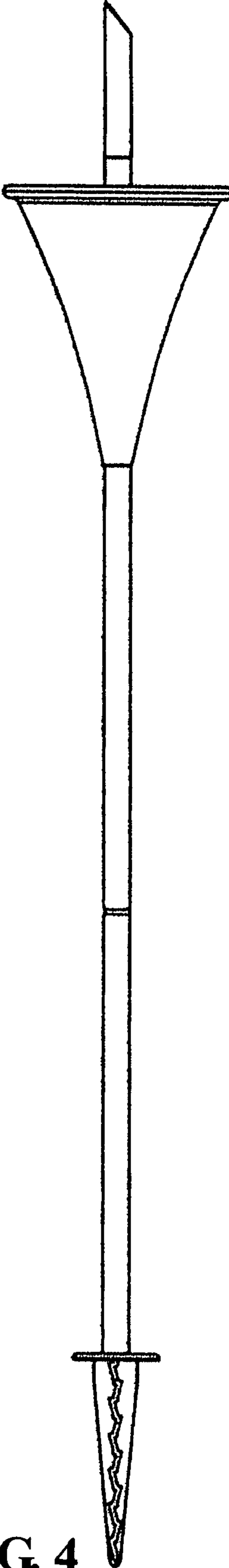


FIG. 4