



US00D554781S

(12) **United States Design Patent** (10) **Patent No.:** **US D554,781 S**
Shiu (45) **Date of Patent:** **** Nov. 6, 2007**

(54) **FLASHLIGHT**

(75) Inventor: **Stephanie Wai Man Shiu**, Kowloon (HK)

(73) Assignee: **Gold Coral International Limited**, San Po Kang, Kowloon (HK)

(**) Term: **14 Years**

(21) Appl. No.: **29/249,719**

(22) Filed: **Oct. 18, 2006**

(30) **Foreign Application Priority Data**

Apr. 27, 2006 (HK) 0601098

(51) **LOC (8) Cl.** **26-02**

(52) **U.S. Cl.** **D26/37**

(58) **Field of Classification Search** D26/37, D26/38, 44, 46, 48, 51, 52, 56, 61, 63; 362/601-606, 362/612, 157, 158, 162, 183, 184, 190, 191, 362/196, 200, 201, 208

See application file for complete search history.

(56) **References Cited**

U.S. PATENT DOCUMENTS

- D284,707 S * 7/1986 Tanaka D26/37
- D311,067 S * 10/1990 Chabria D26/46
- D311,780 S * 10/1990 Urquhart D26/46

- D360,481 S * 7/1995 Hung D26/46
- D439,688 S * 3/2001 Suzuki D26/37
- D453,580 S * 2/2002 Lynch et al. D26/46
- D475,149 S * 5/2003 Chun D26/37
- D518,584 S * 4/2006 Chan D26/37

* cited by examiner

Primary Examiner—Ian Simmons

Assistant Examiner—Carissa C Fitts

(74) *Attorney, Agent, or Firm*—Joseph G. Swan, PC

(57) **CLAIM**

The ornamental design for a flashlight, as shown and described.

DESCRIPTION

FIG. 1 is a top plan view of a flashlight according to the present invention.

FIG. 2 is a front elevational view of the flashlight.

FIG. 3 is a right side elevational view of the flashlight.

FIG. 4 is a bottom plan view of the flashlight.

FIG. 5 is a left side elevational view of the flashlight; and,

FIG. 6 is a rear elevational view of the flashlight.

The portions shown in broken lines are solely for the purpose of illustrating context and form no part of the claimed design.

1 Claim, 2 Drawing Sheets

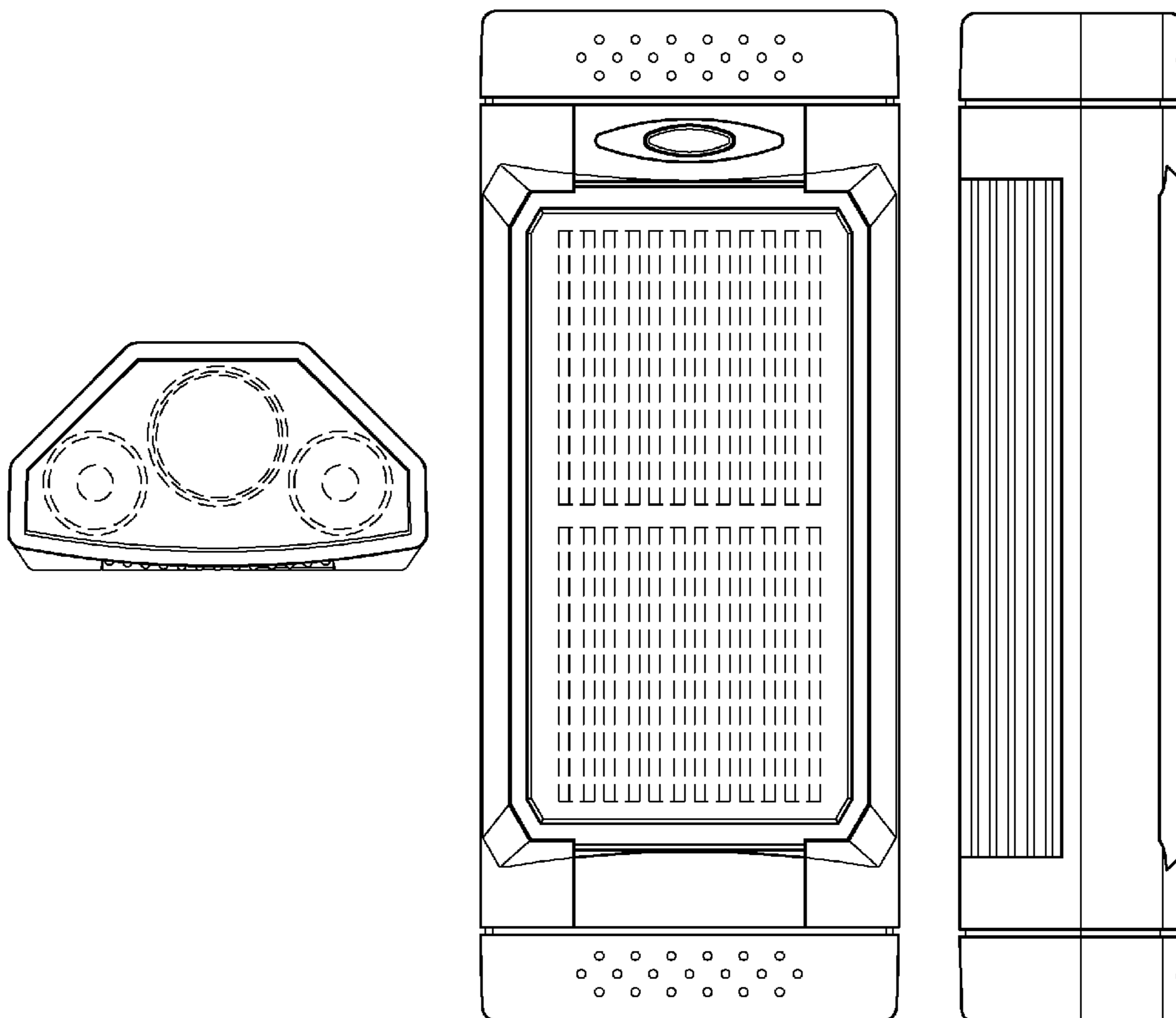


FIG. 1

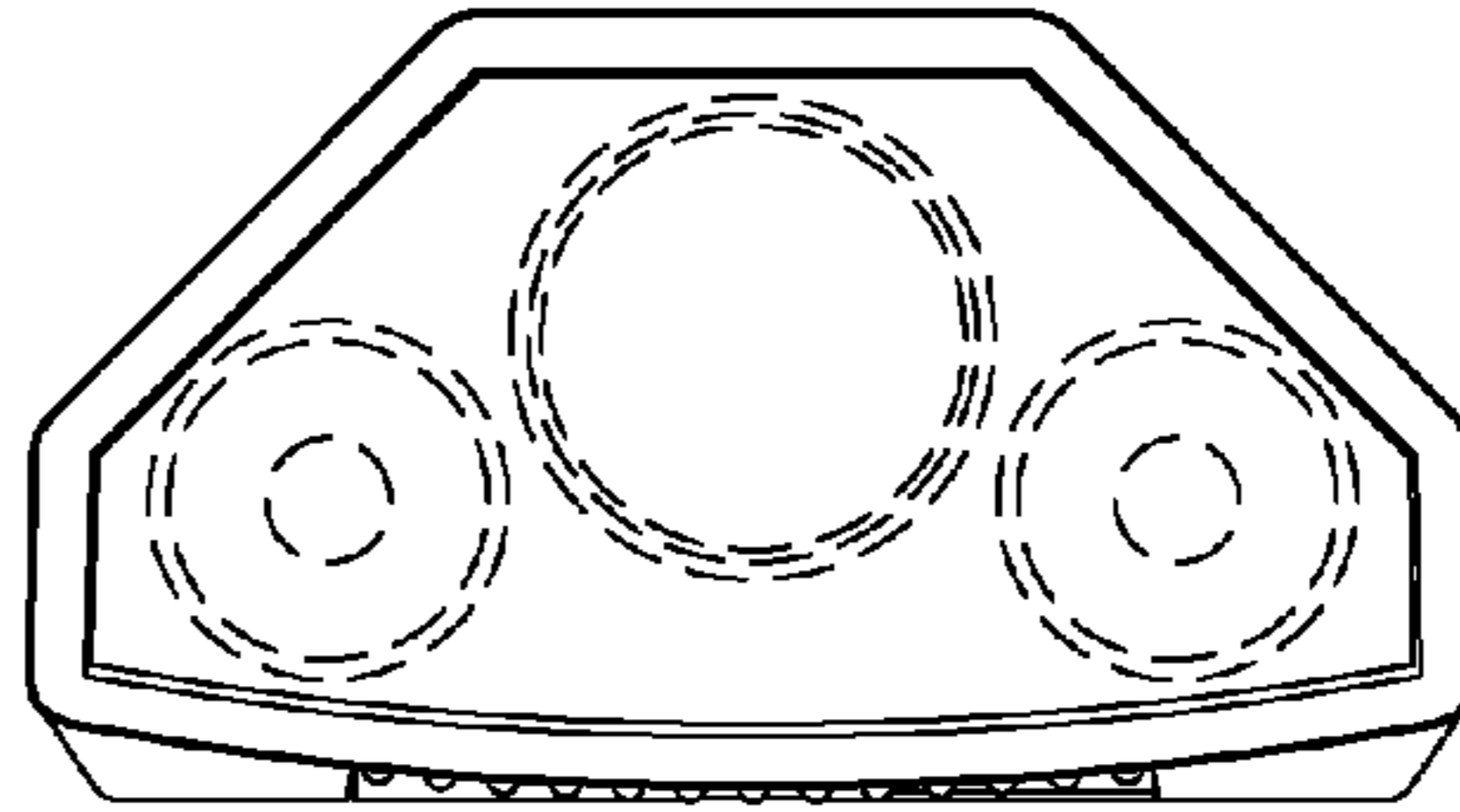


FIG. 2



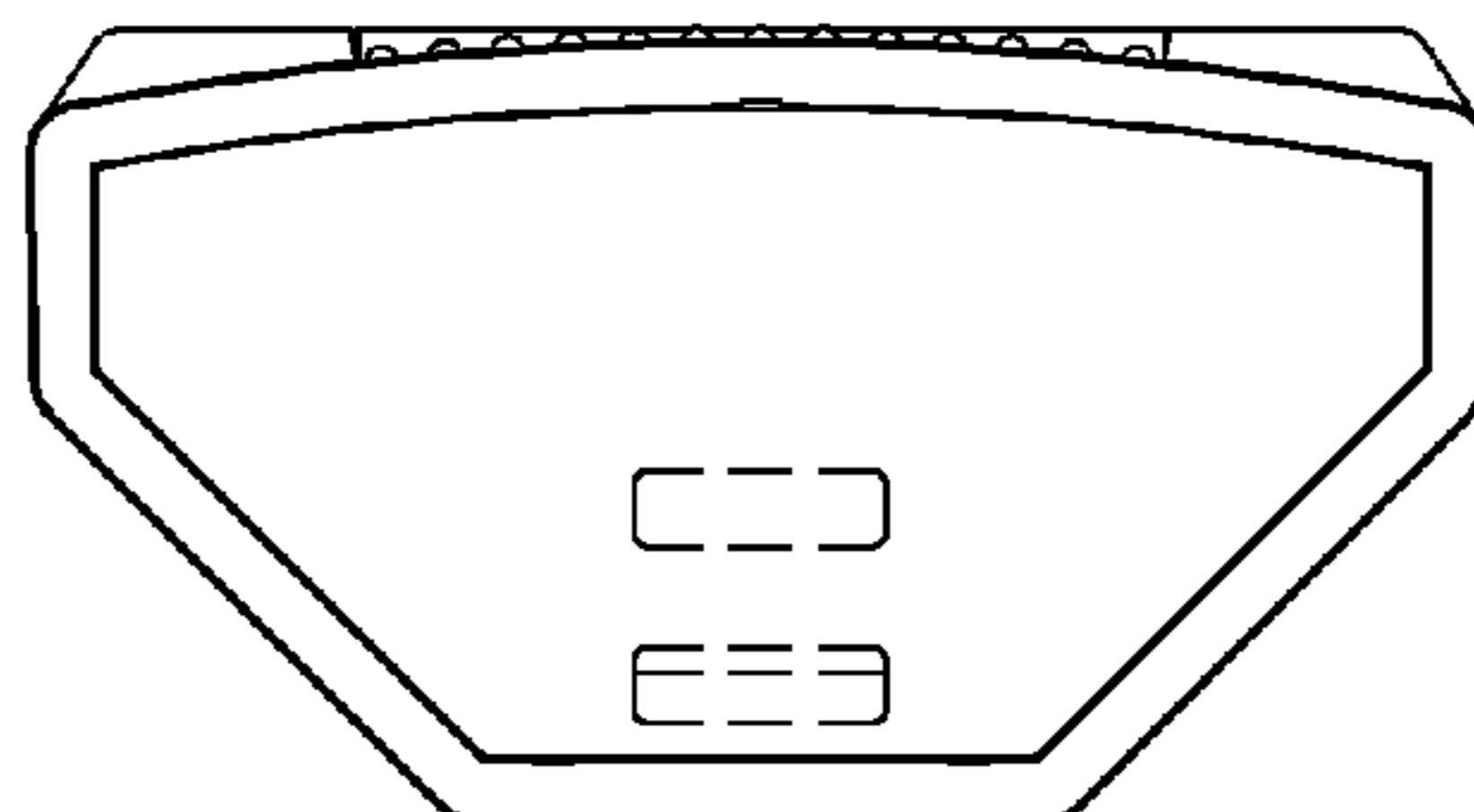


FIG. 3

FIG. 4






FIG. 5




FIG. 6