



US00D554780S

(12) **United States Design Patent**  
**Sinkwitz**

(10) **Patent No.:** **US D554,780 S**  
(45) **Date of Patent:** **\*\* Nov. 6, 2007**

(54) **SURFACE CONFIGURATION OF A HEADLIGHT FOR A VEHICLE**

(74) *Attorney, Agent, or Firm*—Crowell & Moring LLP

(75) Inventor: **Hartmut Sinkwitz**, Heimsheim (DE)

(57) **CLAIM**

(73) Assignee: **smart GmbH**, Boeblingen (DE)

The ornamental design for a surface configuration of a headlight for a vehicle, as shown and described.

(\*\*) Term: **14 Years**

**DESCRIPTION**

(21) Appl. No.: **29/272,302**

(22) Filed: **Feb. 6, 2007**

**Related U.S. Application Data**

(63) Continuation-in-part of application No. 29/267,011, filed on Oct. 4, 2006, now Pat. No. Des. 546,486.

This application is related to the following co-pending applications, of the inventor:

(51) **LOC (8) Cl.** ..... **26-06**

application Ser. No. 29/267,009, entitled “Surface Configuration of a Vehicle, Toy, and/or Other Replicas”; and

(52) **U.S. Cl.** ..... **D26/28**

application Ser. No. 29/267,010, entitled “Surface Configuration of a Headlight for a Vehicle”; and

(58) **Field of Classification Search** ..... D26/28–36;  
362/459–468, 475–478, 485–487

application Ser. No. 29/272,301, entitled “Surface Configuration of a Headlight for a Vehicle”.

See application file for complete search history.

FIG. 1 is a perspective view of a right side of a surface configuration of a headlight for a vehicle according to my novel design;

(56) **References Cited**

FIG. 2 is a front view thereof; and

**U.S. PATENT DOCUMENTS**

FIG. 3 is a side view thereof.

D388,897 S	1/1998	Tomforde et al.	
D389,783 S	1/1998	Tomforde et al.	
D508,746 S	8/2005	Lai	
D515,716 S	2/2006	Ikeda et al.	
D516,233 S	2/2006	Ikeda et al.	
D536,113 S *	1/2007	Pfeiffer	D26/28
D537,180 S *	2/2007	Hsu	D26/28

FIG. 4 is a perspective view of a left side of the surface configuration of a headlight for a vehicle according to my novel design;

FIG. 5 is a front view thereof; and,

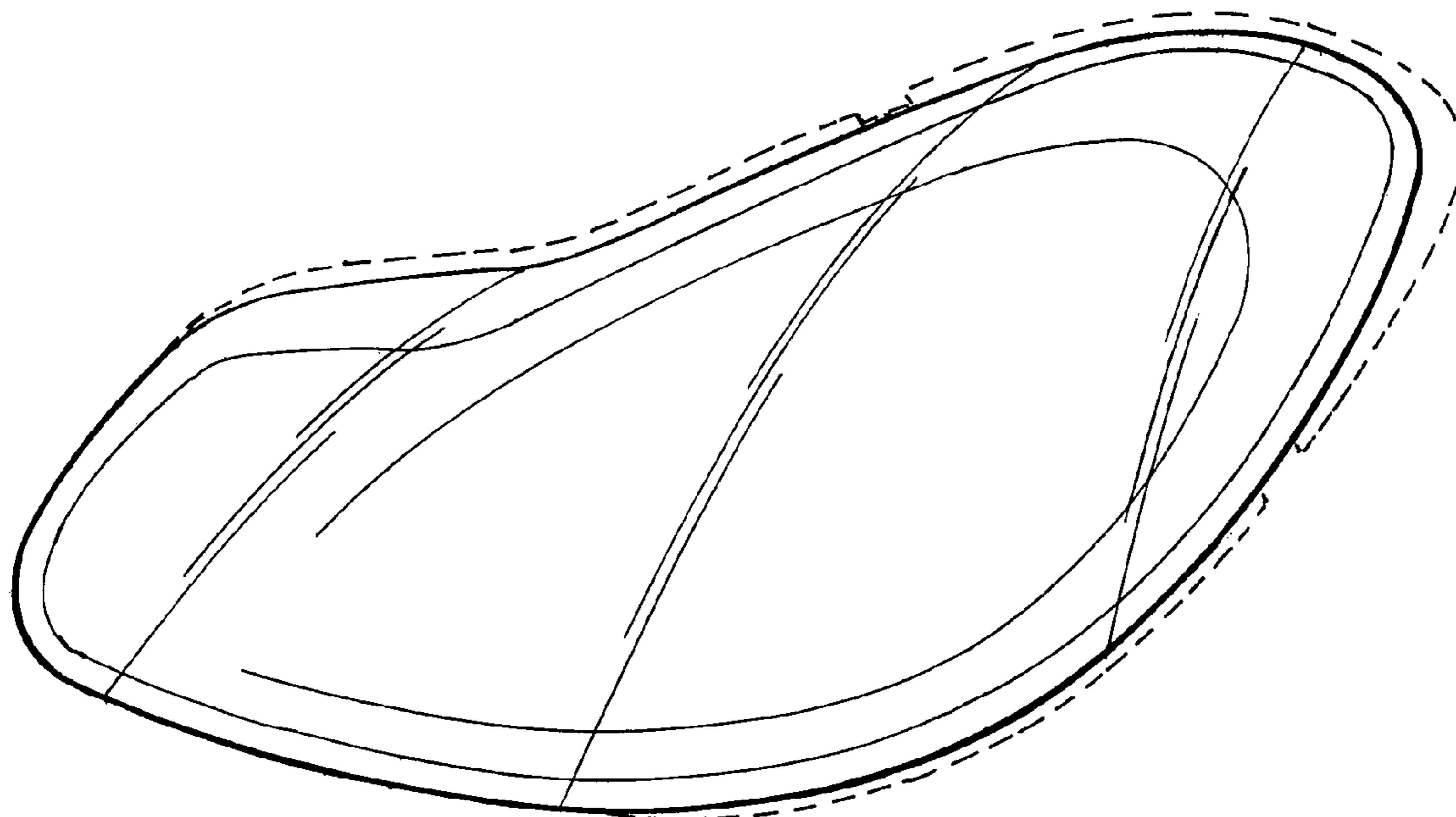
FIG. 6 is a side view thereof.

\* cited by examiner

The broken lines are for illustrative purposes only and form no part of the claimed design.

*Primary Examiner*—Marcus A. Jackson

**1 Claim, 4 Drawing Sheets**



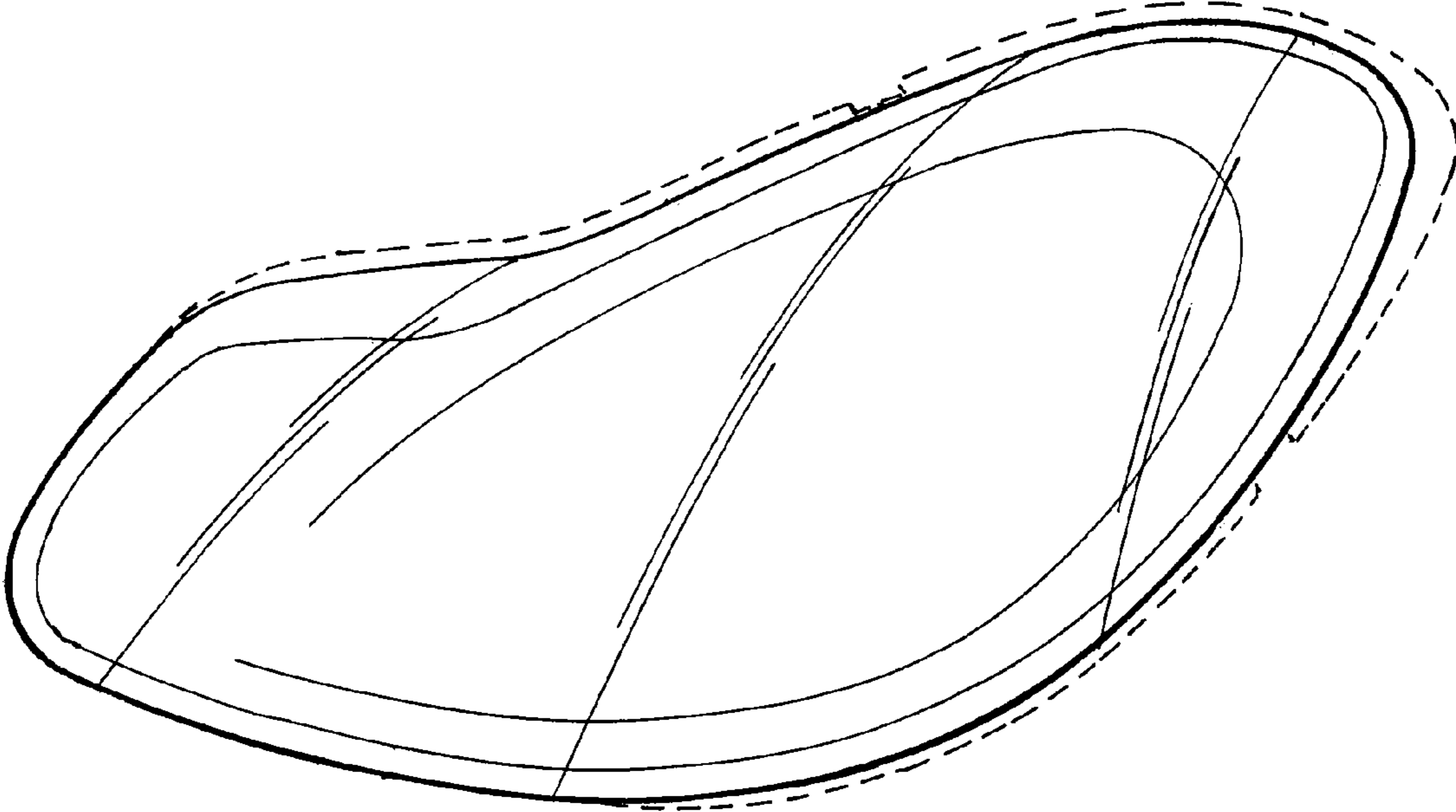


FIG. 1




FIG. 2

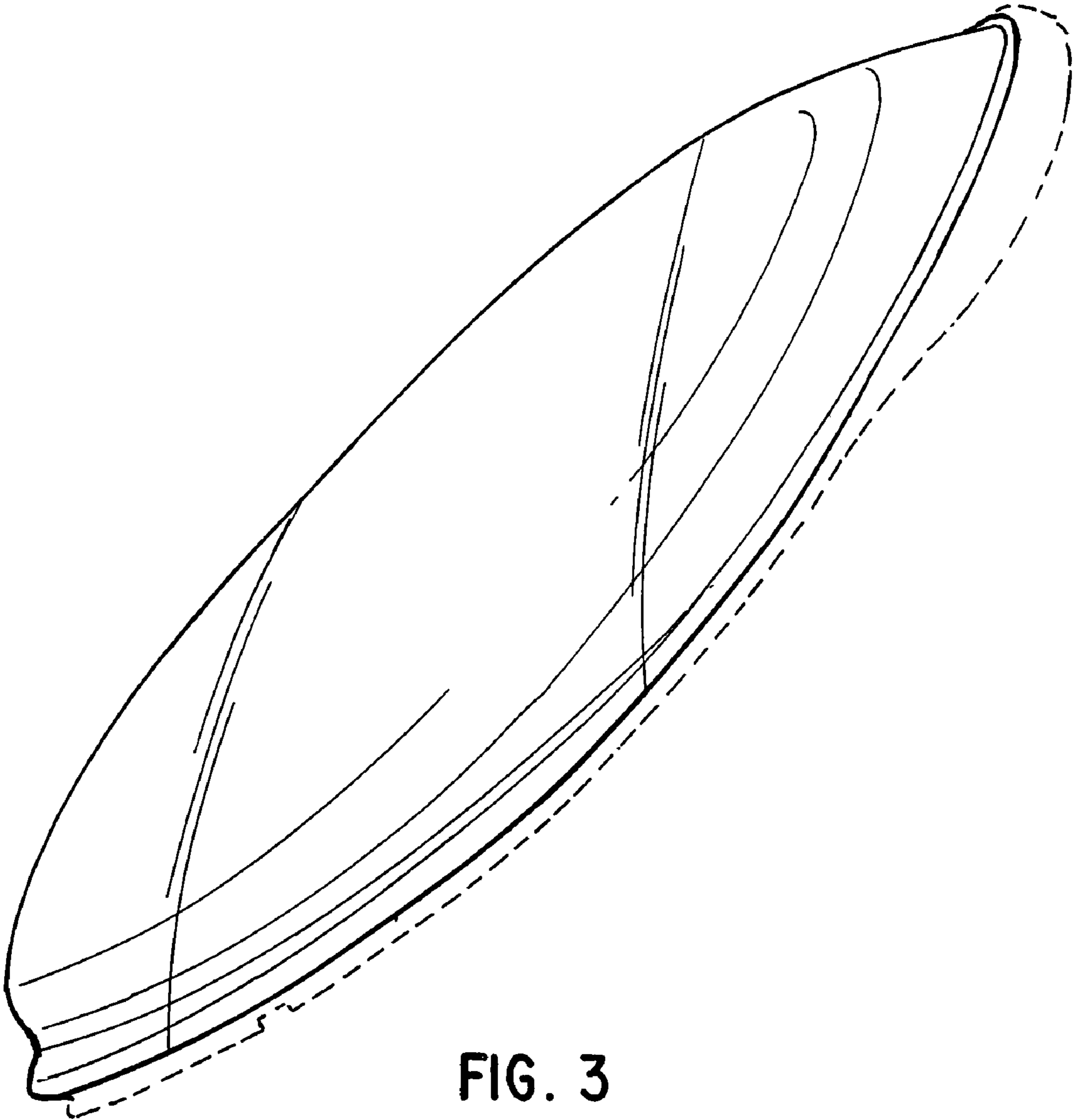


FIG. 3




FIG. 4

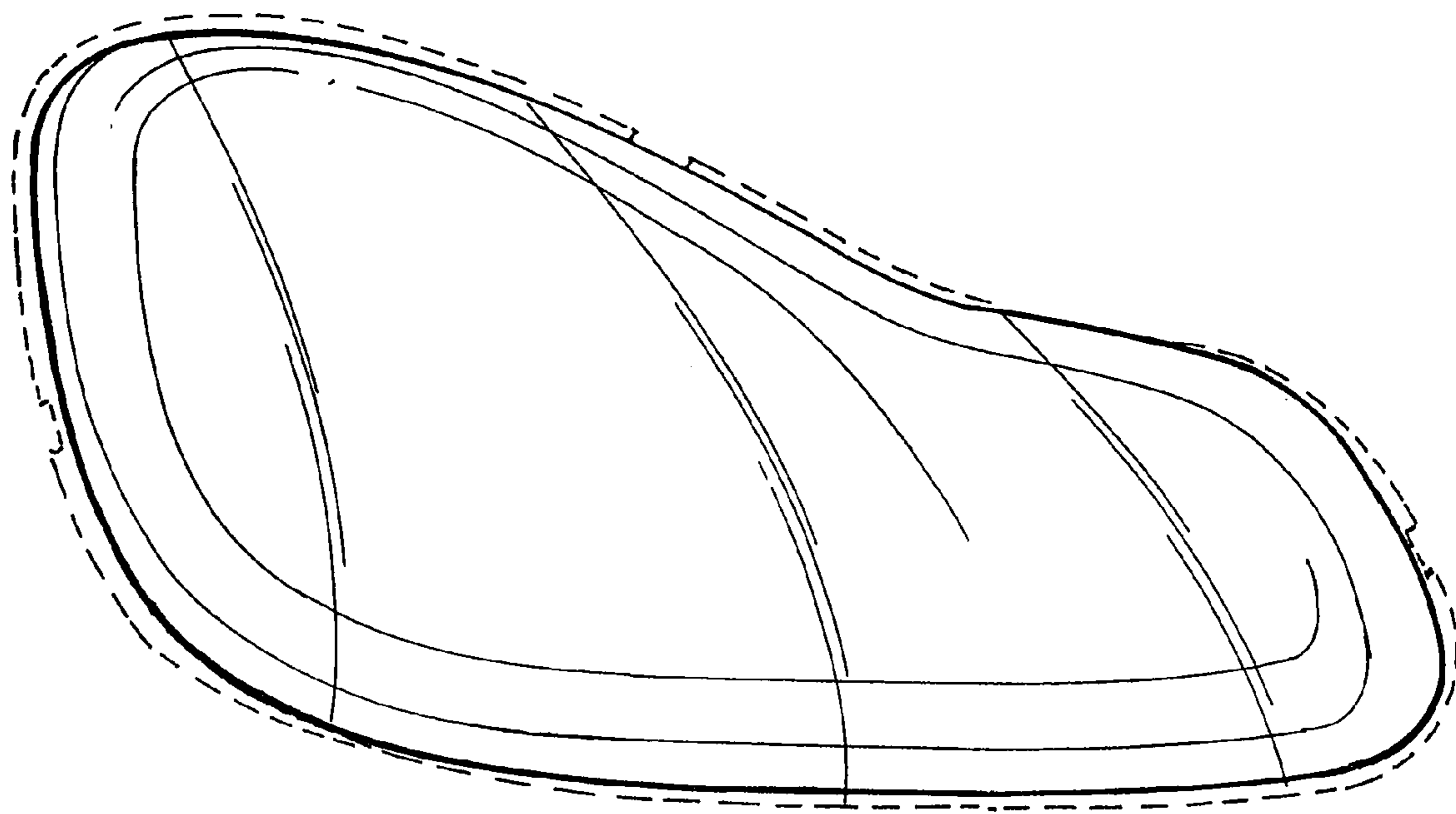


FIG. 5

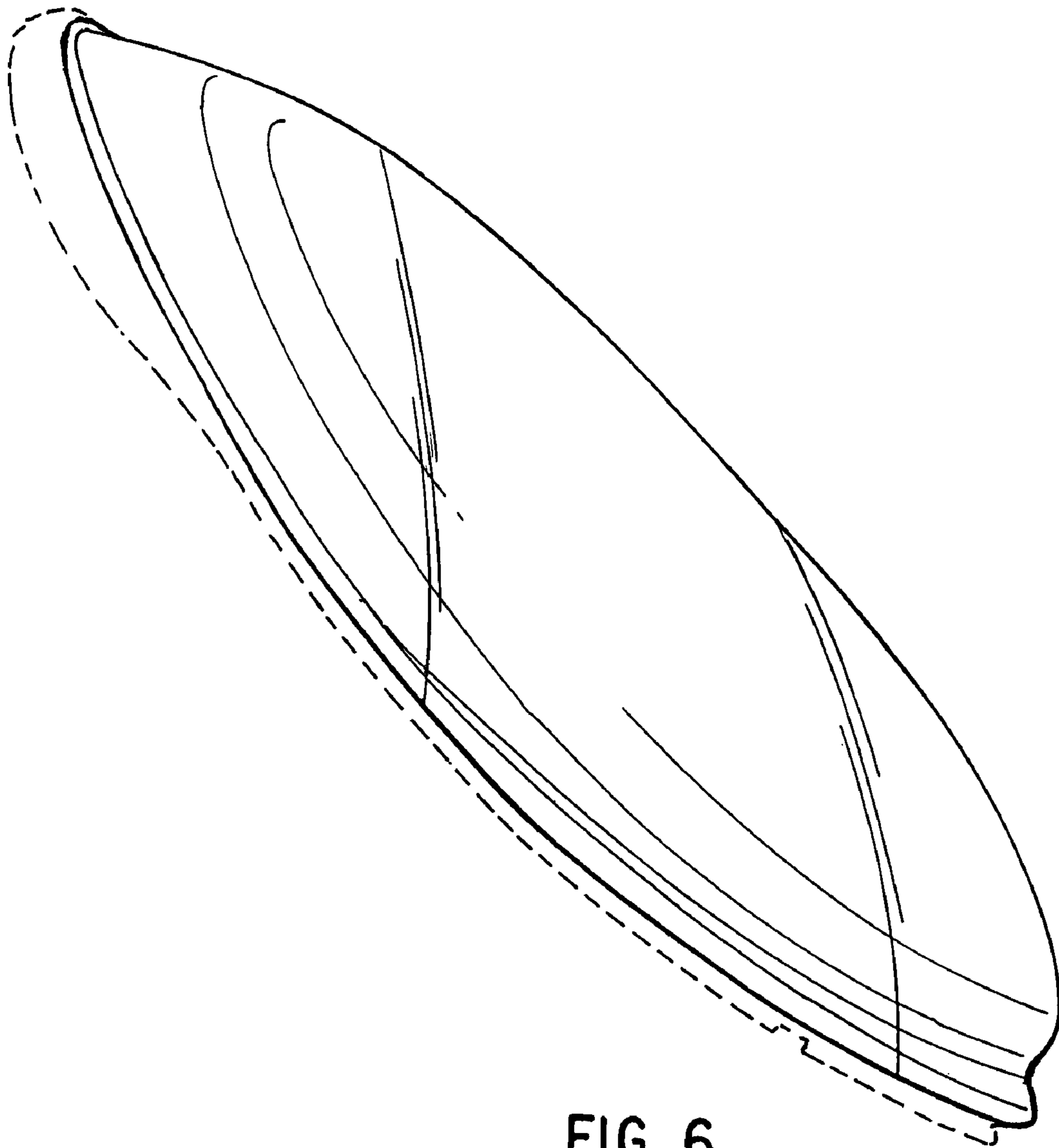


FIG. 6