



US00D554776S

(12) **United States Design Patent**
Fannan

(10) **Patent No.:** **US D554,776 S**

(45) **Date of Patent:** **** Nov. 6, 2007**

(54) **WINDOW COMPONENT EXTRUSION**

D384,755 S * 10/1997 Jarrell D25/124
D432,681 S * 10/2000 Habeck et al. D25/124

(75) Inventor: **Michael R. Fannan**, Pecatonica, IL
(US)

(73) Assignee: **Mikron Industries, Inc.**, Kent, WA
(US)

(**) Term: **14 Years**

(21) Appl. No.: **29/272,094**

(22) Filed: **Jan. 31, 2007**

Related U.S. Application Data

(62) Division of application No. 29/231,577, filed on Jun. 7, 2005, now Pat. No. Des. 539,932.

(51) **LOC (8) Cl.** **25-01**

(52) **U.S. Cl.** **D25/124**

(58) **Field of Classification Search** D25/119,
D25/124, 125; 52/204.1, 204.2, 204.5, 204.51,
52/656.5, 656.6, 213, 215, 204.71, 204.55,
52/204.593, 204.595, 730.3, 208; 49/DIG. 2,
49/504

See application file for complete search history.

(56) **References Cited**

U.S. PATENT DOCUMENTS

5,572,839 A * 11/1996 Kinsey 52/204.51

OTHER PUBLICATIONS

Mikron Part No. 8439, first sold Sep. 18, 2002.

Mikron Part No. 9282, drawing date Jun. 8, 2004.

Mikron Part No. 7937, first sold Nov. 9, 1999.

* cited by examiner

Primary Examiner—Doris Clark

(74) *Attorney, Agent, or Firm*—Black Lowe Graham PLLC

(57) **CLAIM**

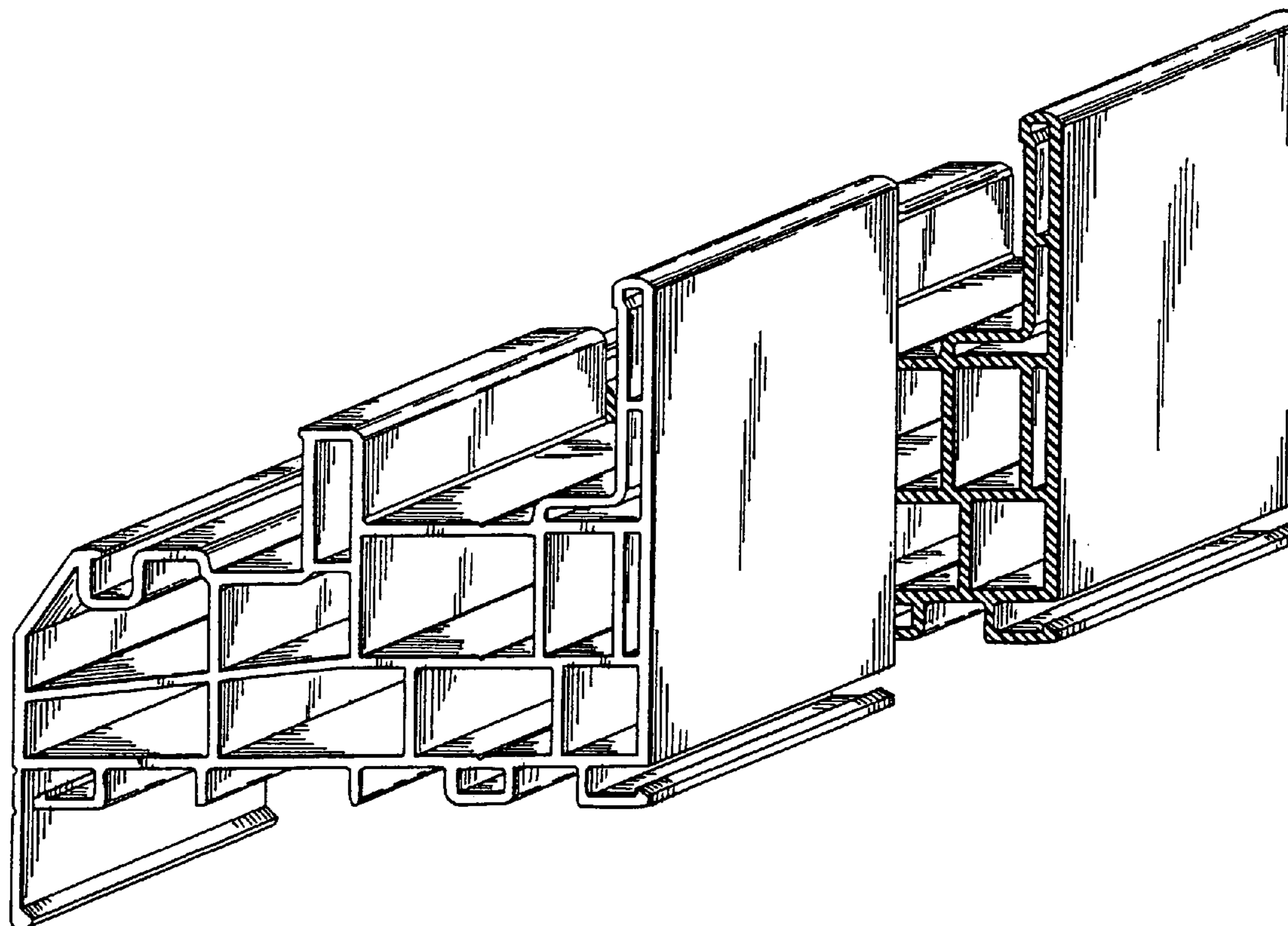
The ornamental design for a window component extrusion, as shown and described.

DESCRIPTION

FIG. 1 is a top right perspective view of the window component extrusion which is broken in the center indicating indefinite length; and,

FIG. 2 is a bottom left perspective view of the window component extrusion shown in FIG. 1.

1 Claim, 2 Drawing Sheets



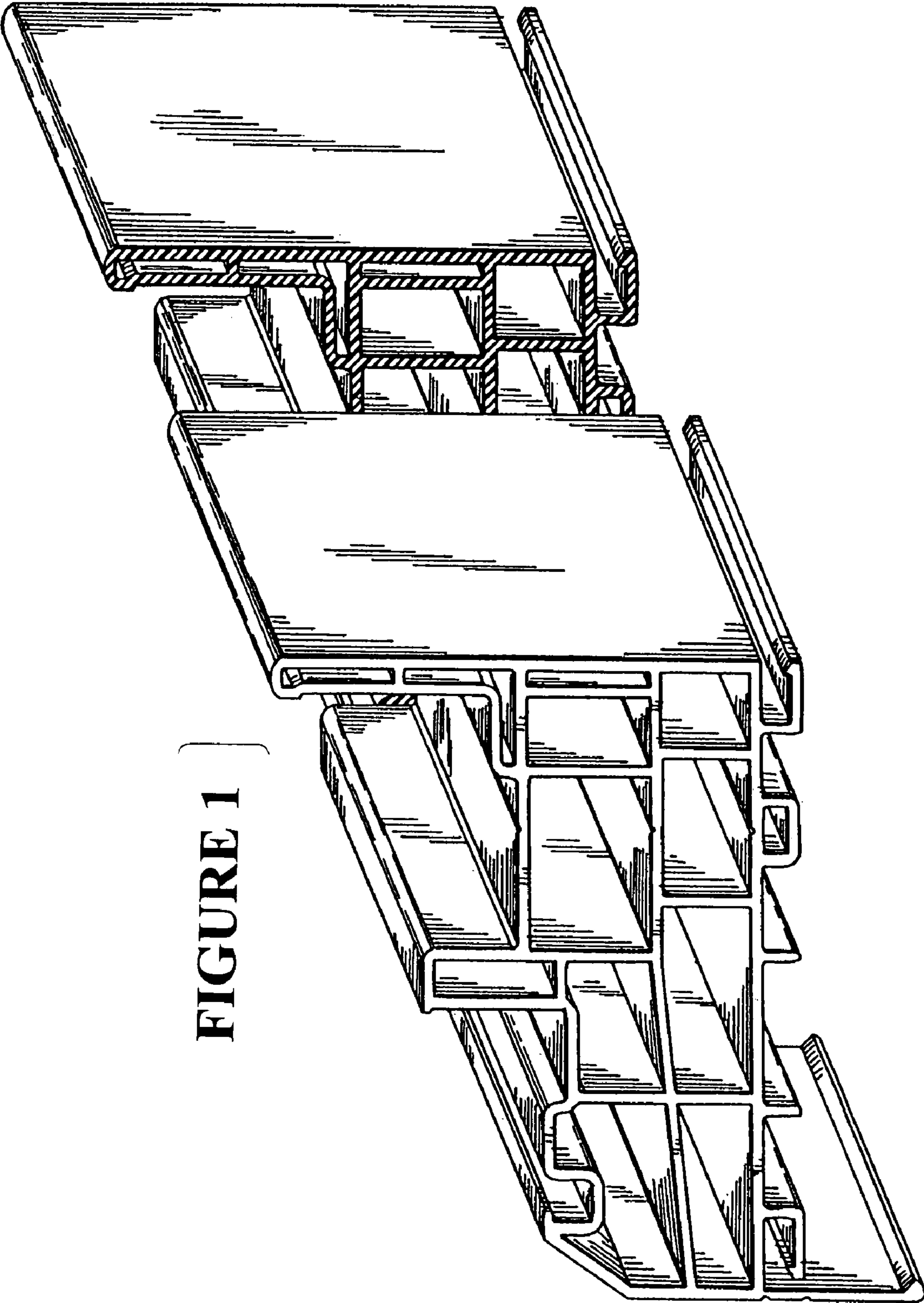


FIGURE 1

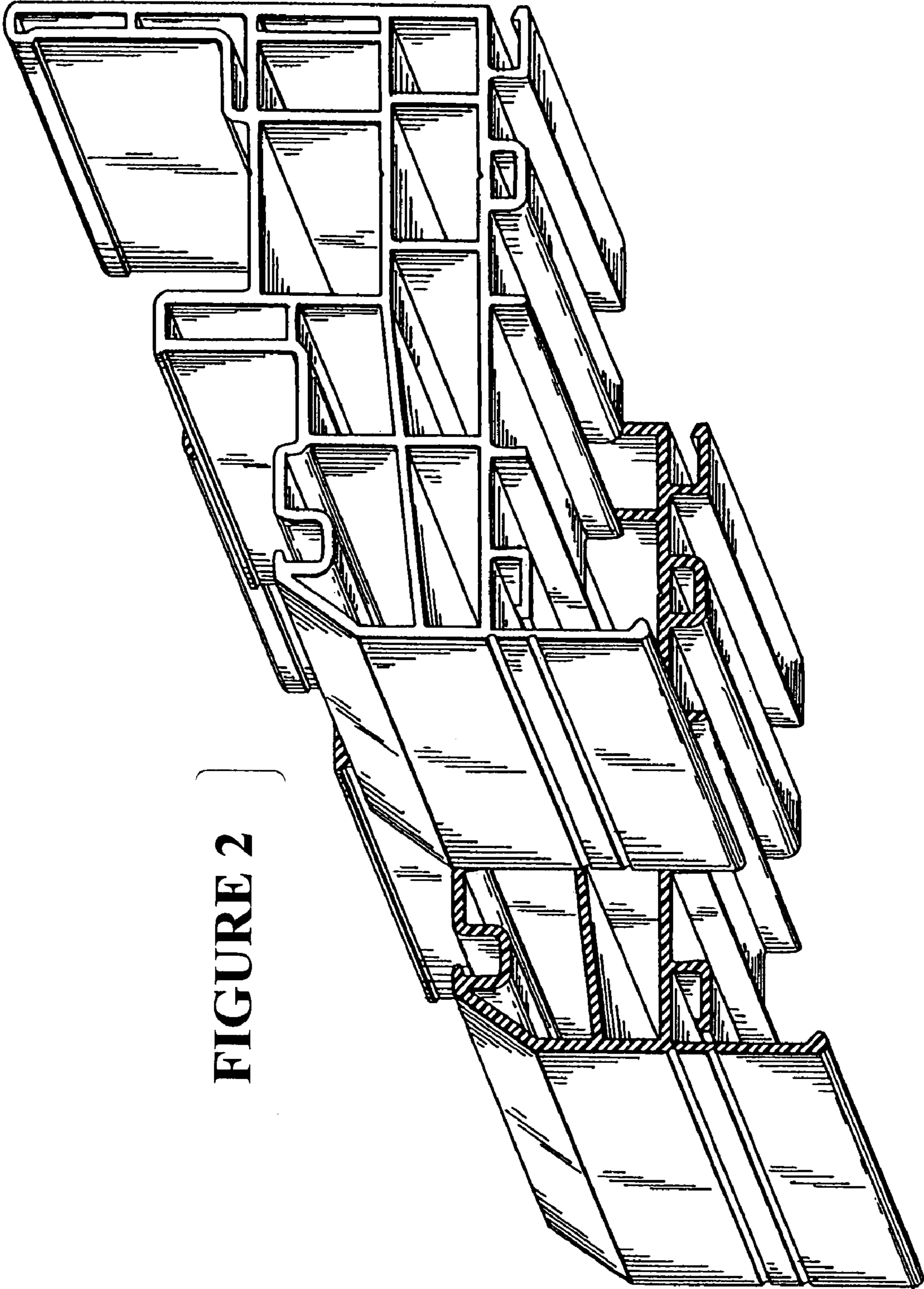


FIGURE 2