



US00D554773S

(12) **United States Design Patent**
Antonic

(10) **Patent No.:** **US D554,773 S**

(45) **Date of Patent:** **** Nov. 6, 2007**

(54) **STUD**

(76) **Inventor:** **James P. Antonic**, 9111 Southmont
Cove, #406, Ft. Myers, FL (US) 33908

(**) **Term:** **14 Years**

(21) **Appl. No.:** **29/267,246**

(22) **Filed:** **Oct. 10, 2006**

Related U.S. Application Data

(63) Continuation of application No. 11/249,650, filed on
Oct. 13, 2005.

(51) **LOC (8) Cl.** **25-01**

(52) **U.S. Cl.** **D25/119**

(58) **Field of Classification Search** D25/119,
D25/122; 52/481.1, 481.2, 731.9, 731.5
See application file for complete search history.

(56) **References Cited**

U.S. PATENT DOCUMENTS

2,731,116	A	1/1956	Hamilton
4,324,082	A	4/1982	Rutkowski et al.
4,353,192	A	10/1982	Pearson et al.
4,542,614	A	9/1985	Malachowski
4,660,339	A	4/1987	Paz
5,070,667	A	12/1991	Schulte
5,394,665	A	3/1995	Johnson
D371,208	S	6/1996	De Zen
5,797,233	A	8/1998	Hascall
5,802,798	A	9/1998	Martens
5,930,968	A	8/1999	Pullam
5,950,385	A	9/1999	Herren
D432,671	S	10/2000	Grosfillex

D452,016	S	12/2001	Hall
6,341,458	B1	1/2002	Burt
6,553,731	B2 *	4/2003	Hsueh 52/239
D474,549	S	5/2003	Krieger
6,837,012	B2 *	1/2005	Scherrer et al. 52/238.1
D511,217	S *	11/2005	Bullock et al. D25/119

OTHER PUBLICATIONS

U.S. Appl. No. 29/258,890, filed Apr. 28, 2006, Antonic.
U.S. Appl. No. 29/258,892, filed Apr. 28, 2006, Antonic.
U.S. Appl. No. 29/258,891, filed Apr. 28, 2006, Antonic.
U.S. Appl. No. 29/267,244, filed Oct. 10, 2006, Antonic.

* cited by examiner

Primary Examiner—Doris Clark

(74) *Attorney, Agent, or Firm*—Laura G. Barrow

(57) **CLAIM**

I claim the ornamental design of a stud, as shown and described.

DESCRIPTION

FIG. 1 is a left/front perspective view of the stud showing my new design, shown broken in the center to indicate indeterminate length.

FIG. 2 is a front elevation view thereof.

FIG. 3 is a rear elevation view thereof.

FIG. 4 is a left elevation view thereof.

FIG. 5 is a right elevation view thereof; and,

FIG. 6 is a top plan view thereof. The bottom view is identical to the top view.

1 Claim, 3 Drawing Sheets

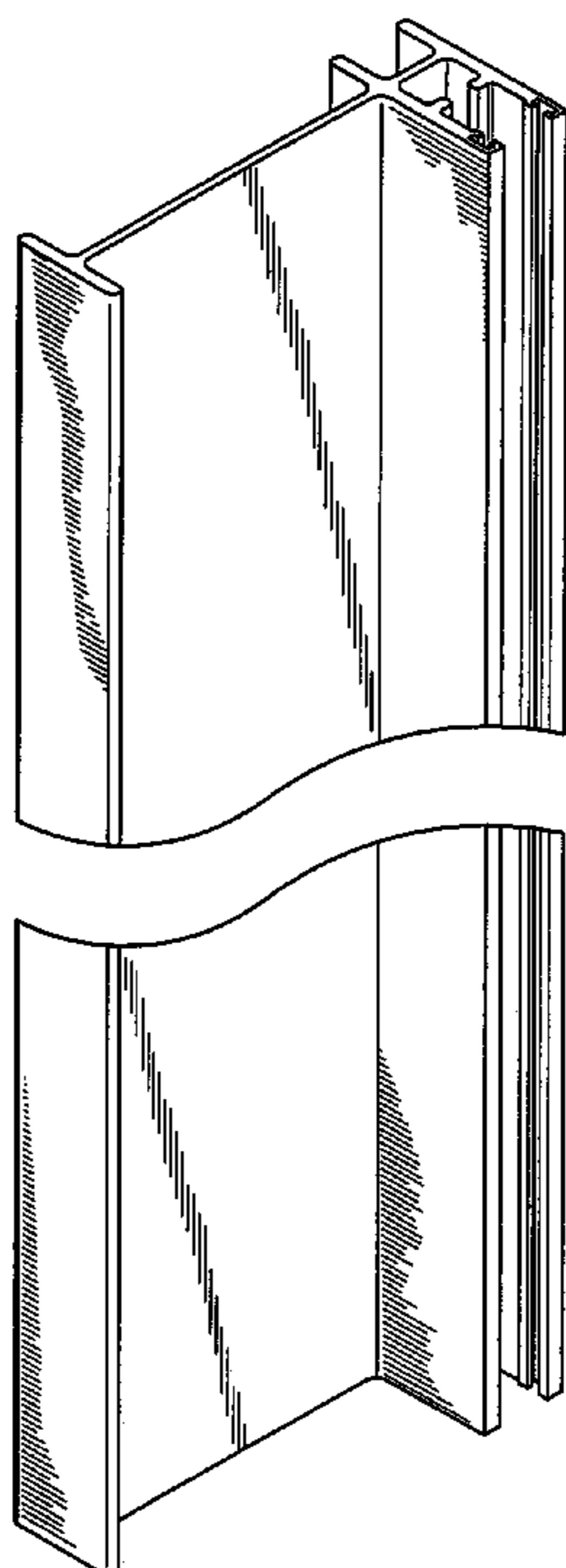
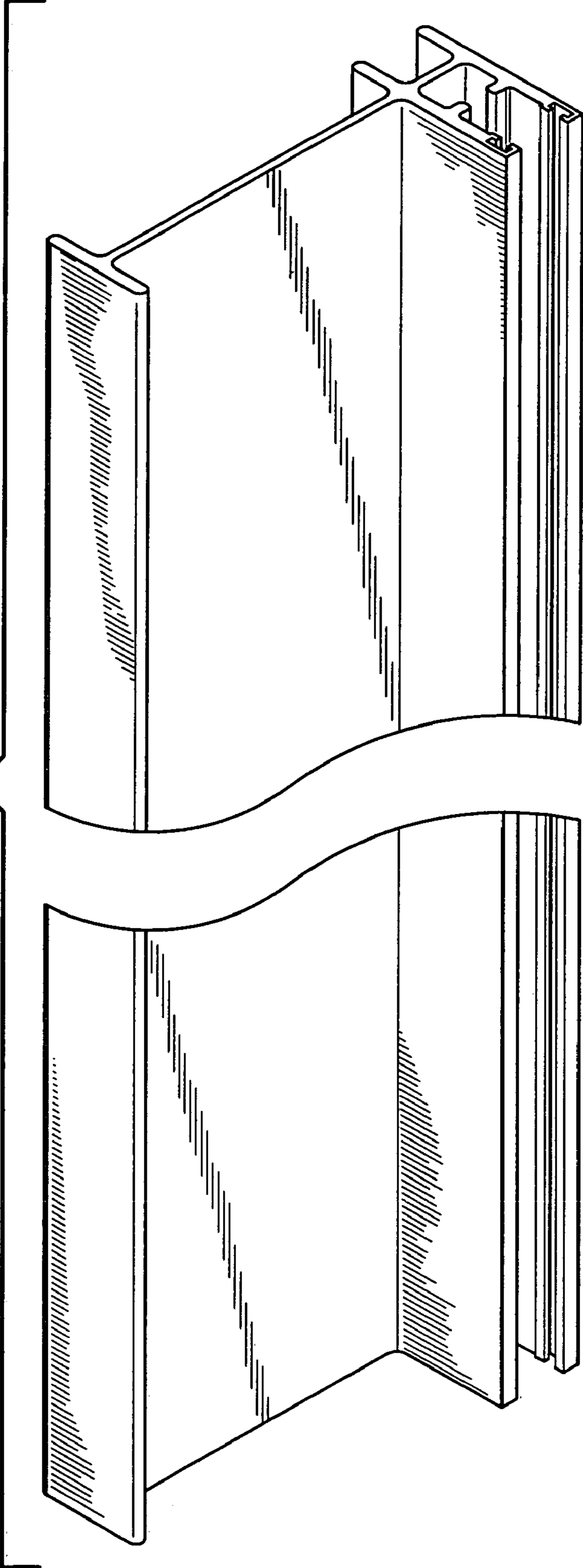


Fig. 1






Fig. 3




Fig. 2

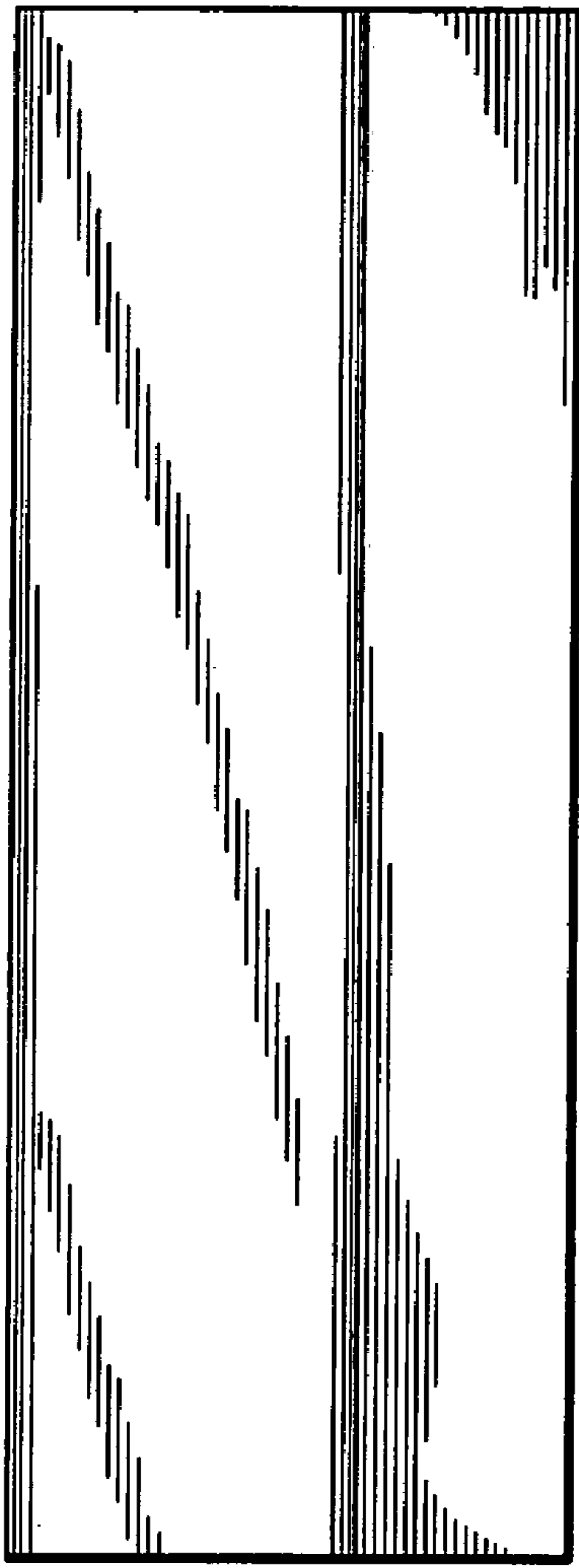


Fig. 4

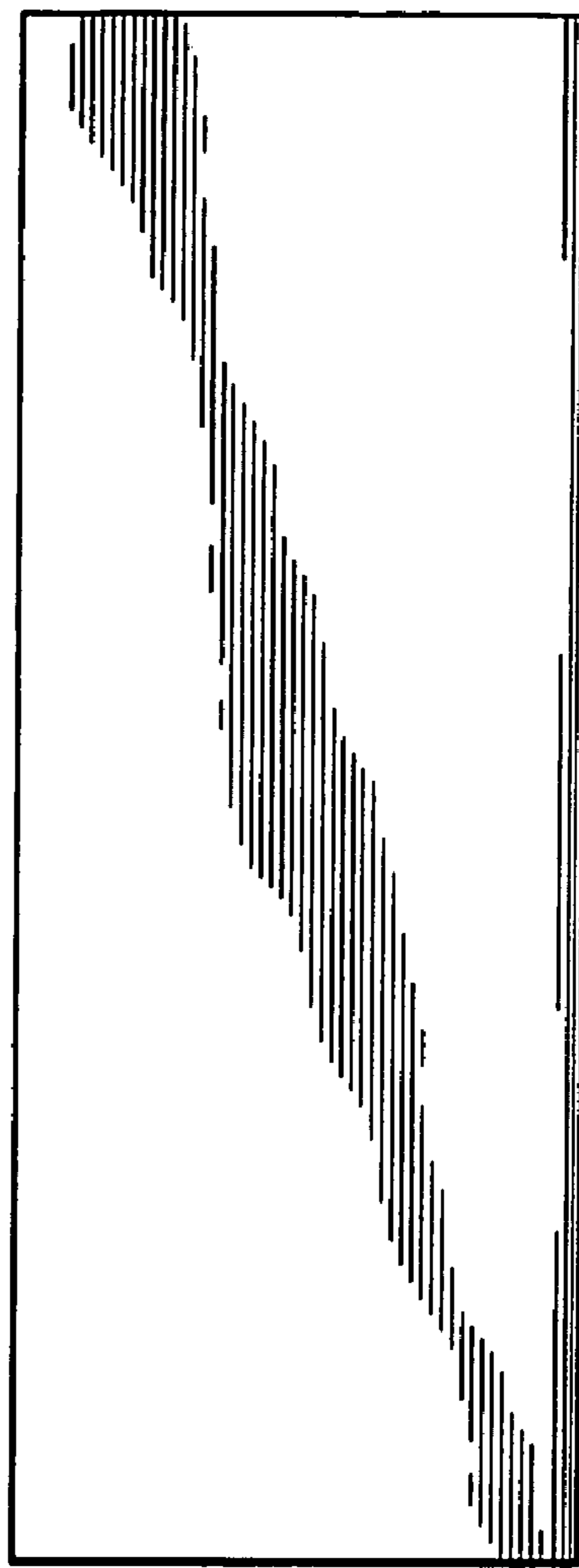


Fig. 5

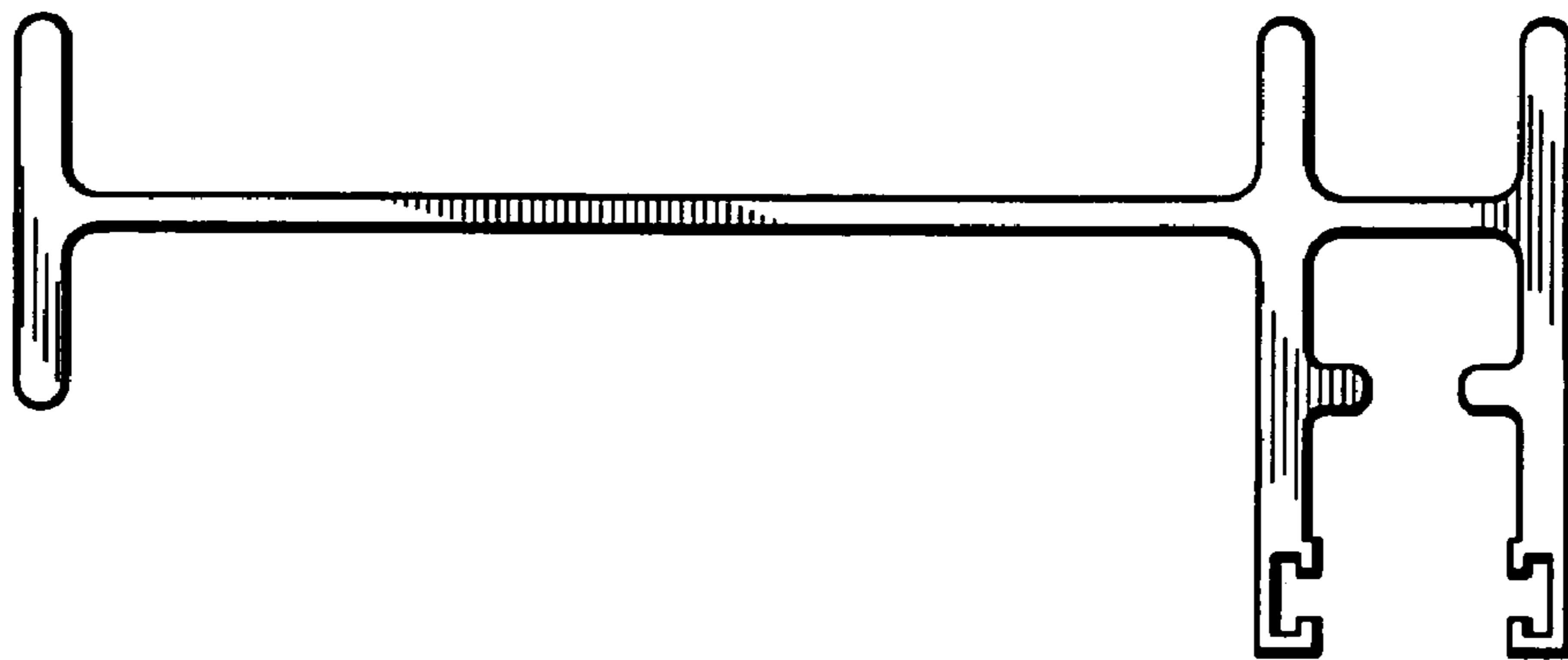


Fig. 6