



US00D554771S

(12) **United States Design Patent**
Skubic et al.

(10) **Patent No.:** **US D554,771 S**

(45) **Date of Patent:** **** Nov. 6, 2007**

(54) **STEPLADDER**

D388,882 S * 1/1998 Kain D25/64
5,722,507 A 3/1998 Kain
5,762,163 A 6/1998 Kain
6,026,933 A 2/2000 King et al.

(75) Inventors: **Jeff Skubic**, Elk River, MN (US); **Jon Sommers**, Eden Prairie, MN (US); **Kirby Howard**, Acworth, GA (US)

OTHER PUBLICATIONS

(73) Assignee: **Tricam Industries, Inc.**, Eden Prairie, MN (US)

Keller Product Catalog, 2000, 3 pages.

(**) Term: **14 Years**

* cited by examiner

(21) Appl. No.: **29/261,282**

Primary Examiner—Doris Clark

(22) Filed: **Jun. 12, 2006**

(74) *Attorney, Agent, or Firm*—Patterson, Thuente, Skaar & Christensen, P.A.

(51) **LOC (8) Cl.** **25-04**

(57) **CLAIM**

(52) **U.S. Cl.** **D25/64**

We claim the ornamental design for stepladder, as shown.

(58) **Field of Classification Search** D25/68,
D25/69, 64, 63; 182/151, 107, 21, 180.1,
182/194, 130, 132, 67.4, 152, 156, 157, 161,
182/129, 230; 248/210, 238

DESCRIPTION

See application file for complete search history.

FIG. 1 is a perspective view of a stepladder according to the invention.

(56) **References Cited**

FIG. 2 is a side view of a stepladder according to the invention.

U.S. PATENT DOCUMENTS

FIG. 3 is another side view of a stepladder according to the invention.

- 1,283,212 A 10/1918 Kloefer et al.
- 1,778,898 A 10/1930 Konigsberg
- 2,144,440 A 1/1939 Gaffers
- 2,525,104 A 10/1950 St. Cyr
- 3,085,651 A * 4/1963 Rich 182/222
- 3,269,485 A 8/1966 Larson
- 4,027,741 A 6/1977 Derrick
- 4,204,587 A * 5/1980 Larson 182/228.1
- 4,298,093 A 11/1981 Wing
- 4,371,055 A * 2/1983 Ashton et al. 182/46
- 4,560,030 A * 12/1985 Mucelli 182/118
- 4,834,216 A * 5/1989 Wallick et al. 182/165


FIG. 4 is a front view of a stepladder according to the invention.

FIG. 5 is a back view of a stepladder according to the invention.

FIG. 6 is a top view of a stepladder according to the invention; and,

FIG. 7 is a bottom view of a stepladder according to the invention.

1 Claim, 5 Drawing Sheets






Fig. 1

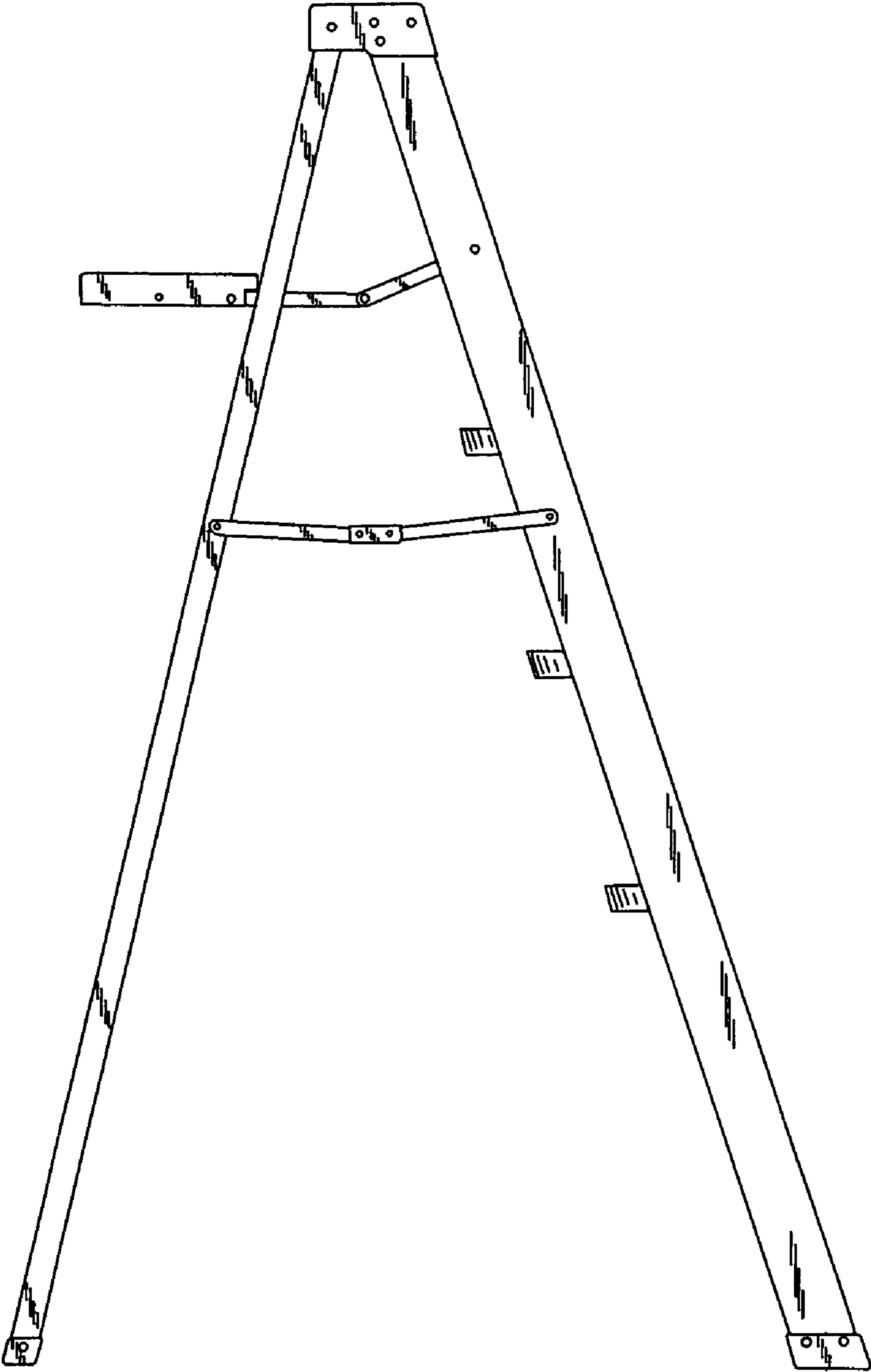


Fig. 2

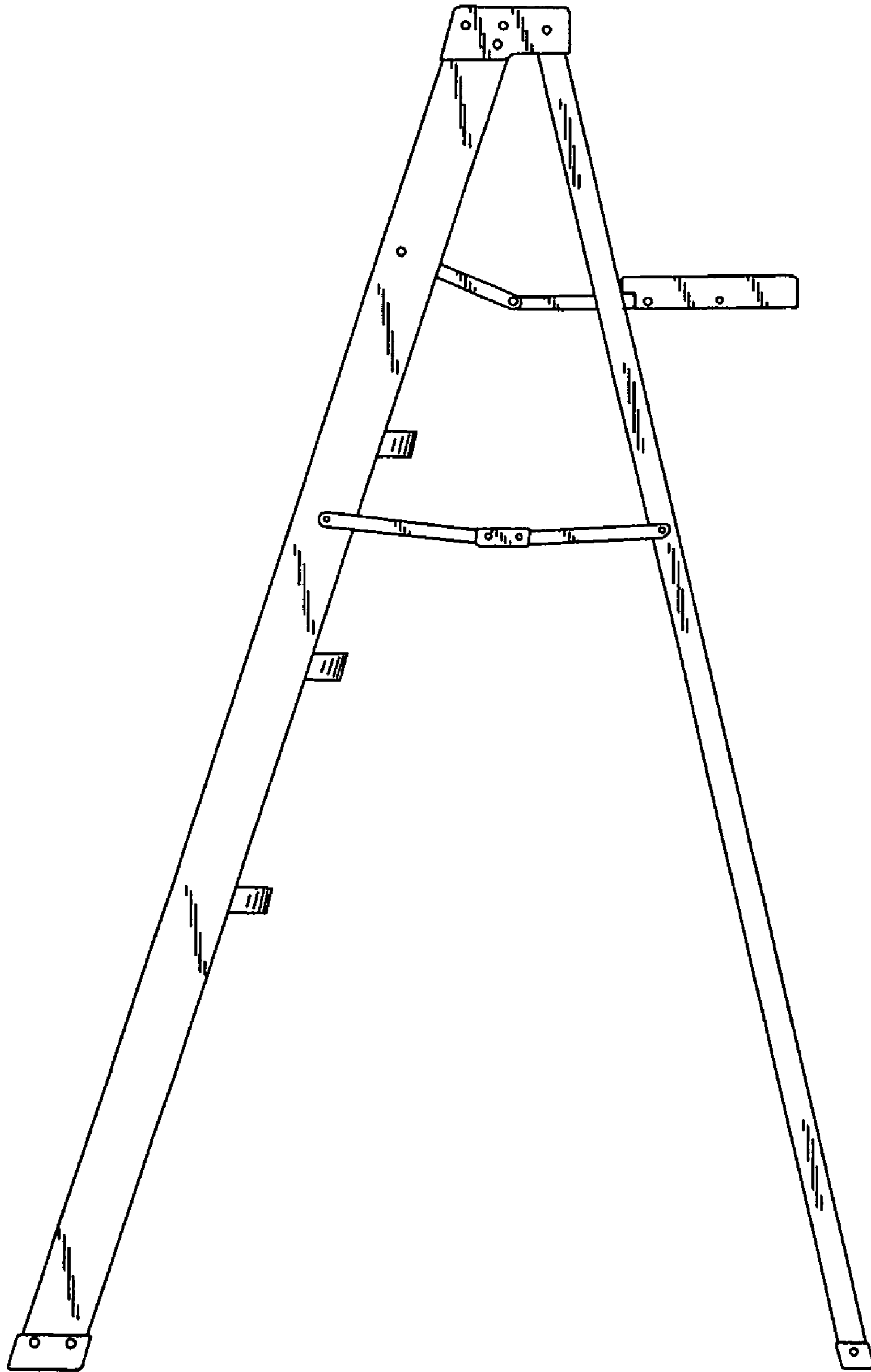


Fig. 3

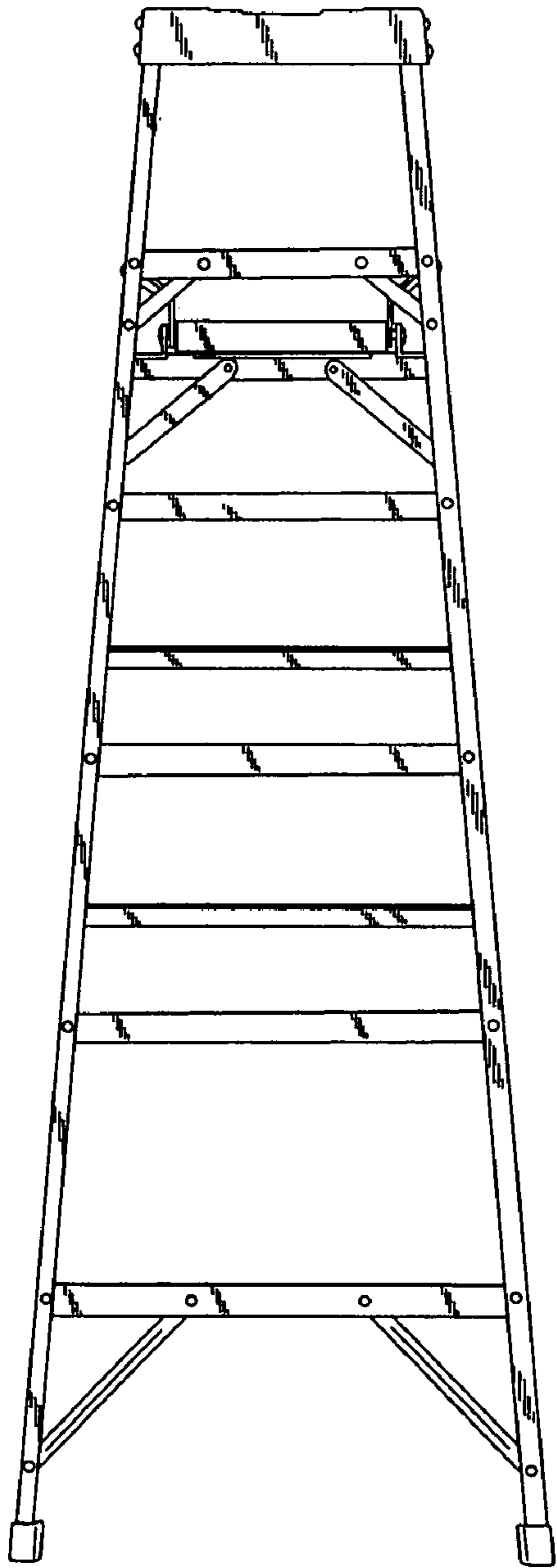


Fig. 4

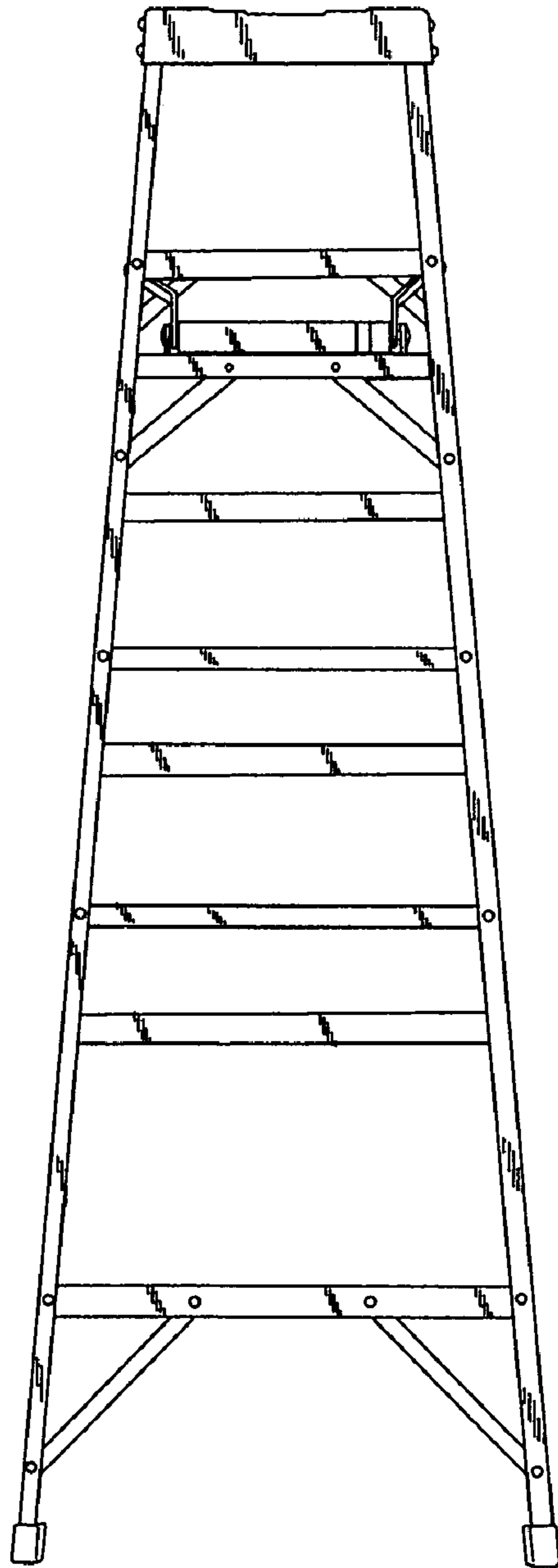


Fig. 5

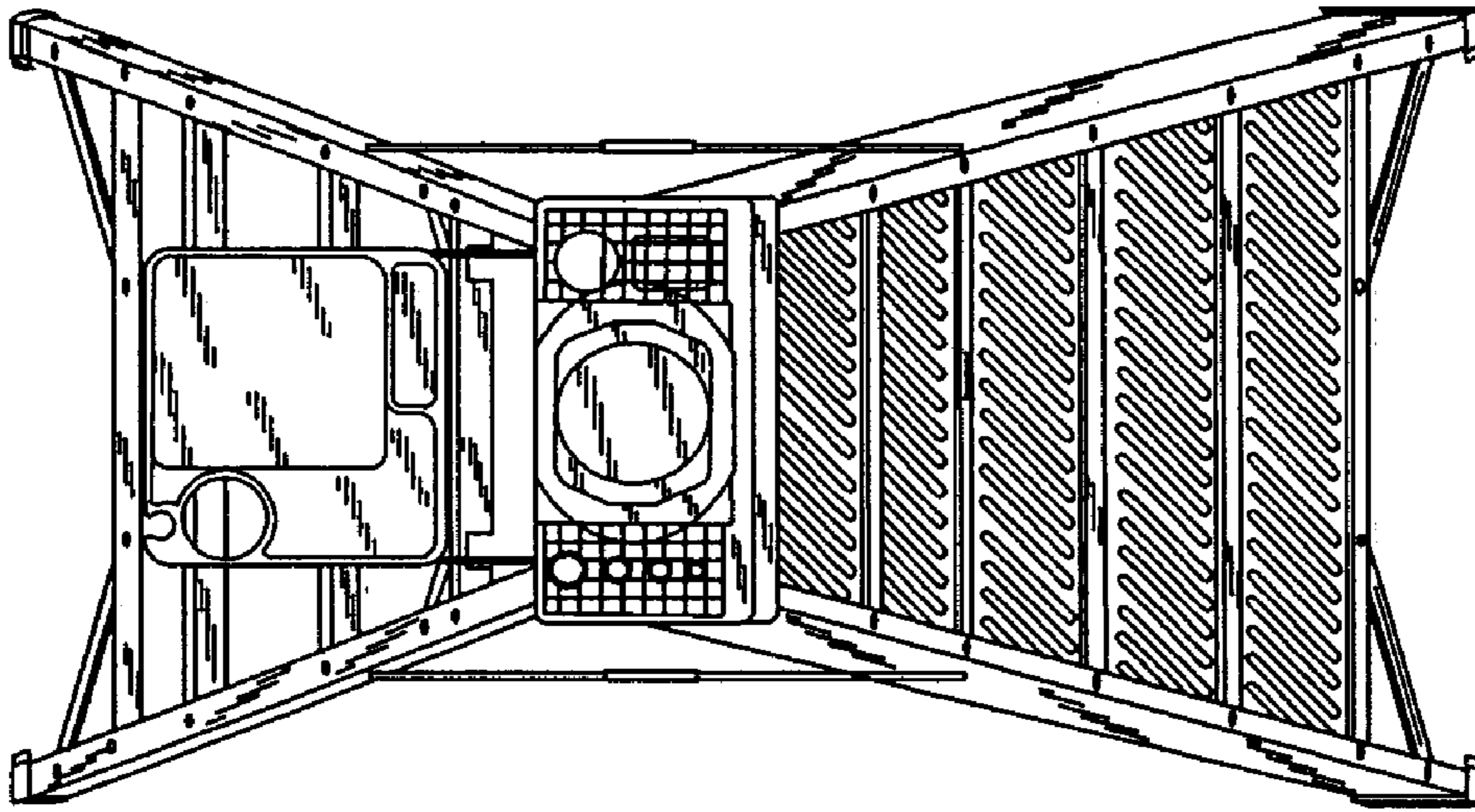


Fig. 6

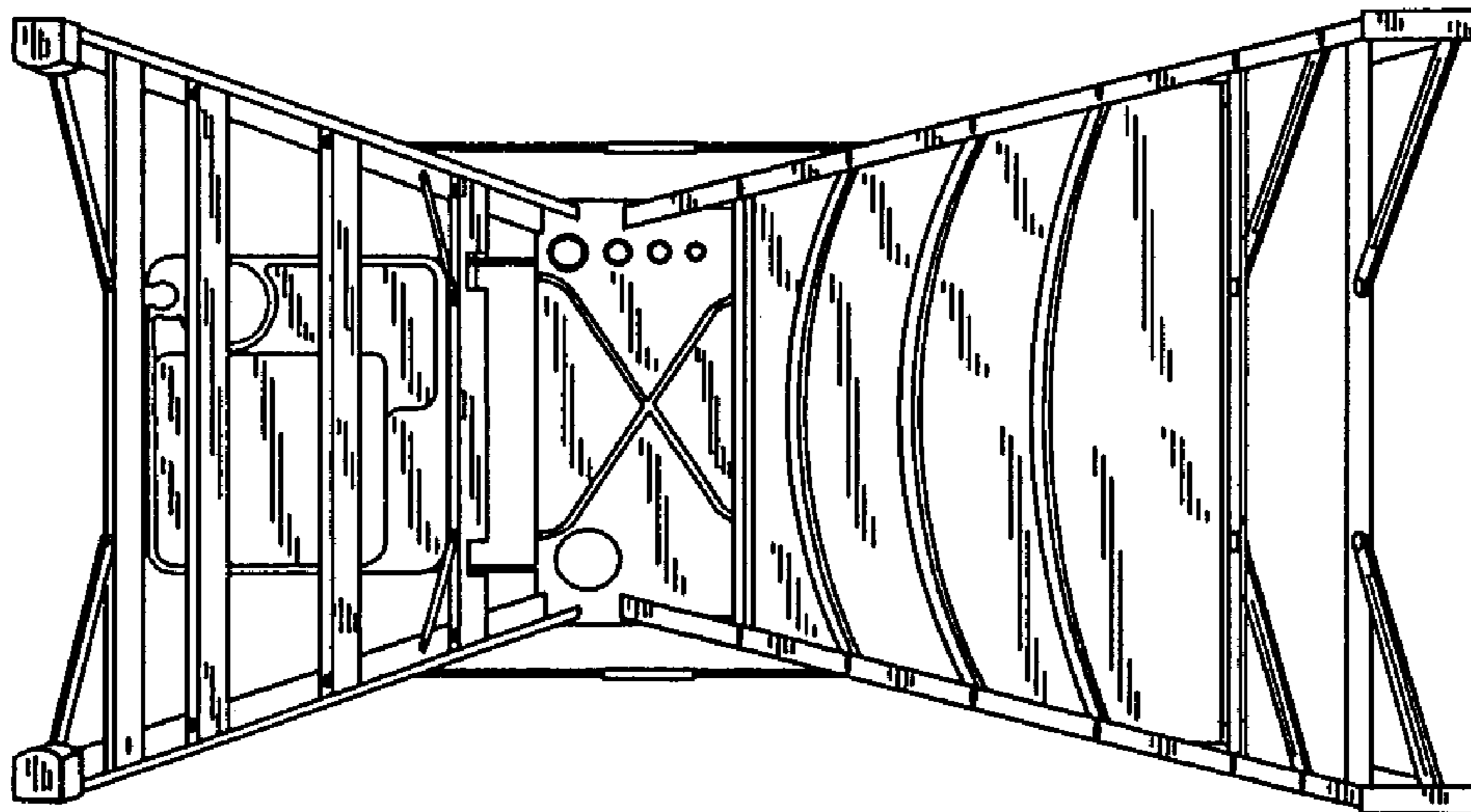


Fig. 7