



US00D554750S

(12) **United States Design Patent**  
**Gajewski**

(10) **Patent No.:** **US D554,750 S**

(45) **Date of Patent:** **\*\* Nov. 6, 2007**

(54) **CEILING FAN COMPONENT**

(75) Inventor: **Mark Gajewski**, Avila Beach, CA (US)

(73) Assignee: **Minka Lighting, Inc.**, Corona, CA (US)

(\*\*) Term: **14 Years**

(21) Appl. No.: **29/249,822**

(22) Filed: **Oct. 23, 2006**

(51) **LOC (8) Cl.** ..... **23-04**

(52) **U.S. Cl.** ..... **D23/411**

(58) **Field of Classification Search** ..... D23/411,  
D23/377, 379, 385, 413; 416/5; D26/59,  
D26/71, 81-88; 362/96

See application file for complete search history.

(56) **References Cited**

**U.S. PATENT DOCUMENTS**

D478,654 S *	8/2003	Hidalgo	.....	D23/413
D512,498 S	12/2005	Hidalgo		
D512,502 S	12/2005	Hidalgo		
D519,199 S *	4/2006	Gajewski	.....	D23/377
D522,120 S *	5/2006	Hidalgo	.....	D23/377
D522,121 S *	5/2006	Hidalgo	.....	D23/377
D529,163 S *	9/2006	Young	.....	D23/377

**OTHER PUBLICATIONS**

- U.S. Appl. No. 29/249,817.
- U.S. Appl. No. 29/249,820.
- U.S. Appl. No. 29/249,821.
- U.S. Appl. No. 29/249,816.
- U.S. Appl. No. 29/249,823.
- U.S. Appl. No. 29/249,806.
- U.S. Appl. No. 29/249,807.
- U.S. Appl. No. 29/249,808.
- U.S. Appl. No. 29/249,809.
- U.S. Appl. No. 29/249,812.
- U.S. Appl. No. 29/249,814.
- MinkaAire Internet Catalog; Antibe ceiling fan; Model F-609; printed from minkagroup.net.

Nelson Bubble Lamps Internet Catalog; Nelson Ball lamp; Model #BUB-ball; printed from www.ylighting.com.  
 B.Lux Internet Catalog; globe pendant light; Model #GLB-BLX-639300U; printed from www.ylighting.com.  
 Flos Internet Catalog; Glo-Ball Suspension lamp; Model #flos-globe; printed from www.formplusfunction.com.  
 Sogno Internet Catalog; Pupazzo floor lamp; Model # FL0601-38; printed from www.thesogno.com.  
 Sogno Internet Catalog; Satumo floor lamp; Model # FL/0026; printed from www.thesogno.com.  
 Sogno Internet Catalog; Satumo suspension lamp; Model # SP/0027; printed from www.thesogno.com.  
 Vistosi Internet Catalog; Diamante lamp; printed from www.vistosi.it.

\* cited by examiner

*Primary Examiner*—Lisa Lichtenstein  
(74) *Attorney, Agent, or Firm*—Baker & McKenzie LLP

(57) **CLAIM**

The ornamental design for a ceiling fan component, as shown and described.

**DESCRIPTION**

FIG. 1 is a perspective view from below of a ceiling fan component in accordance with my design;

FIG. 2 is a reduced top plan view of the ceiling fan component in accordance with my design;


FIG. 3 is a reduced bottom plan view of the ceiling fan component in accordance with my design; and,

FIG. 4 is a side elevation view of the ceiling fan component in accordance with my design, all side views being mirror images thereof.

The broken lines showing environmental structure are for illustrative purposes and form no part of the claimed design.

The broken line showing of the support rod, blades and light fixture is included for the purpose of illustrating environmental structure and forms no part of the claimed design.

**1 Claim, 4 Drawing Sheets**



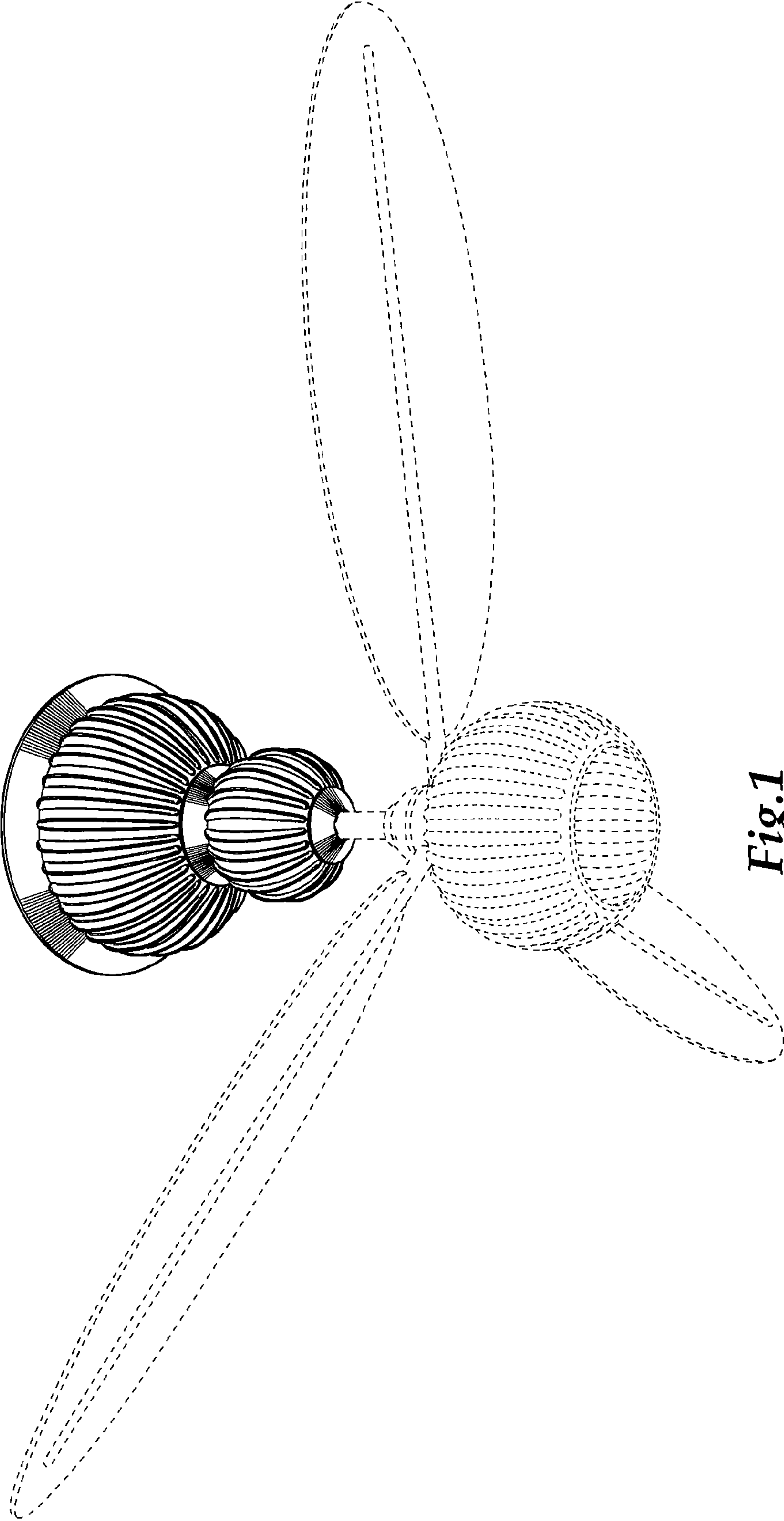
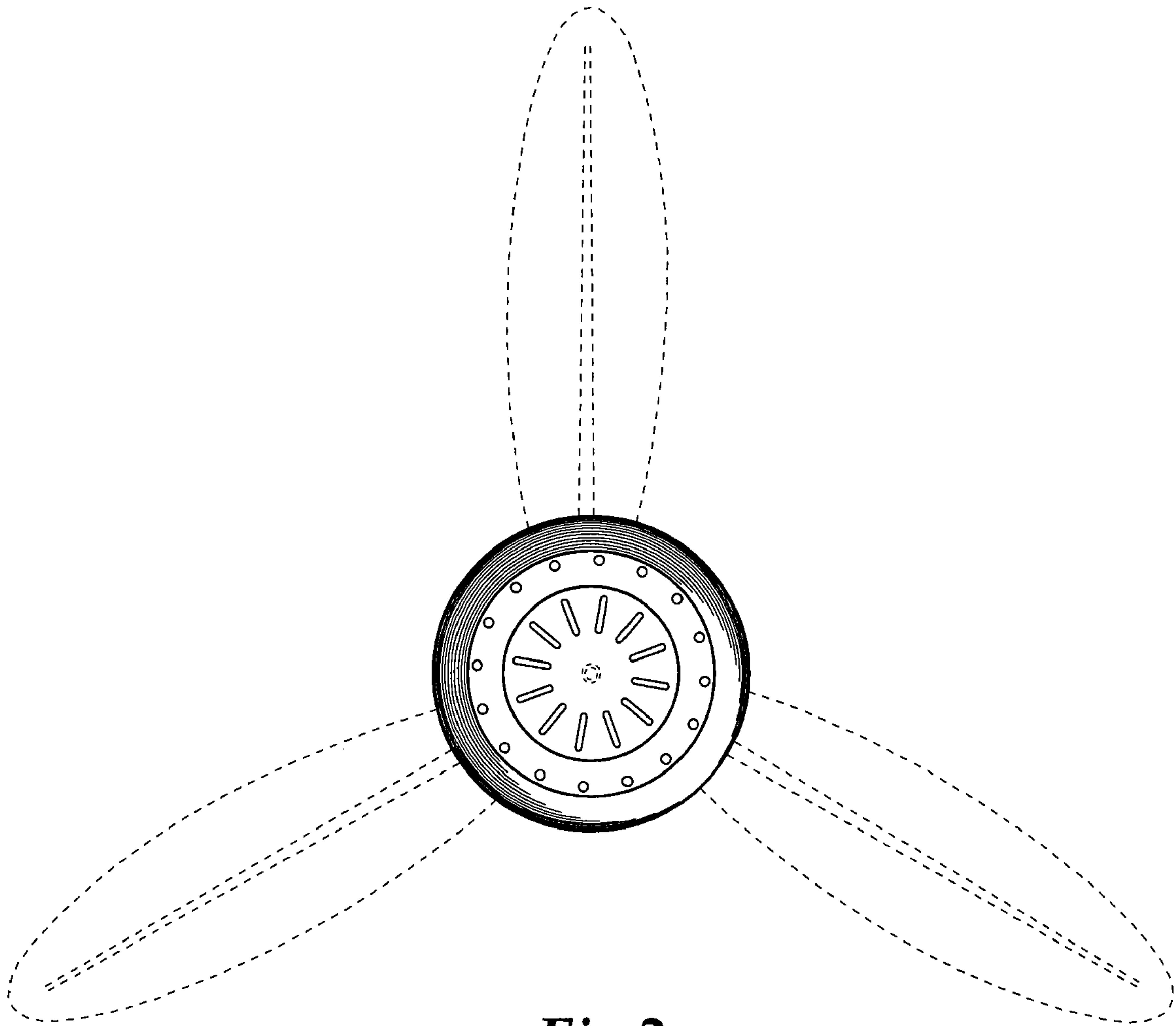
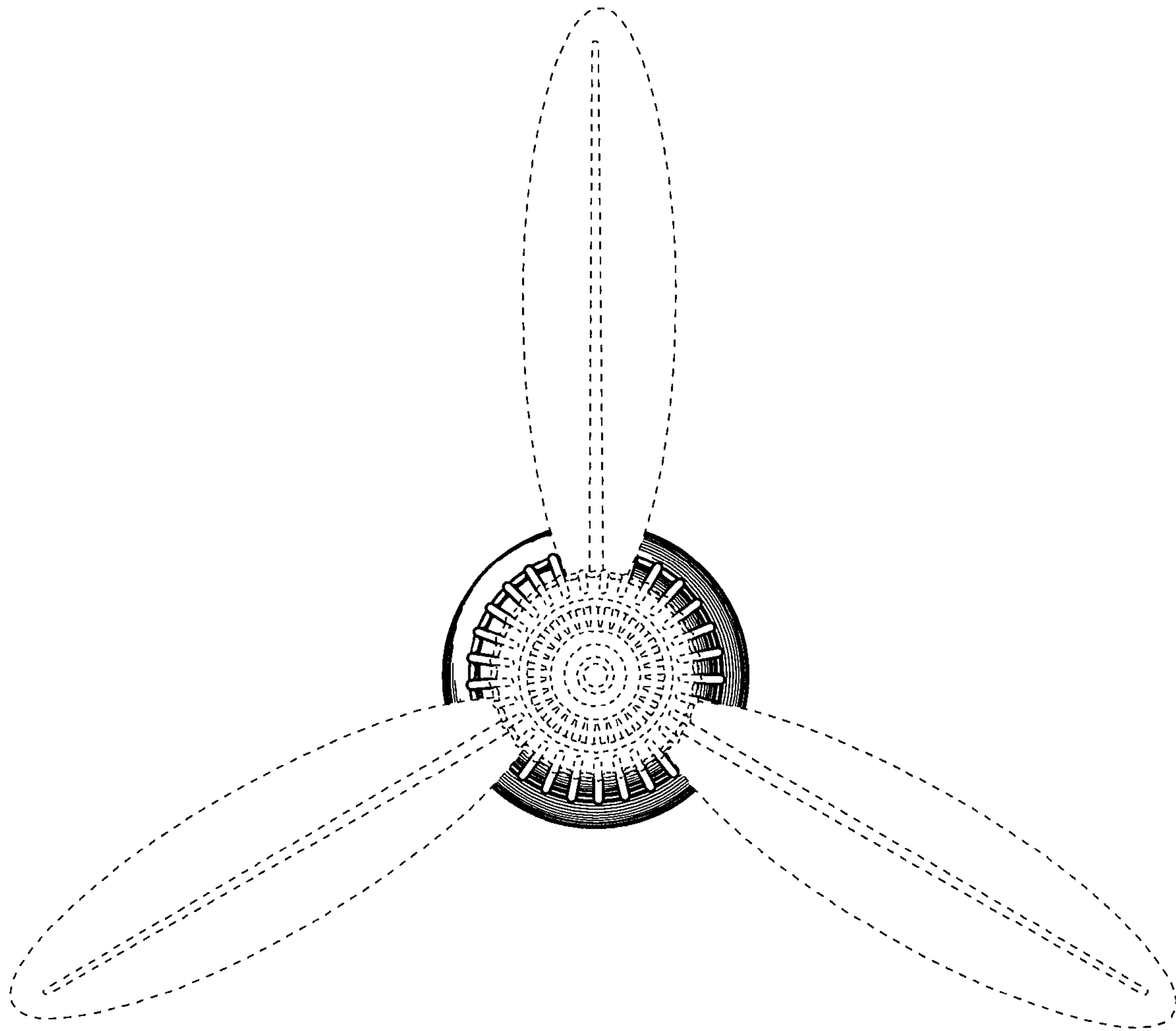


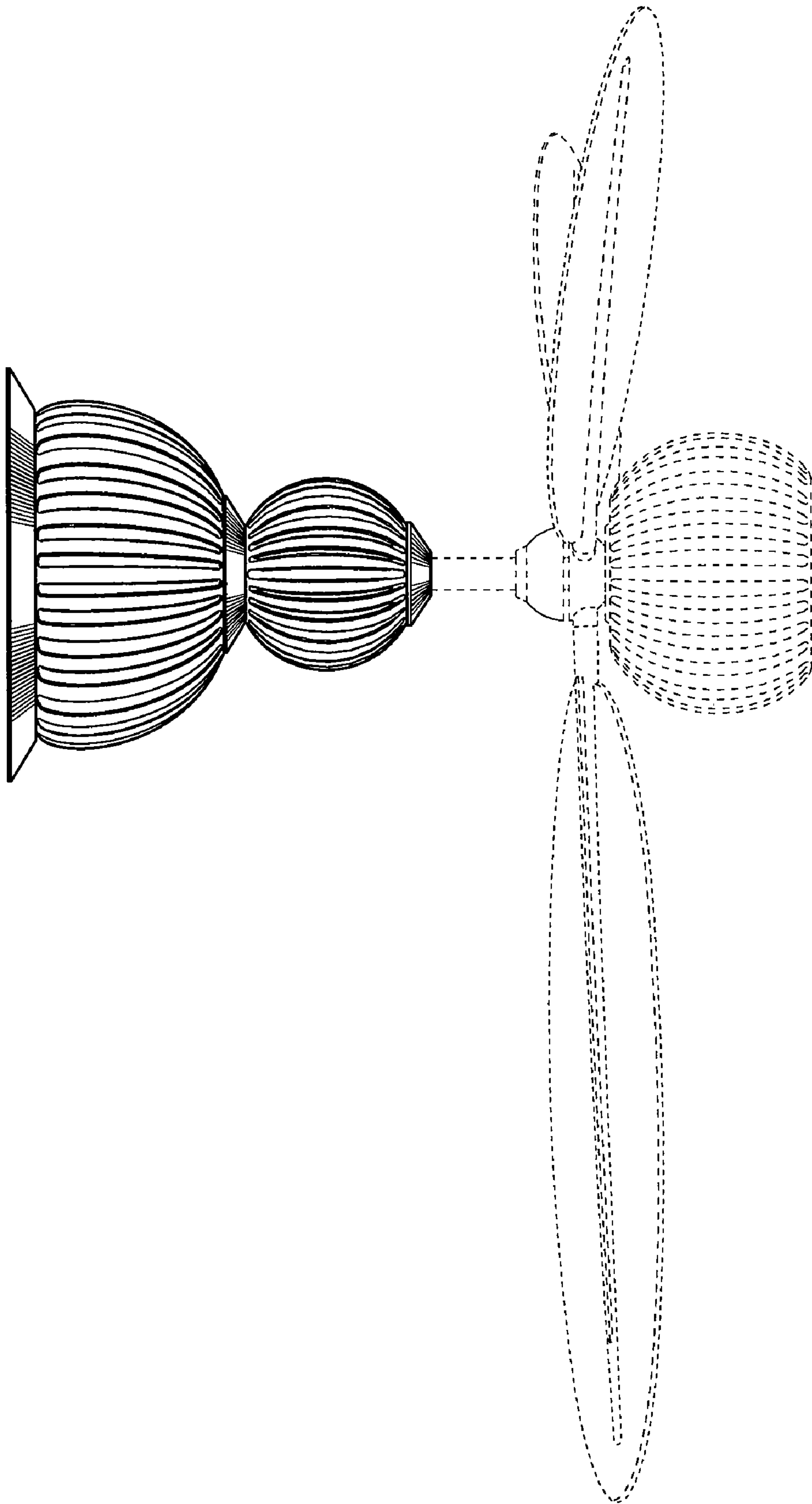
Fig.1



*Fig.2*



*Fig.3*



*Fig. 4*