

US00D554747S

(12) **United States Design Patent**
Bucher et al.

(10) **Patent No.:** **US D554,747 S**

(45) **Date of Patent:** **** Nov. 6, 2007**

(54) **ELECTRIC FAN**

D483,466 S * 12/2003 Shapiro D23/378
D514,687 S * 2/2006 Dooley D23/378

(75) Inventors: **John C. Bucher**, Hillsboro Beach, FL
(US); **Chad Ricker**, North Lauderdale,
FL (US)

* cited by examiner

Primary Examiner—Lisa Lichtenstein

(73) Assignee: **King of Fans, Inc.**, Ft. Lauderdale, FL
(US)

(74) *Attorney, Agent, or Firm*—Vedder Price Kaufman &
Kammholz

(**) Term: **14 Years**

(57) **CLAIM**

(21) Appl. No.: **29/246,791**

The ornamental design for an electric fan, as shown and
described.

(22) Filed: **May 10, 2006**

DESCRIPTION

(51) **LOC (8) Cl.** **23-04**

(52) **U.S. Cl.** **D23/378**

(58) **Field of Classification Search** D23/378,
D23/332, 381, 335, 337; 416/246, 247 R
See application file for complete search history.

FIG. 1 is a perspective view of an electric fan showing our
new design;

FIG. 2 is a front elevational view thereof;

FIG. 3 is a rear elevational view thereof;

FIG. 4 is a left side elevational view thereof;

FIG. 5 is a right side elevational view thereof;

FIG. 6 is a top plan view thereof; and,

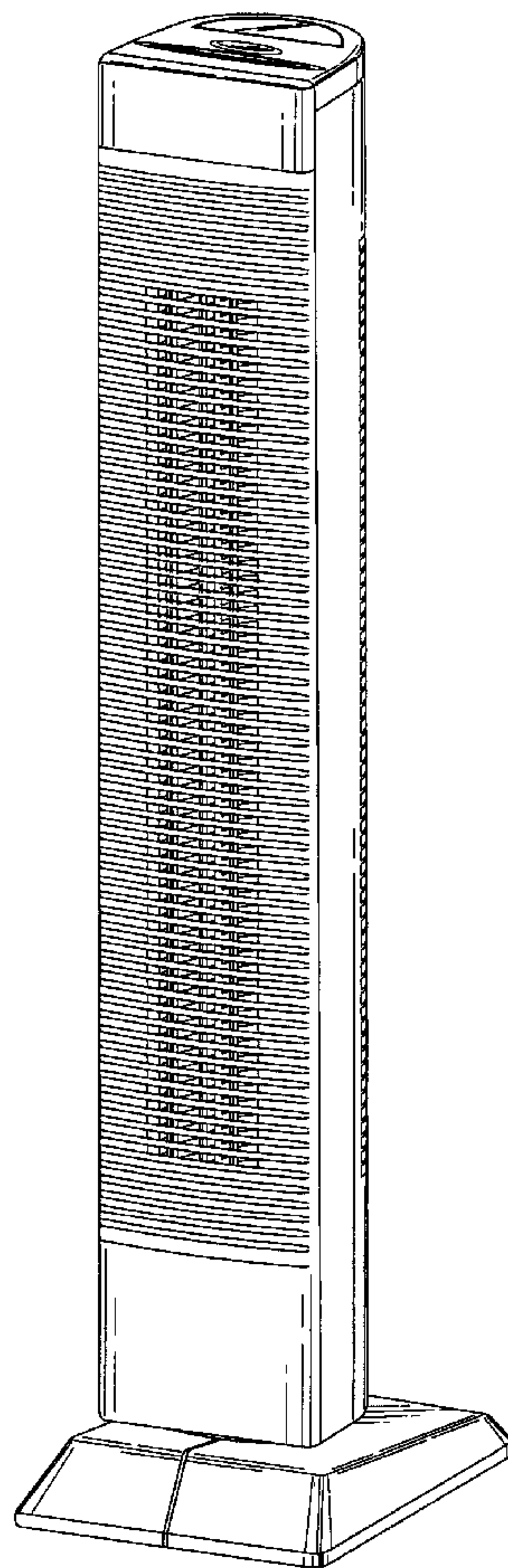
FIG. 7 is a bottom plan view thereof.

(56) **References Cited**

U.S. PATENT DOCUMENTS

D290,997 S * 7/1987 Utsuki et al. D23/378
D329,284 S * 9/1992 Patton D23/378
D389,567 S * 1/1998 Gudefin D23/378
D423,093 S * 4/2000 Fok D23/378

1 Claim, 6 Drawing Sheets



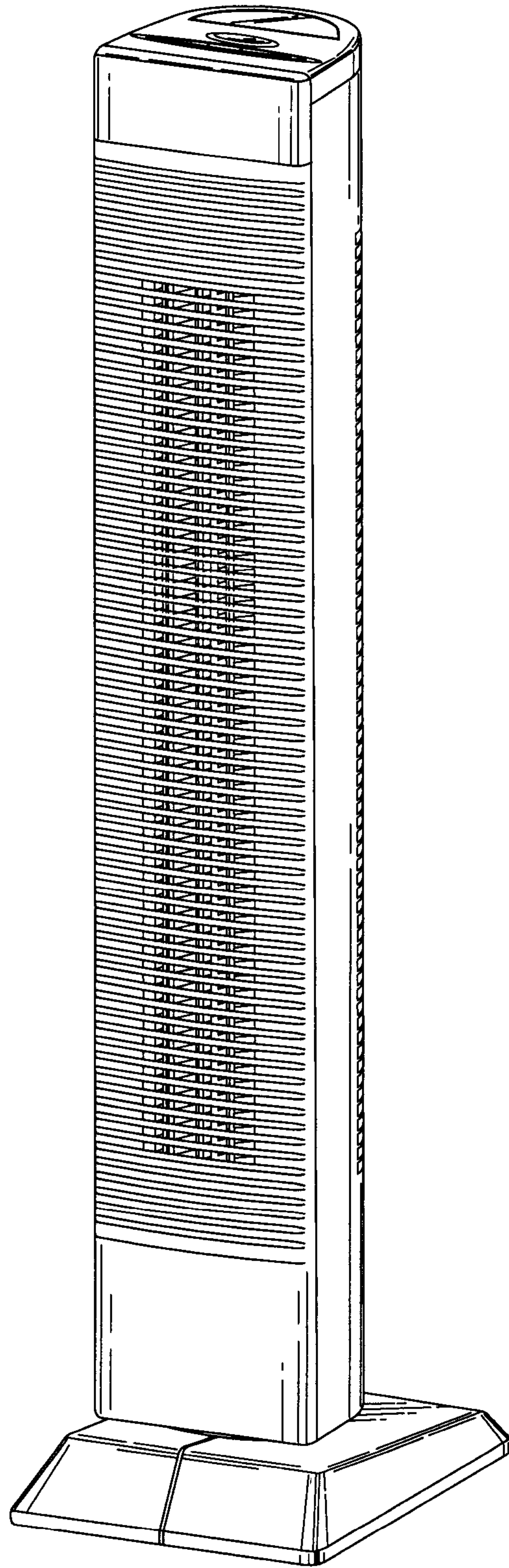


FIG. 1

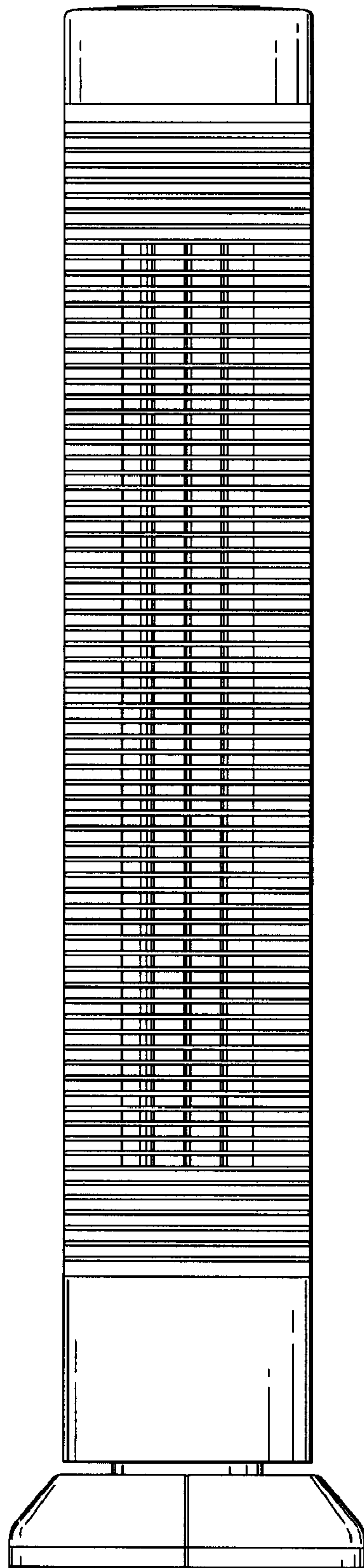


FIG. 2




FIG. 3

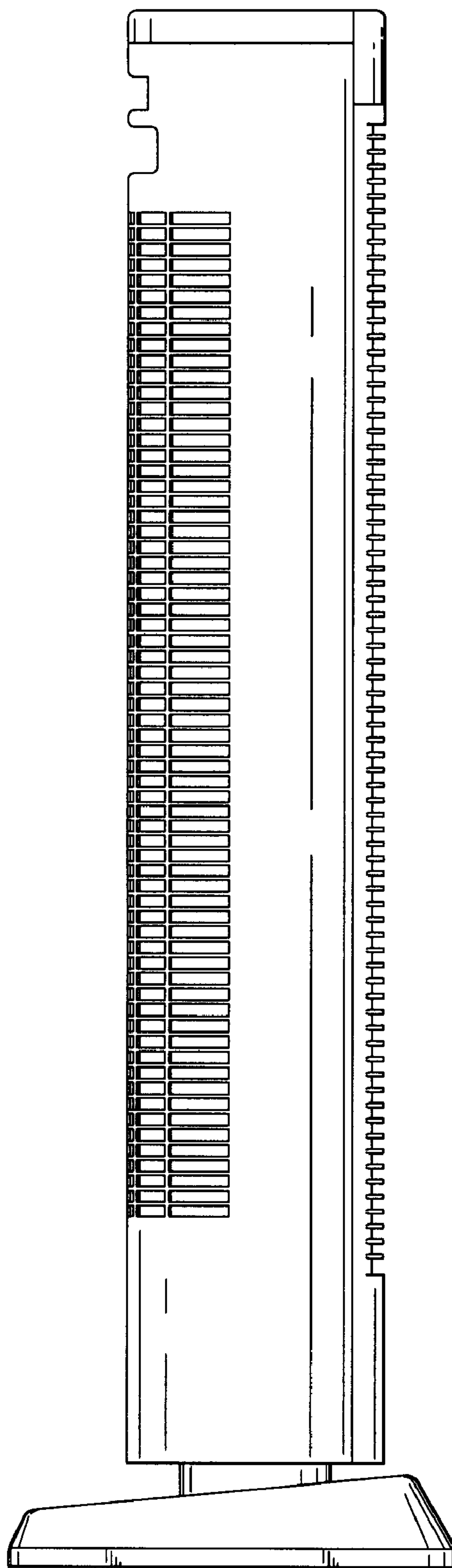


FIG. 4

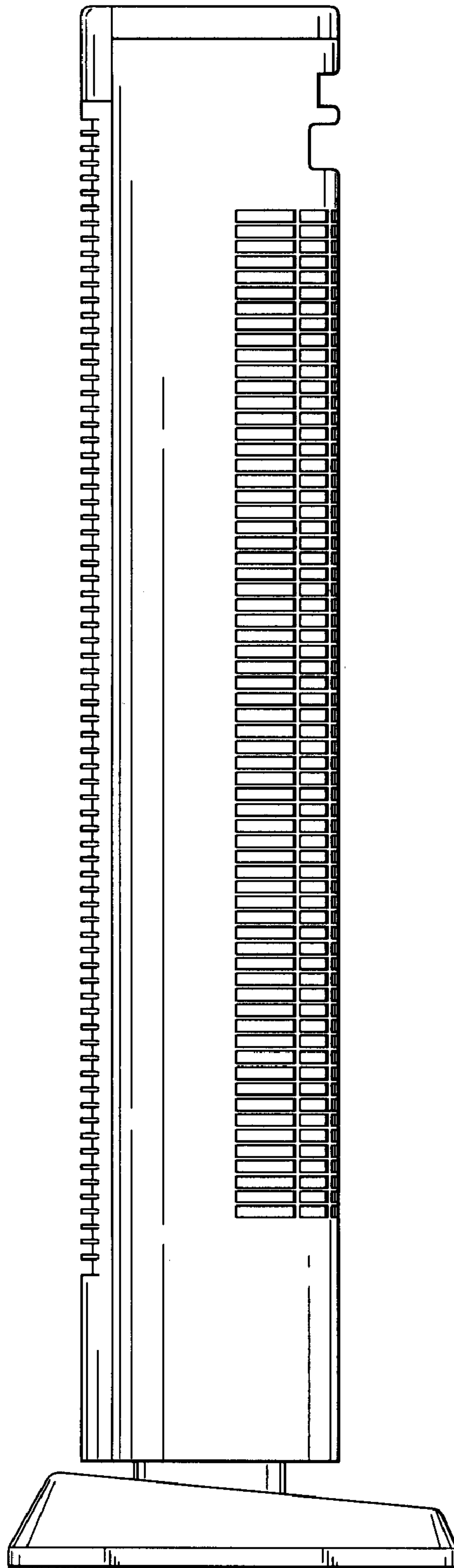


FIG. 5




FIG. 6

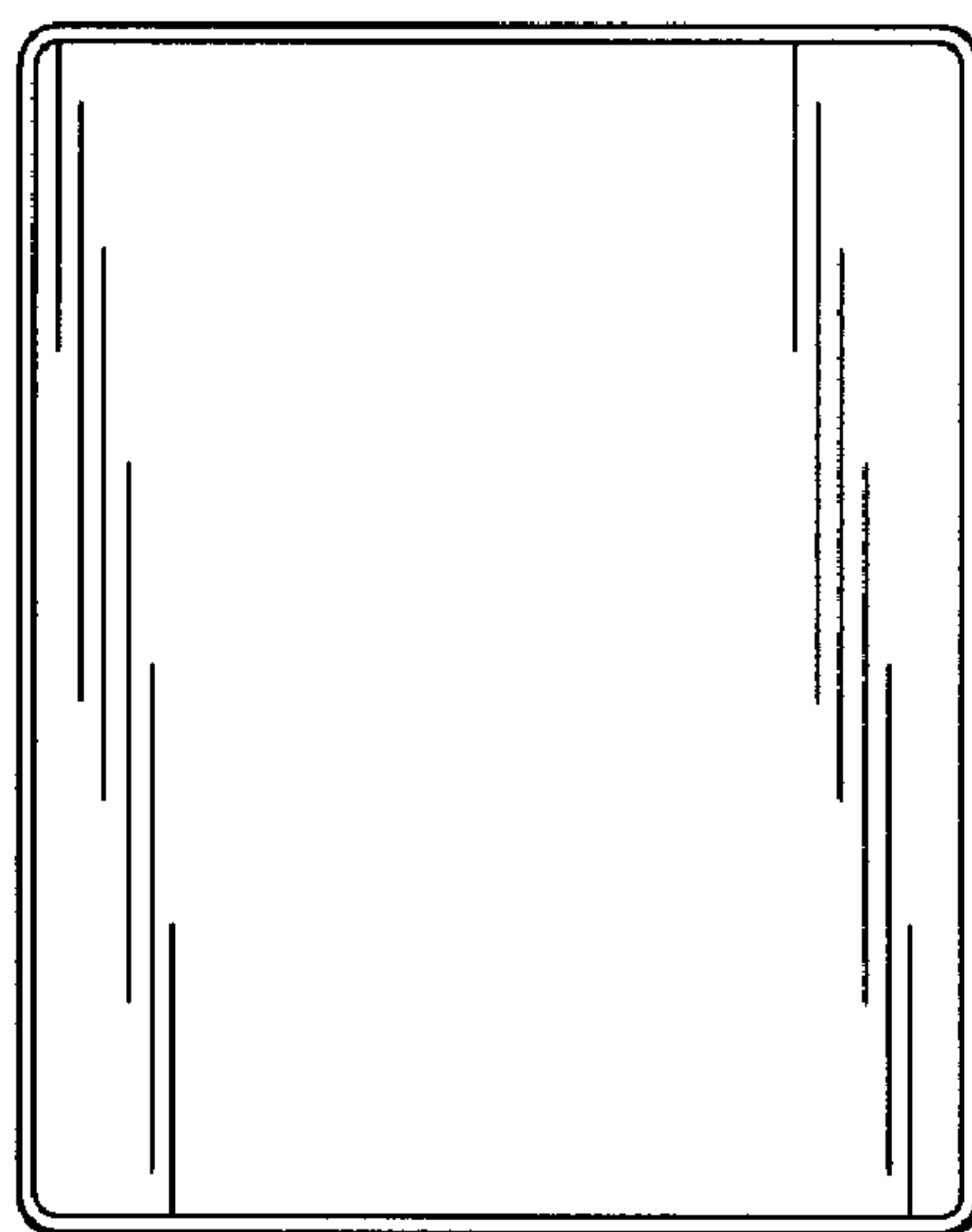


FIG. 7