



US00D554725S

(12) **United States Design Patent** (10) **Patent No.:** **US D554,725 S**
Park (45) **Date of Patent:** **** Nov. 6, 2007**

(54) **BALL MARKER FOR GOLF**

D517,149 S * 3/2006 Shutter et al. D21/794

* cited by examiner

(76) Inventor: **Jung Mo Park**, 193-32,
Nonhyeon-dong, Gangnam-gu, Seoul
(KR) 135-010

Primary Examiner—Mitchell Siegel
(74) *Attorney, Agent, or Firm*—Aaron Winingar; Thelen
Reid Brown Raysman & Steiner

(**) Term: **14 Years**

(57) **CLAIM**

(21) Appl. No.: **29/249,064**

The ornamental design for a ball marker for golf, as shown
and described.

(22) Filed: **Sep. 19, 2006**

(51) **LOC (8) Cl.** **21-02**

DESCRIPTION

(52) **U.S. Cl.** **D21/793**

FIG. 1 is a perspective view of a ball marker according to the
present invention.

(58) **Field of Classification Search** D21/789,

FIG. 2 is a front view thereof according to the present
invention, the rear side view being identical.

D21/793, 794; 473/285, 406; 404/12, 15
See application file for complete search history.

FIG. 3 is a left side view thereof according to the present
invention, the right side view being identical.

(56) **References Cited**

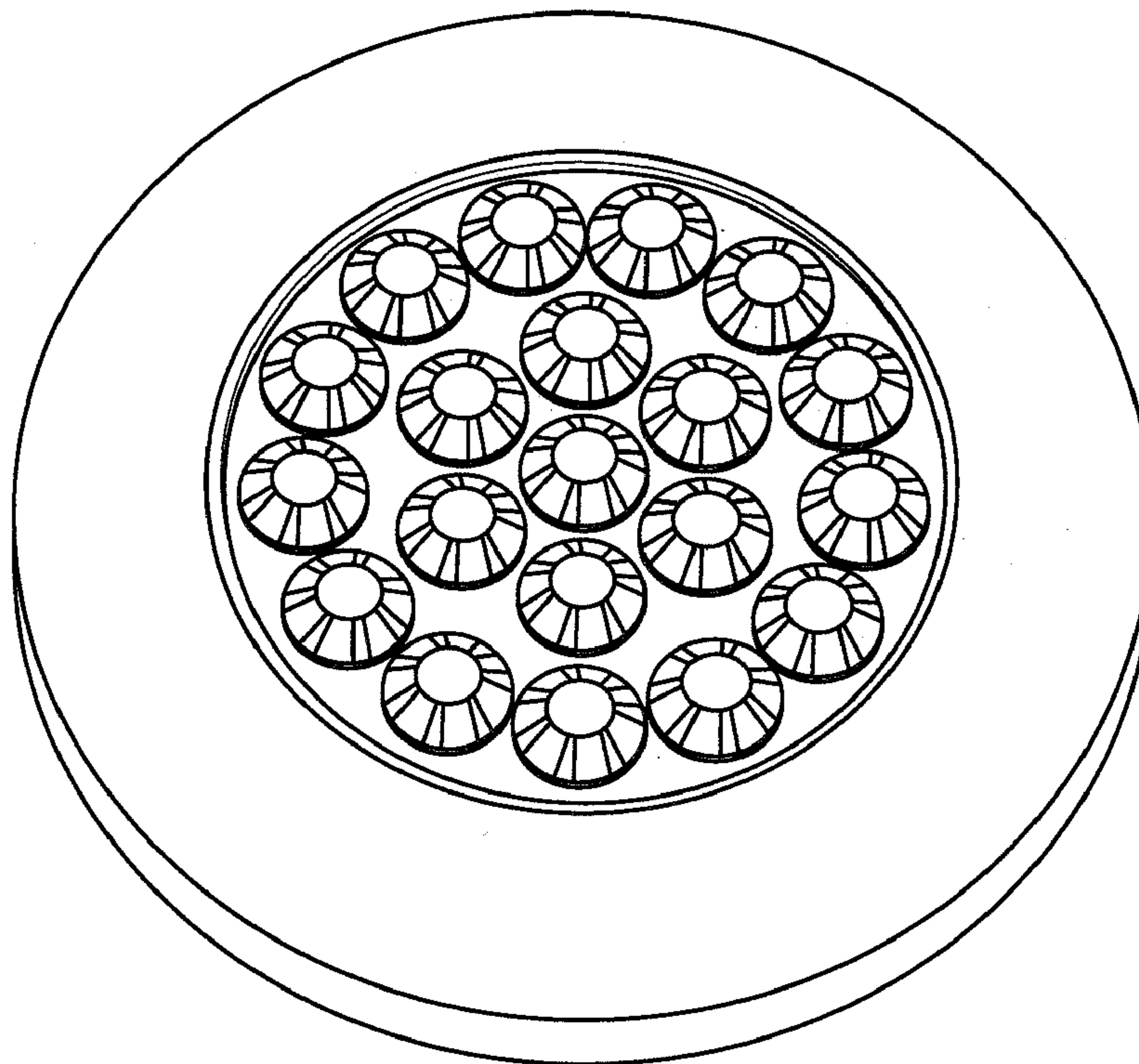
U.S. PATENT DOCUMENTS

1,789,525	A *	1/1931	Hoff	404/15
6,079,899	A *	6/2000	Green	404/12
D446,837	S *	8/2001	Tate	D21/794
D462,102	S *	8/2002	Urbik	D21/794
D480,444	S *	10/2003	Marchessault et al.	D21/794

FIG. 4 is a top view thereof according to the present
invention; and,

FIG. 5 is a bottom view thereof according to the present
invention.

1 Claim, 5 Drawing Sheets



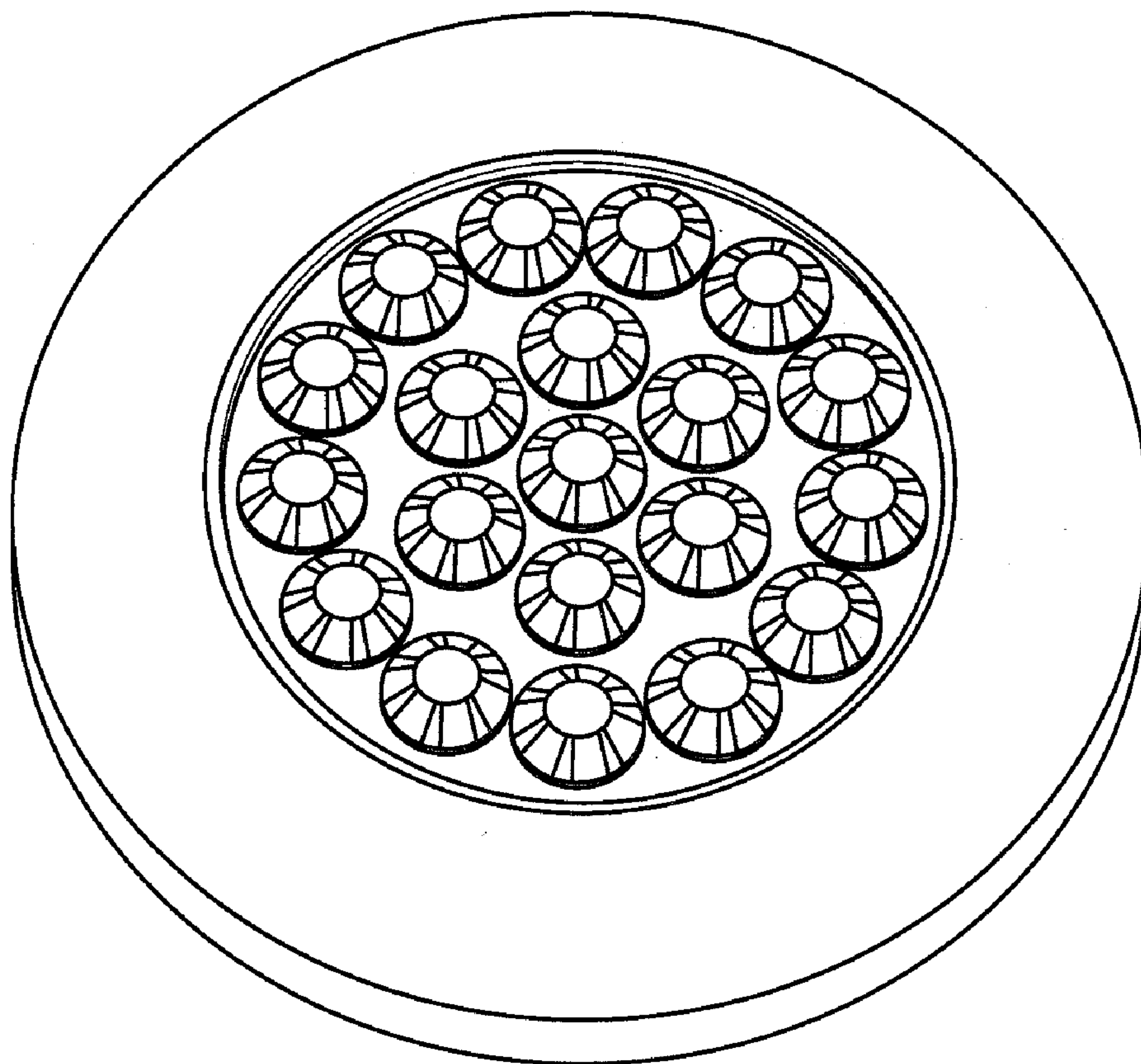


FIG. 1

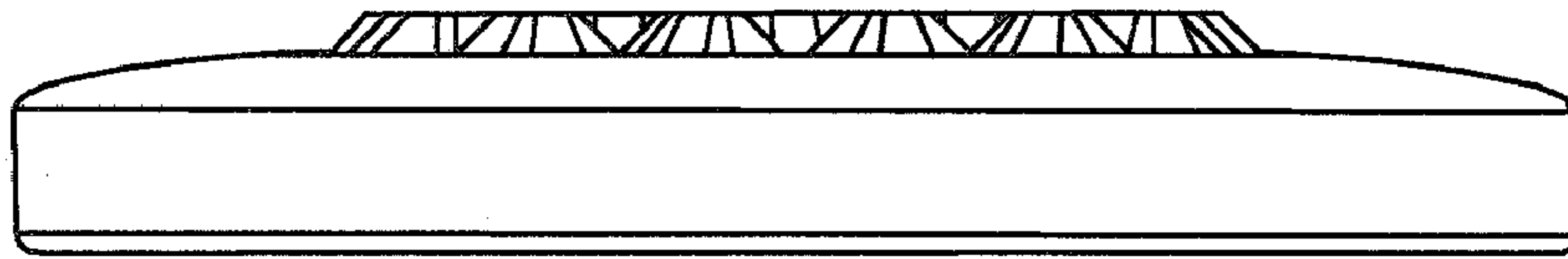


FIG. 2




FIG. 3




FIG. 4




FIG. 5