



US00D554701S

(12) **United States Design Patent**
Kranz

(10) **Patent No.:** **US D554,701 S**

(45) **Date of Patent:** **** Nov. 6, 2007**

(54) **ENVELOPE WITH MULTIPLE POCKETS**

(75) Inventor: **Richard Kranz**, Leawood, KS (US)

(73) Assignee: **Tension Envelope Corporation**,
Kansas City, MO (US)

(**) Term: **14 Years**

(21) Appl. No.: **29/275,413**

(22) Filed: **Dec. 22, 2006**

Related U.S. Application Data

(63) Continuation-in-part of application No. 10/776,722,
filed on Feb. 11, 2004.

(51) **LOC (8) Cl.** **19-01**

(52) **U.S. Cl.** **D19/3**

(58) **Field of Classification Search** D19/1-12,
D19/26-34; 229/67.3, 67.4, 72, 75, 302,
229/305, 921; 206/424

See application file for complete search history.

(56) **References Cited**

U.S. PATENT DOCUMENTS

1,220,515	A *	3/1917	Kantro	229/72
2,519,405	A *	8/1950	Schwinger	229/72
3,395,851	A *	8/1968	Allison	229/72
3,540,646	A *	11/1970	Kizler	229/72
3,718,276	A *	2/1973	Vandergrift et al.	229/72
4,047,661	A *	9/1977	Klein	229/70
4,129,214	A *	12/1978	Gendron	229/313

5,060,847	A *	10/1991	Angus	229/70
6,851,600	B1 *	2/2005	Fus, Sr.	229/72
6,959,508	B2 *	11/2005	Watkins et al.	40/641
6,981,587	B2 *	1/2006	Gerrie	206/232
2005/0173500	A1 *	8/2005	Kranz	229/72

* cited by examiner

Primary Examiner—Louis S. Zarfes

Assistant Examiner—Susan E Krakower

(74) *Attorney, Agent, or Firm*—Lathrop & Gage LC

(57) **CLAIM**

The ornamental design for an envelope with multiple pockets, as shown and described.

DESCRIPTION

FIG. 1 is a perspective view of the envelope with multiple pockets, showing the new design;

FIG. 2 is a front view of the envelope with multiple pockets;

FIG. 3 is a rear view of the envelope with multiple pockets;

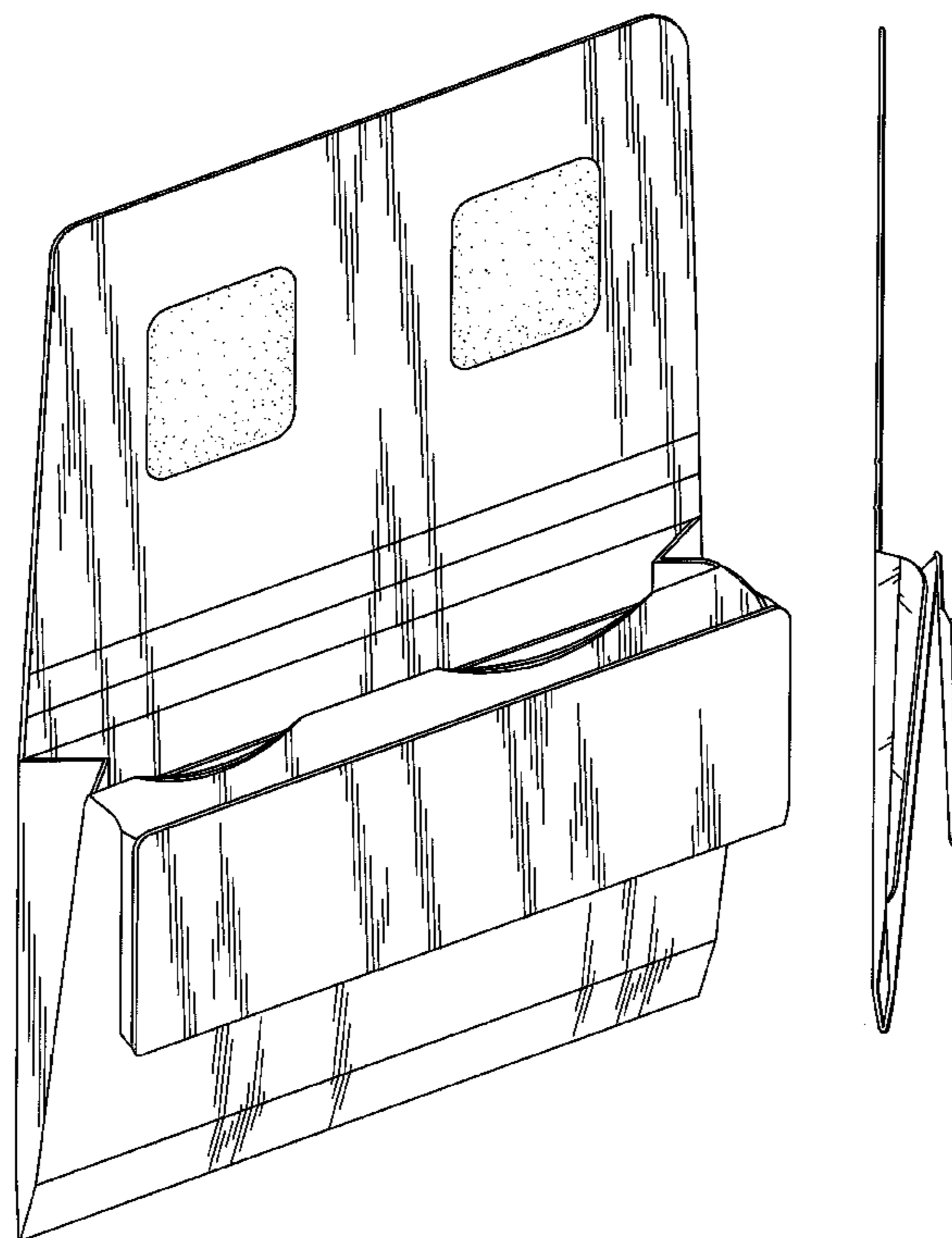
FIG. 4 is a left side view of the envelope with multiple pockets;

FIG. 5 is a right side view of the envelope with multiple pockets;

FIG. 6 is a top view of the envelope with multiple pockets; and,

FIG. 7 is a bottom view of the envelope with multiple pockets.

1 Claim, 5 Drawing Sheets



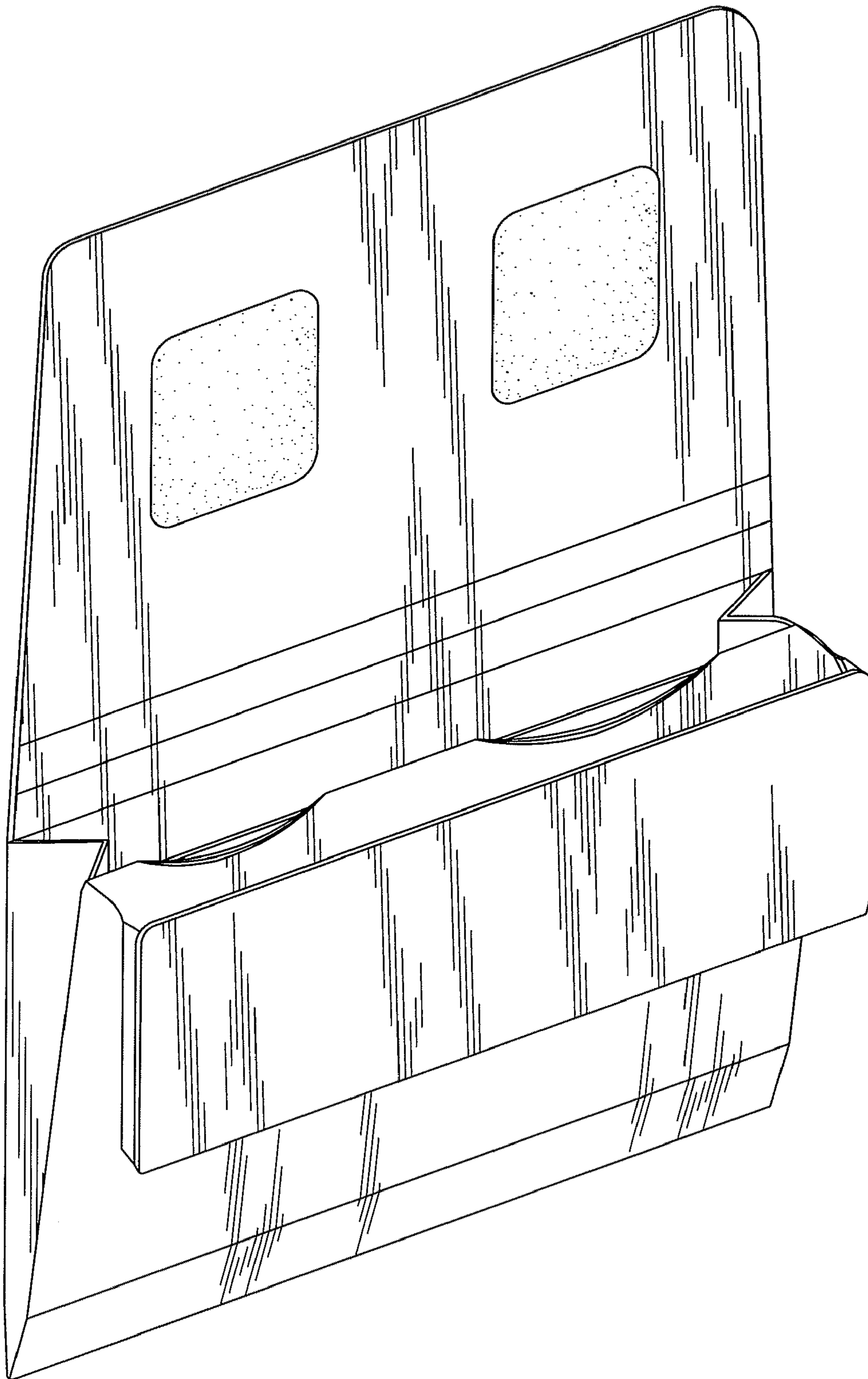


FIG. 1

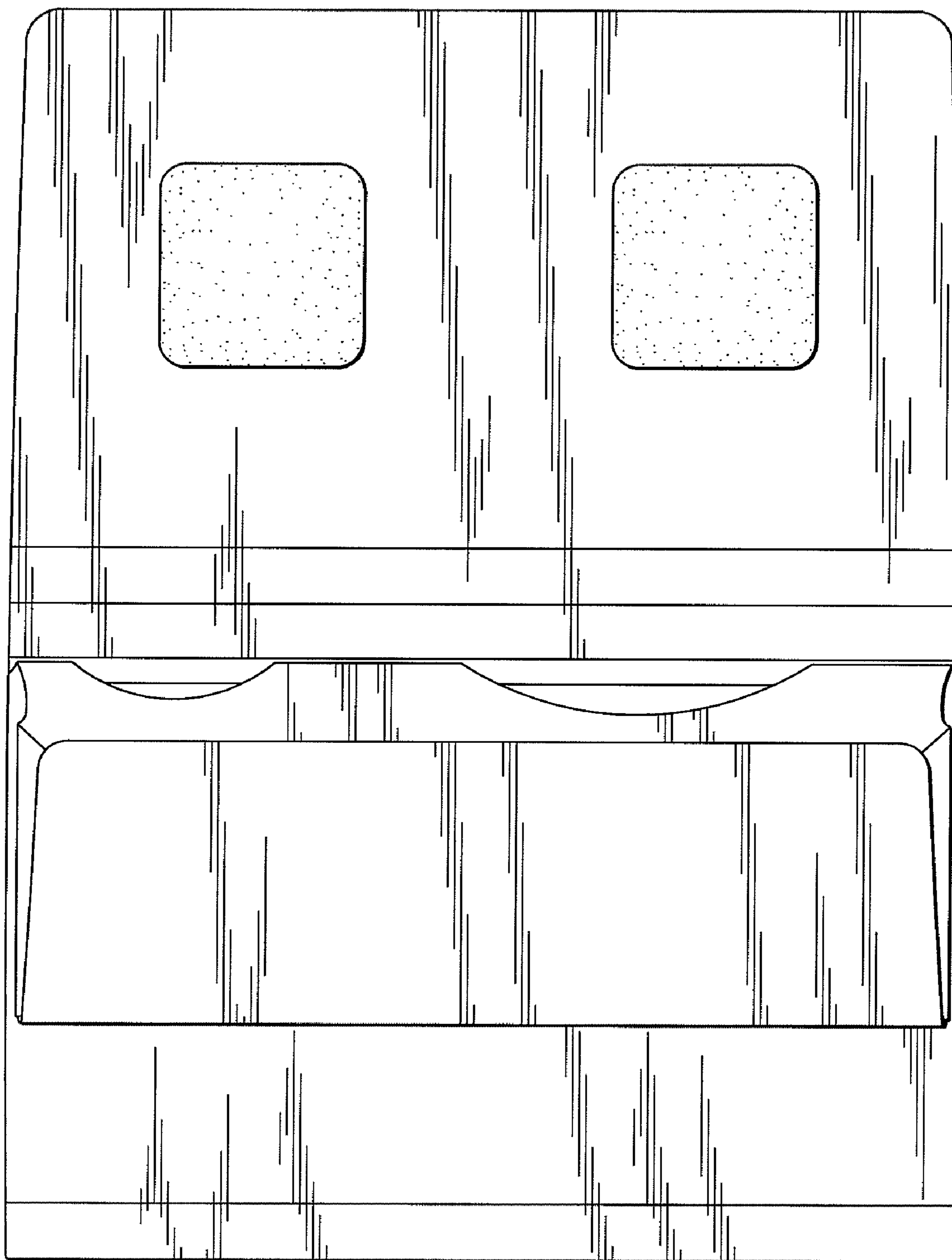


FIG. 2

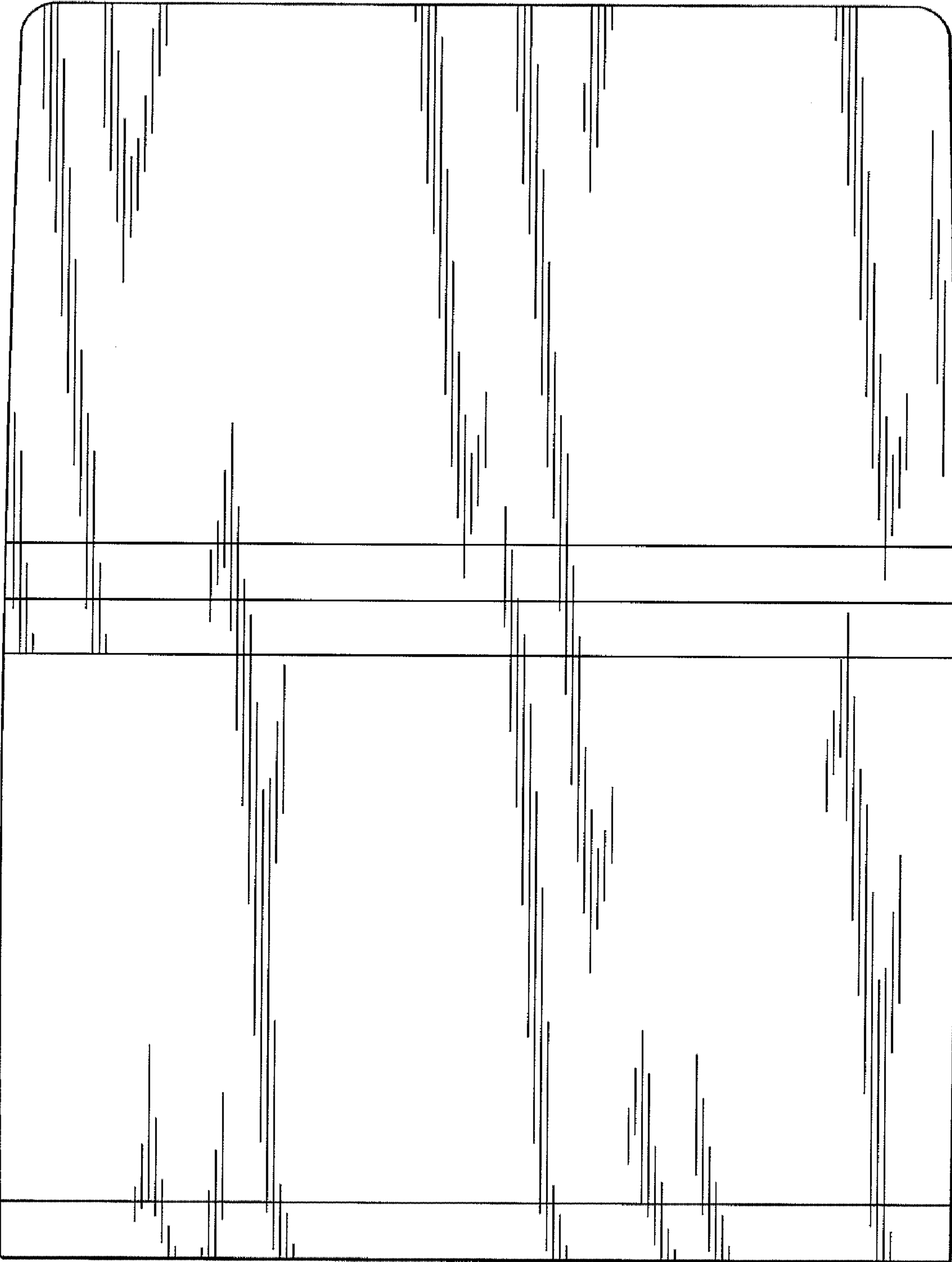


FIG. 3

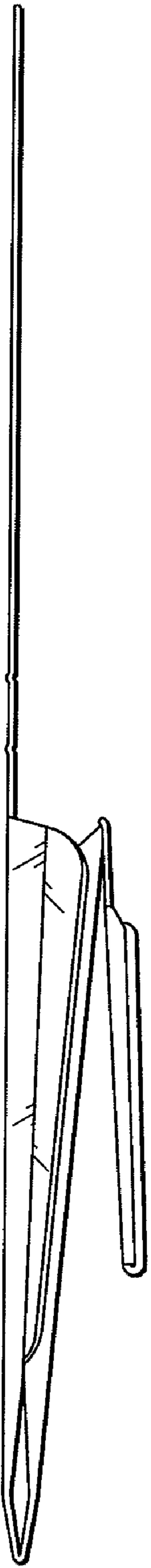


FIG. 4

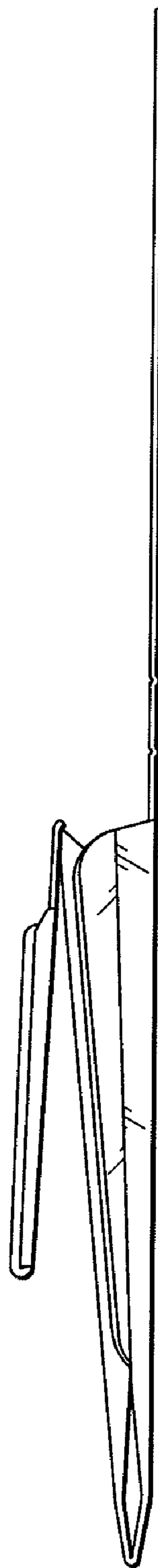


FIG. 5




FIG. 6




FIG. 7