



US00D554692S

(12) **United States Design Patent**
Utsunomiya et al.

(10) **Patent No.:** **US D554,692 S**

(45) **Date of Patent:** **** Nov. 6, 2007**

(54) **ELECTRONIC KEYBOARD MUSICAL INSTRUMENT**

(75) Inventors: **Ryo Utsunomiya**, Tokyo (JP);
Yukihiko Ida, Higashikurume (JP)

(73) Assignee: **Casio Keisanki Kabushiki Kaisha**,
Tokyo (JP)

(**) Term: **14 Years**

(21) Appl. No.: **29/285,141**

(22) Filed: **Mar. 22, 2007**

(51) **LOC (8) Cl.** **17-01**

(52) **U.S. Cl.** **D17/1**

(58) **Field of Classification Search** D17/1,
D17/2, 7, 9; 84/13, 17, 172, 174, 176, 423 R,
84/718-720, DIG. 1
See application file for complete search history.

(56) **References Cited**

U.S. PATENT DOCUMENTS

4,468,999	A *	9/1984	Bonanno	84/687
D506,494	S *	6/2005	Nishizawa	D17/1
D526,676	S *	8/2006	Utsunomiya et al.	D17/1
D532,815	S *	11/2006	Utsunomiya et al.	D17/1
2004/0112199	A1 *	6/2004	Ishihara et al.	84/423 R
2007/0012162	A1 *	1/2007	Saito	84/478

OTHER PUBLICATIONS

RCD#000313085-0001, May 2005, United Kingdom, Utsunomiya, R.*

RCD#000156443-0001, May 2006, United Kingdom, Nishizawa, N.*

* cited by examiner

Primary Examiner—Ian Simmons

Assistant Examiner—R. Johnson

(74) *Attorney, Agent, or Firm*—Frishauf, Holtz, Goodman & Chick, P.C.

(57) **CLAIM**

The ornamental design for an electronic keyboard musical instrument, as shown.

DESCRIPTION

FIG. 1 is a front, left side, bottom perspective view of an electronic keyboard musical instrument showing our new design;

FIG. 2 is a front elevational view thereof;

FIG. 3 is a rear elevational view thereof;

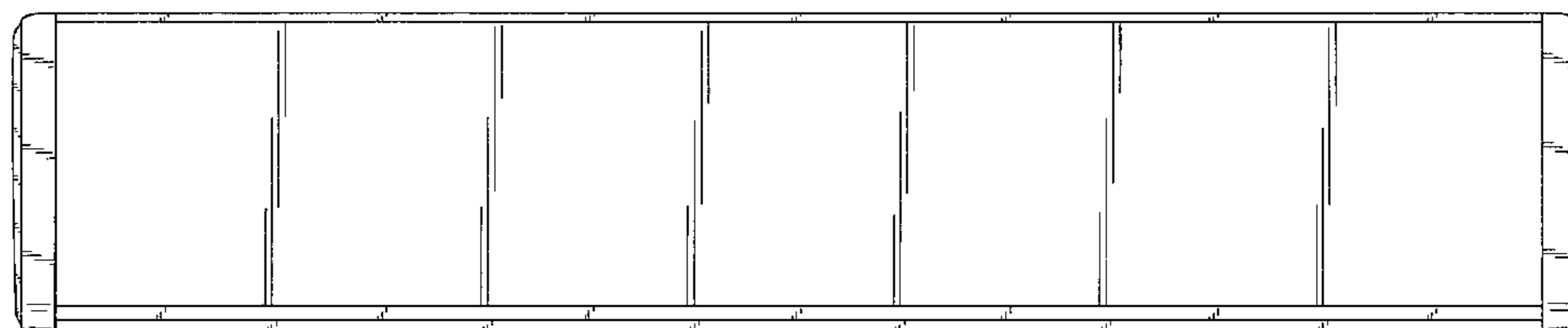
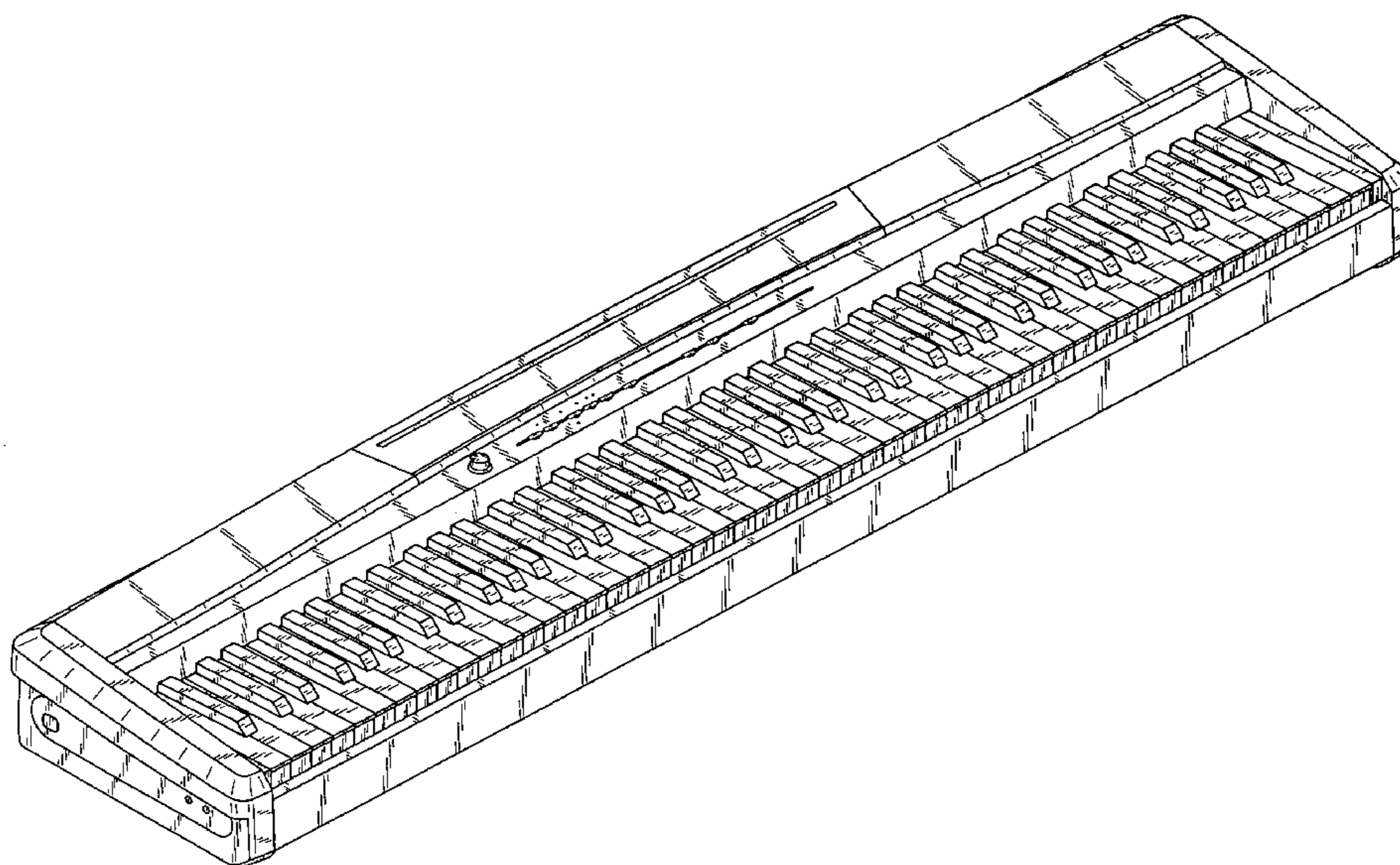
FIG. 4 is a left side view thereof;

FIG. 5 is a right side view thereof;

FIG. 6 is a top plan view thereof; and,

FIG. 7 is a bottom plan view thereof.

1 Claim, 5 Drawing Sheets



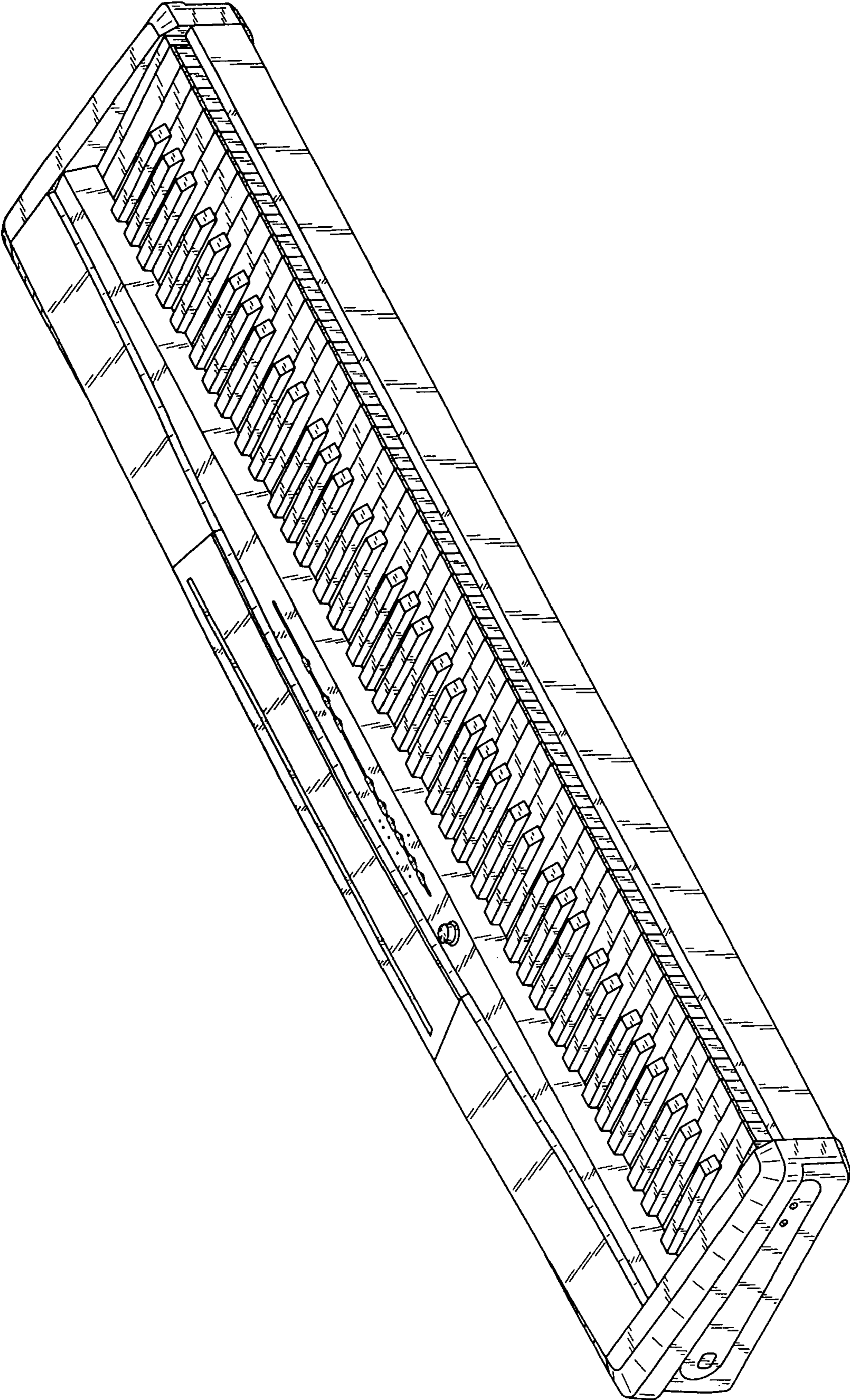


FIG. 1

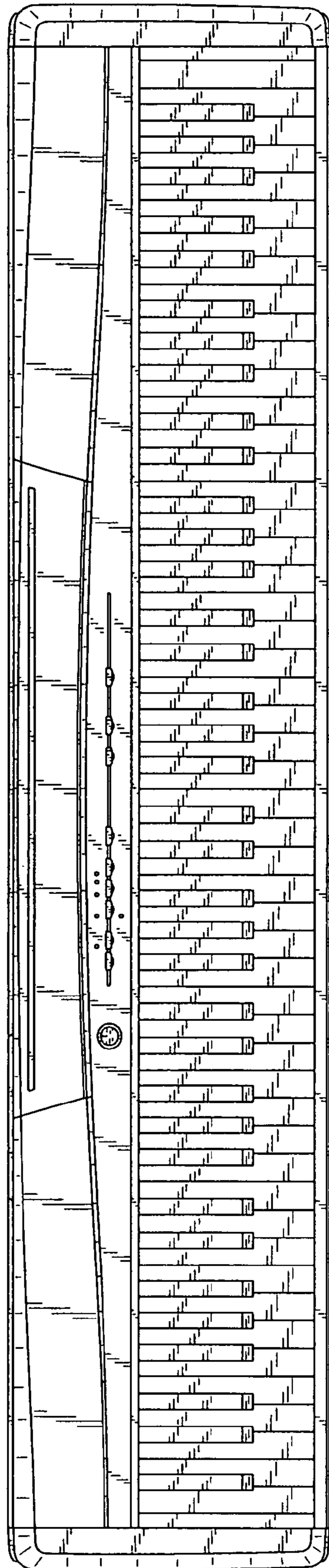


FIG. 2




FIG. 3

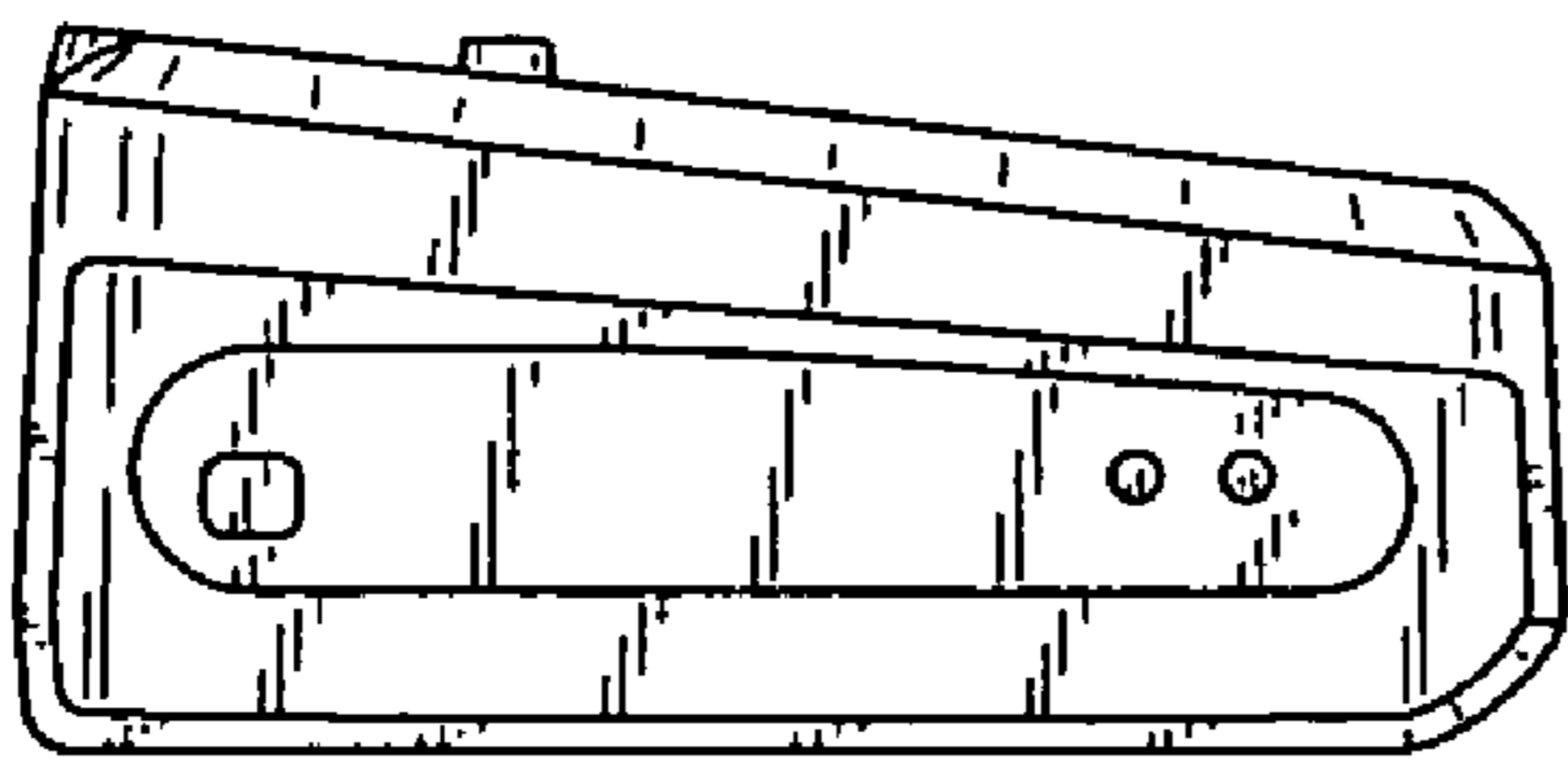
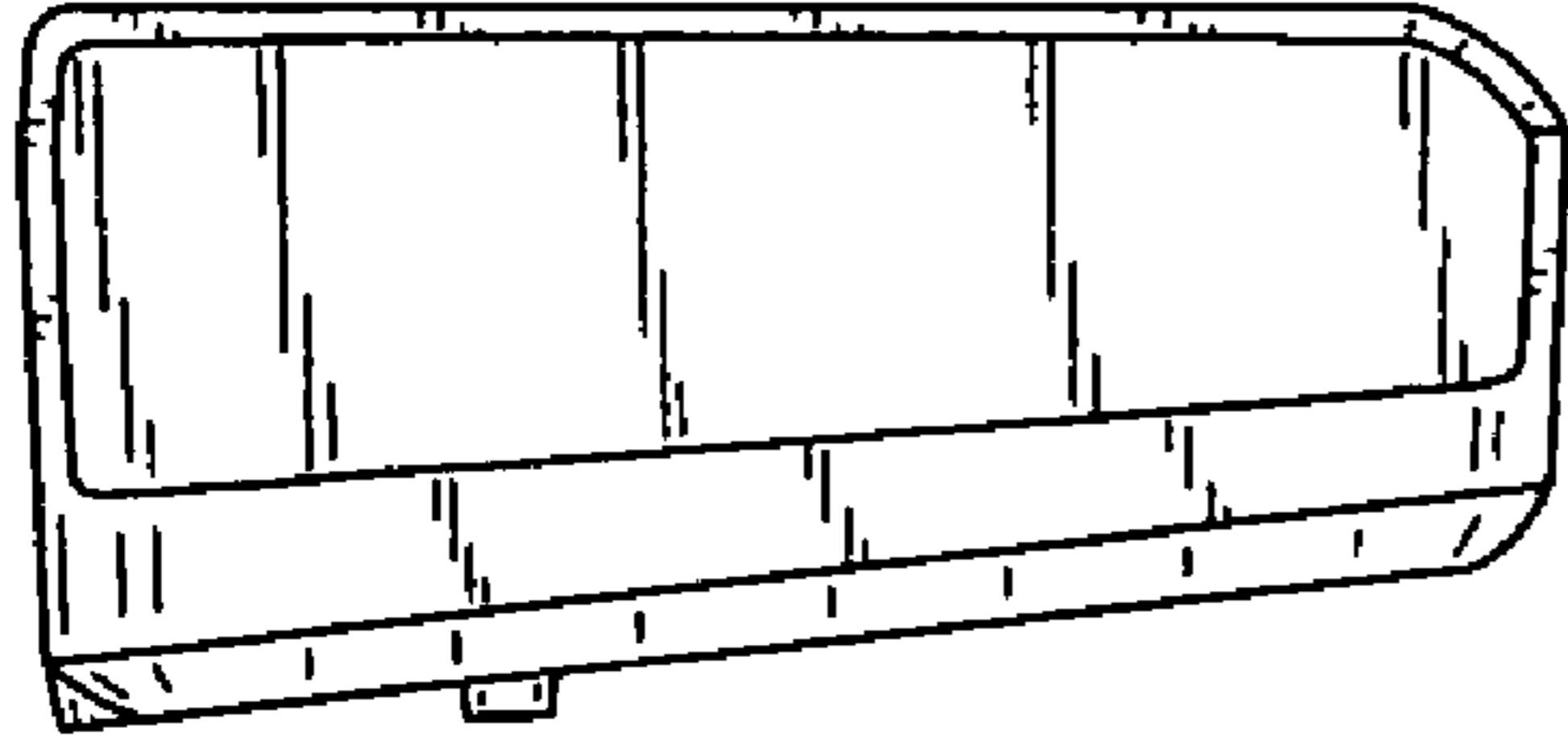


FIG. 4

FIG. 5

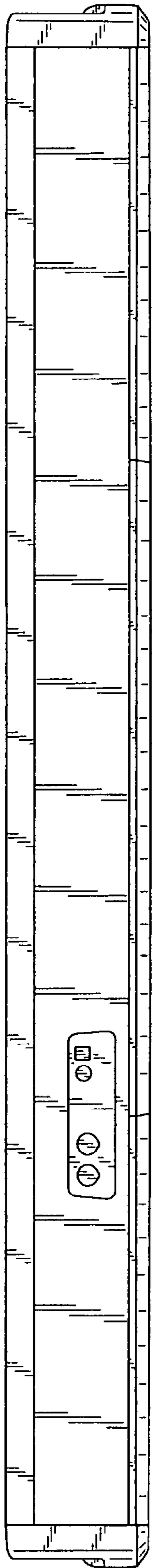


FIG. 6



FIG. 7