



US00D554677S

(12) **United States Design Patent**  
**Yoshii**

(10) **Patent No.:** **US D554,677 S**  
(45) **Date of Patent:** **\*\* Nov. 6, 2007**

(54) **DIGITAL CAMERA**

(75) Inventor: **Kazuto Yoshii**, Osaka (JP)

(73) Assignee: **Sanyo Electric Co., Ltd.**, Osaka (JP)

(\*\*) Term: **14 Years**

(21) Appl. No.: **29/245,941**

(22) Filed: **Dec. 30, 2005**

(30) **Foreign Application Priority Data**

Jul. 11, 2005 (JP) ..... 2005-020155

(51) **LOC (8) Cl.** ..... **16-01**

(52) **U.S. Cl.** ..... **D16/202**

(58) **Field of Classification Search** ..... D16/200–204,  
D16/208, 218; 348/373–376; 358/909.1;  
396/6, 535, 536–541

See application file for complete search history.

(56) **References Cited**

**U.S. PATENT DOCUMENTS**

D494,203 S *	8/2004	Yoo	.....	D16/202
D503,731 S *	4/2005	Kinemura et al.	.....	D16/202
D503,946 S *	4/2005	Chao et al.	.....	D16/218
D516,107 S *	2/2006	Kim	.....	D16/202
D521,043 S *	5/2006	Takagi	.....	D16/202
D522,555 S *	6/2006	Choi	.....	D16/202
D532,029 S *	11/2006	Kim	.....	D16/202
2003/0103768 A1 *	6/2003	Oshima	.....	396/6

**FOREIGN PATENT DOCUMENTS**

JP D1068591 \* 5/2000

JP	D1177230 S	6/2003
JP	D1184412 S	9/2003
JP	D1196060 S	2/2004
JP	D1198730 S	3/2004
JP	D1198734 S	3/2004
JP	D1223488 S	11/2004

\* cited by examiner

*Primary Examiner*—Adir Aronovich

(74) *Attorney, Agent, or Firm*—Darby & Darby

(57) **CLAIM**

The ornamental design for a digital camera, as shown and described.

**DESCRIPTION**

FIG. 1 is a front, top, right-side perspective view of my new design for a digital camera;

FIG. 2 is a rear, top, left-side perspective view thereof;

FIG. 3 is a front elevation view thereof;

FIG. 4 is a rear elevation view thereof;

FIG. 5 is a top plan view thereof;

FIG. 6 is a bottom plan view thereof;

FIG. 7 is a left-side elevation view thereof; and,

FIG. 8 is a right-side elevation view thereof.

**1 Claim, 3 Drawing Sheets**

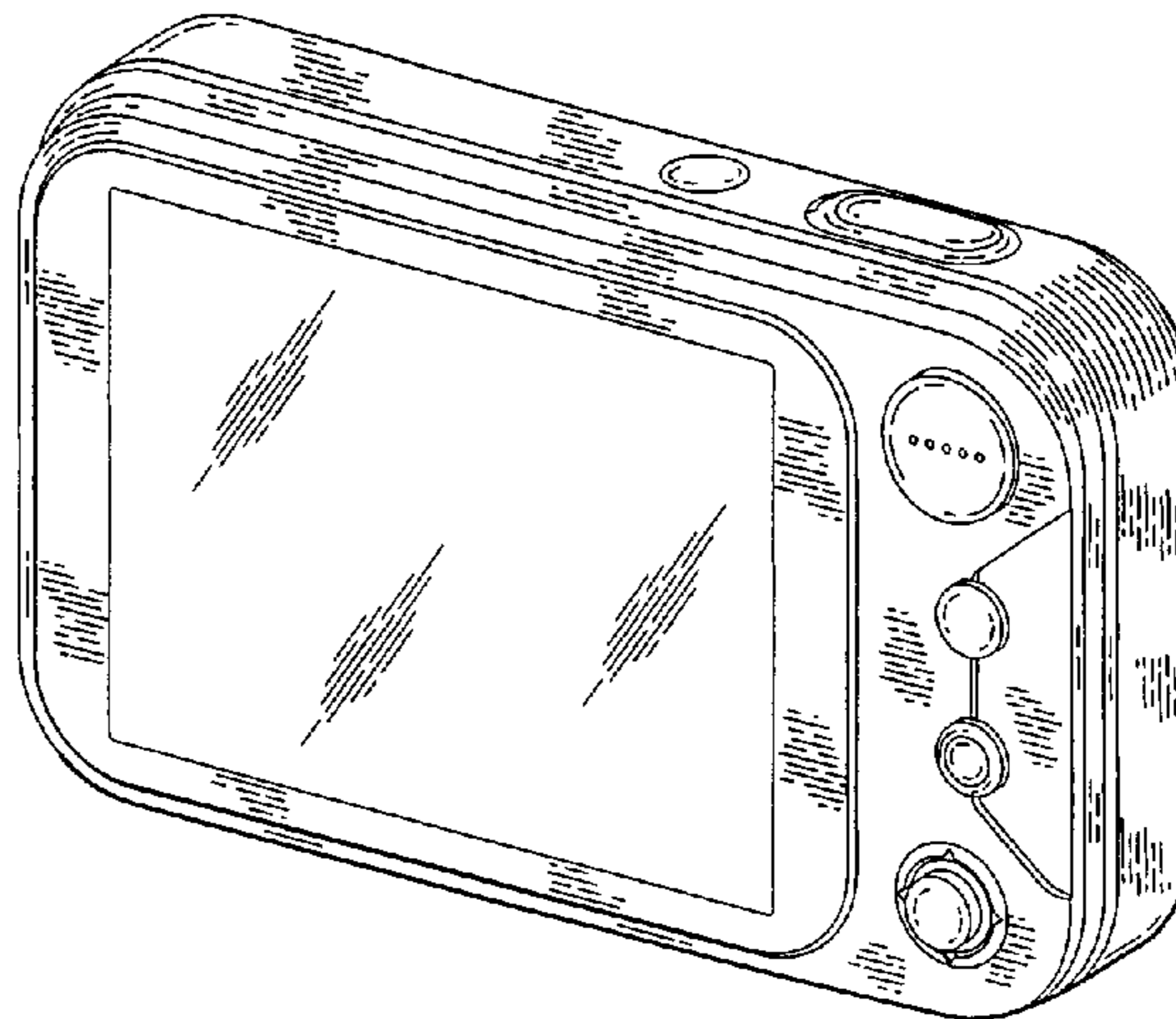



FIG. 2

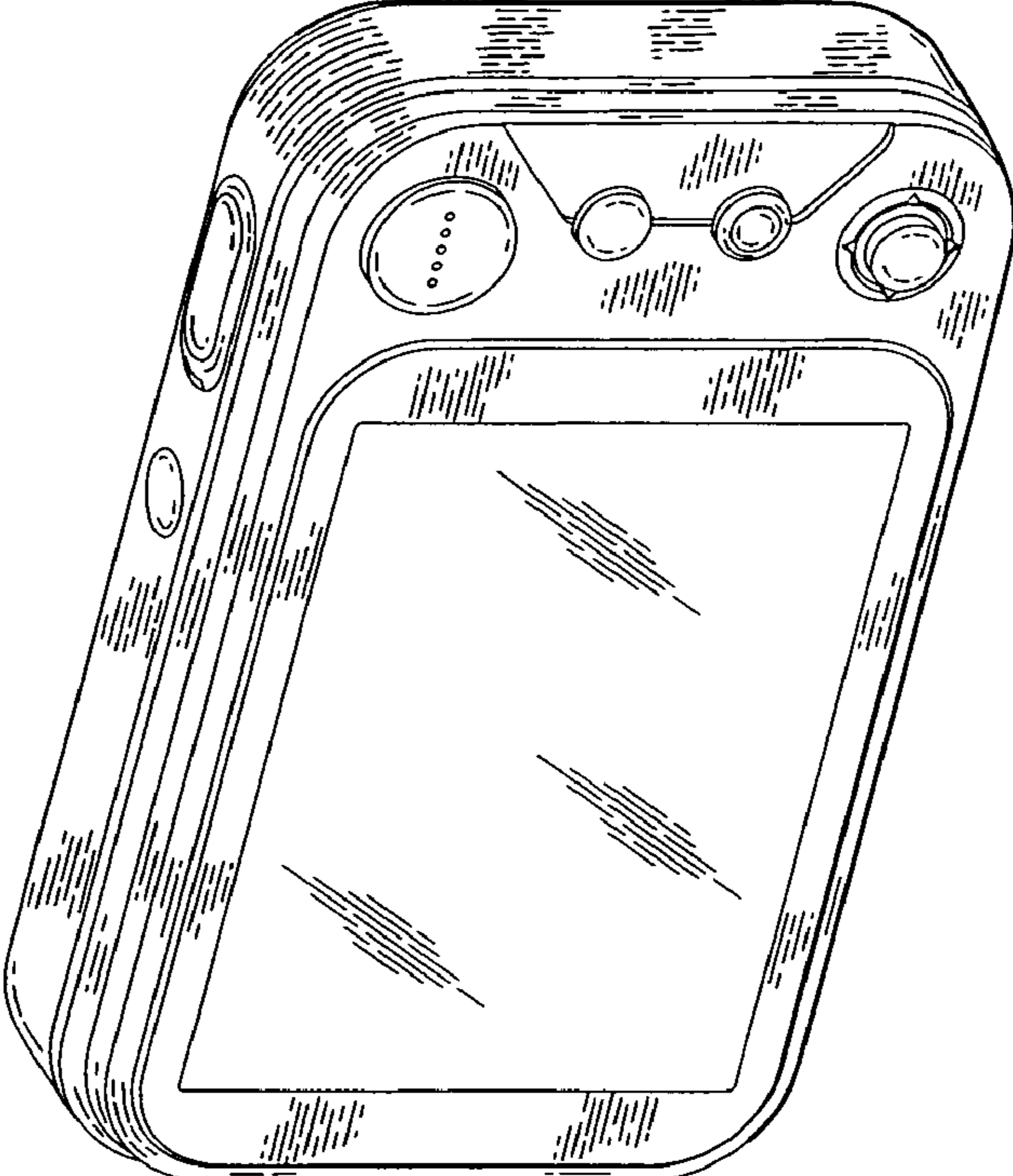


FIG. 1

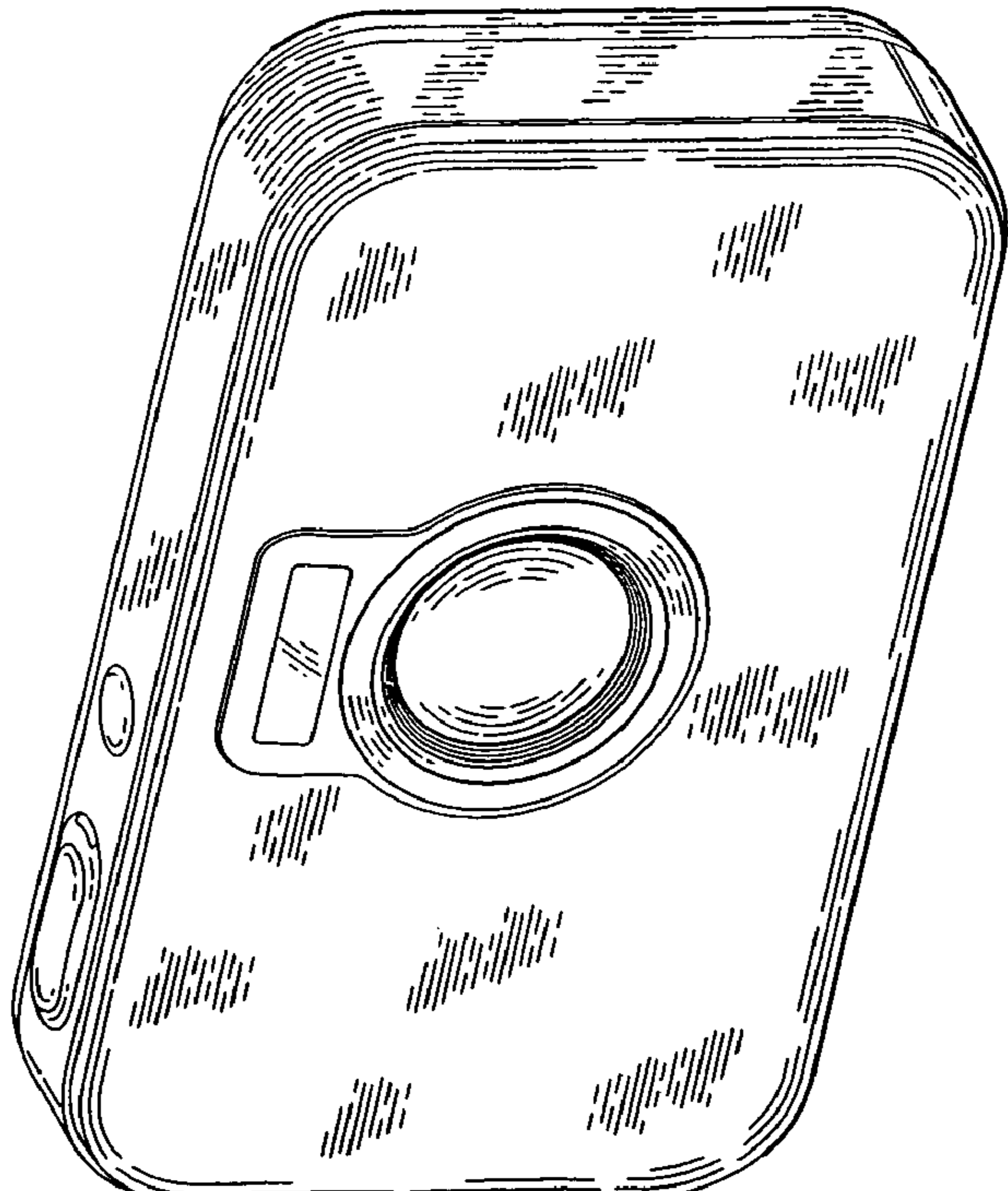


FIG. 4

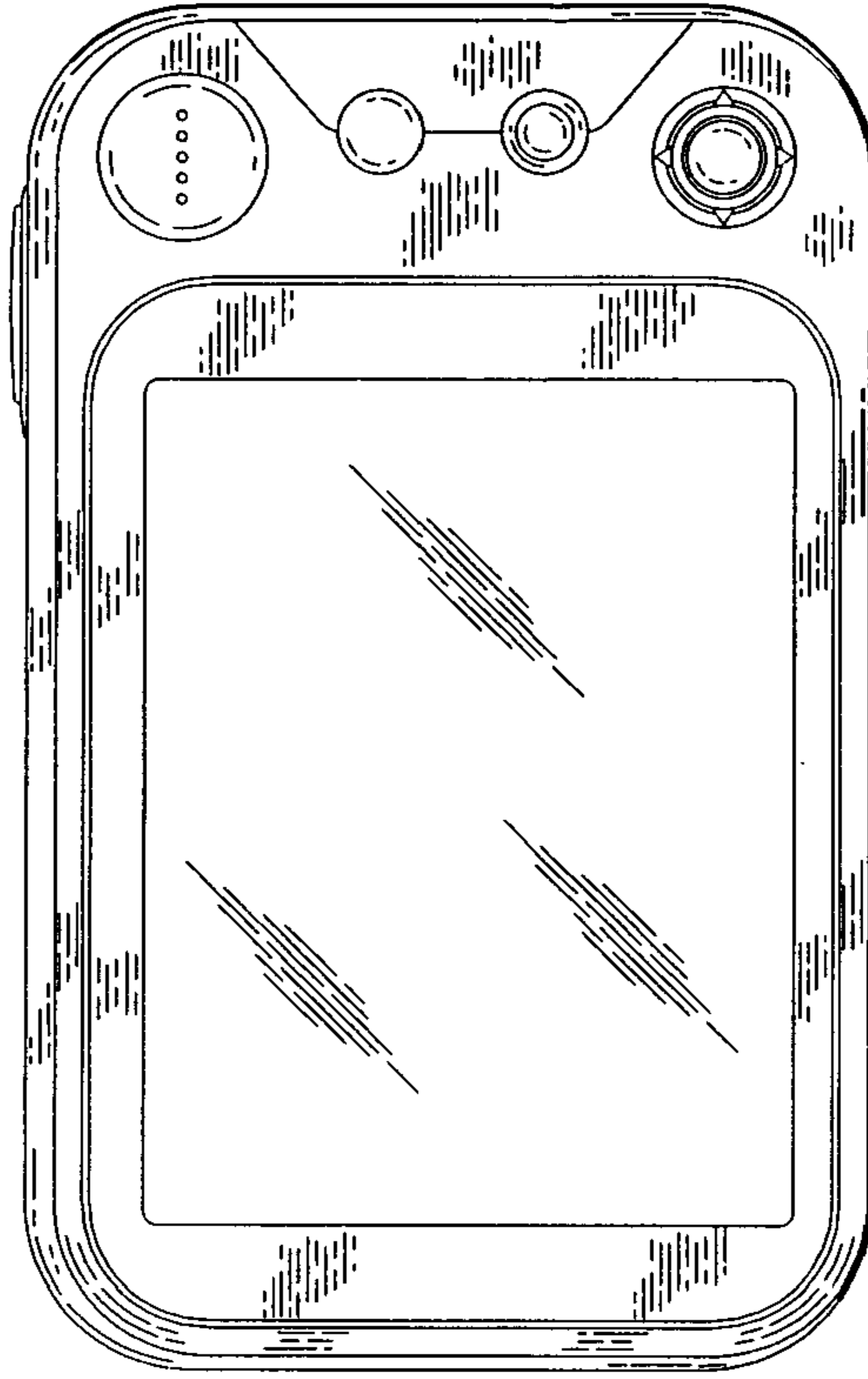


FIG. 3




FIG. 5

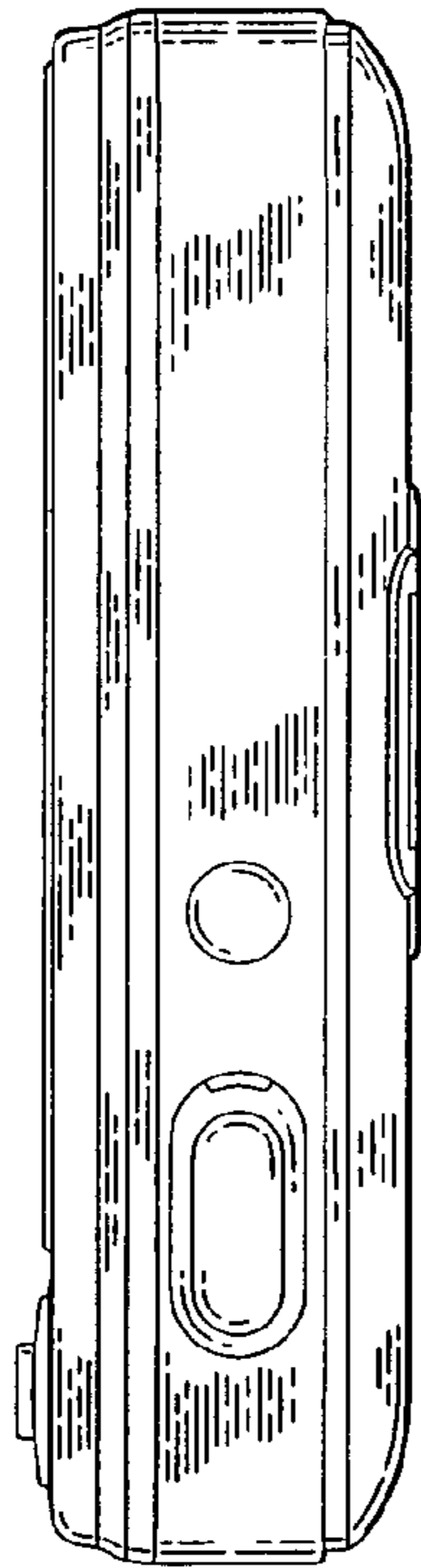


FIG. 7




FIG. 8

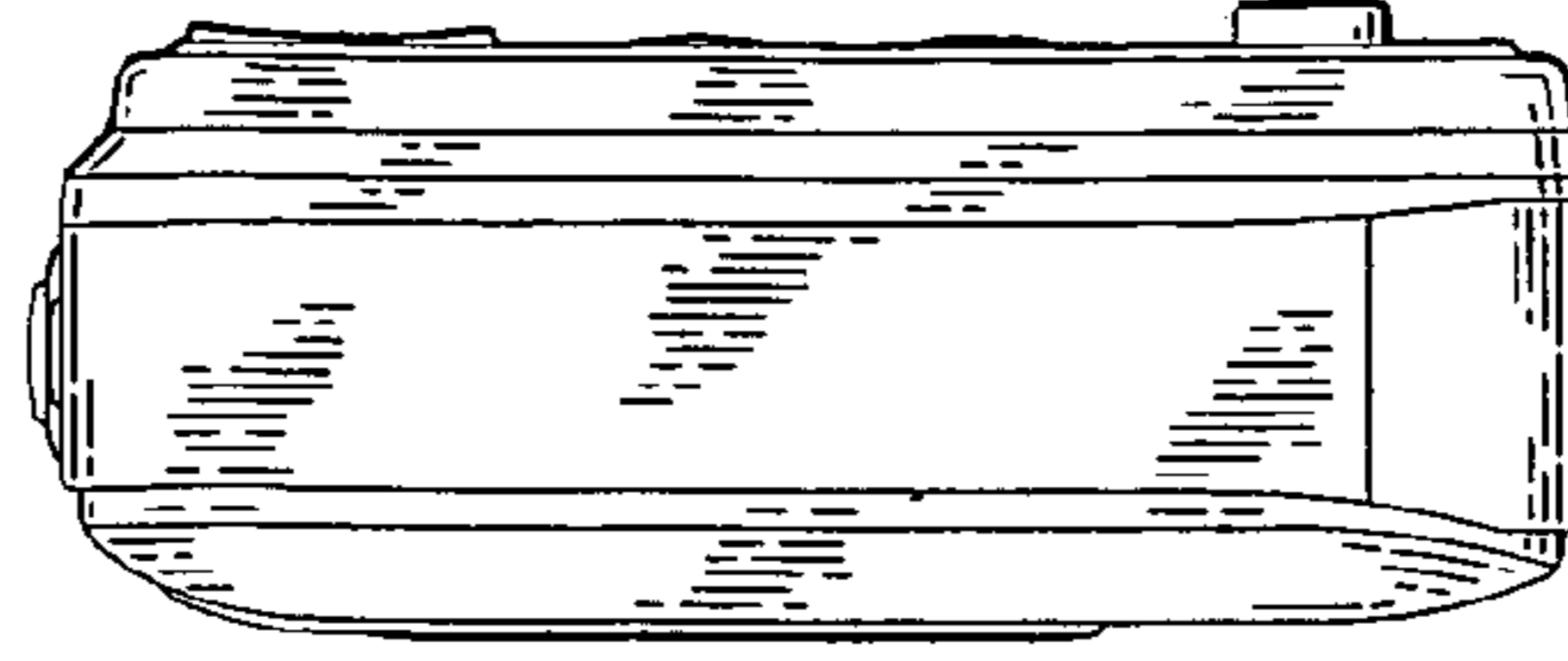


FIG. 6

