



US00D554671S

(12) **United States Design Patent** (10) **Patent No.:** **US D554,671 S**
Ahn (45) **Date of Patent:** **** Nov. 6, 2007**

(54) **GRINDING WHEEL SHANK**

2004/0216572 A1* 11/2004 King et al. 83/663

(75) Inventor: **Jang Hyuk Ahn**, Osan (KR)

FOREIGN PATENT DOCUMENTS

JP (2002) D1136978 3/2002

(73) Assignee: **Ehwa Diamond Industrial Co., Ltd.**
(KR)

* cited by examiner

(**) Term: **14 Years**

Primary Examiner—Antoine D. Davis

Assistant Examiner—Patricia Palasik

(21) Appl. No.: **29/259,466**

(74) *Attorney, Agent, or Firm*—The Webb Law Firm, P.C.

(22) Filed: **May 4, 2006**

(57) **CLAIM**

(30) **Foreign Application Priority Data**

The ornamental design for a grinding wheel shank, as shown and described.

Mar. 17, 2006 (KR) 30-2006-0009950

DESCRIPTION

(51) **LOC (8) Cl.** **15-09**

FIG. 1 is the perspective view of a grinding wheel shank of the invention;

(52) **U.S. Cl.** **D15/126**

FIG. 2 is a front view thereof;

(58) **Field of Classification Search** D8/20,
D8/61-70; D12/176, 177; D15/124-126,
D15/138, 139, 140; 83/589, 663, 676; 451/548-551
See application file for complete search history.

FIG. 3 is a rear view thereof;

FIG. 4 is a left side view thereof;

(56) **References Cited**

U.S. PATENT DOCUMENTS

D137,737 S * 4/1944 Parkin et al. D12/176

FIG. 5 is a right side view thereof;

2,455,887 A * 12/1948 Braude 446/7

FIG. 6 is a top plan view thereof;

D191,227 S * 8/1961 Brosene D15/138

FIG. 7 is a bottom view thereof;

D276,615 S * 12/1984 Tutton D15/126

FIG. 8 is a cross-sectional view of a grinding wheel shank taken along line 8—8 of FIG. 2; and,

4,800,776 A * 1/1989 Strongwater 74/558

FIG. 9 is a perspective view of the grinding wheel shank of the invention with diamond grinding tips attached thereto.

D447,496 S * 9/2001 Lee et al. D15/139

The broken line showing of diamond grinding tips is included for the purpose of illustrating environment and forms no part of the claimed design.

6,299,522 B1 * 10/2001 Lee 451/548

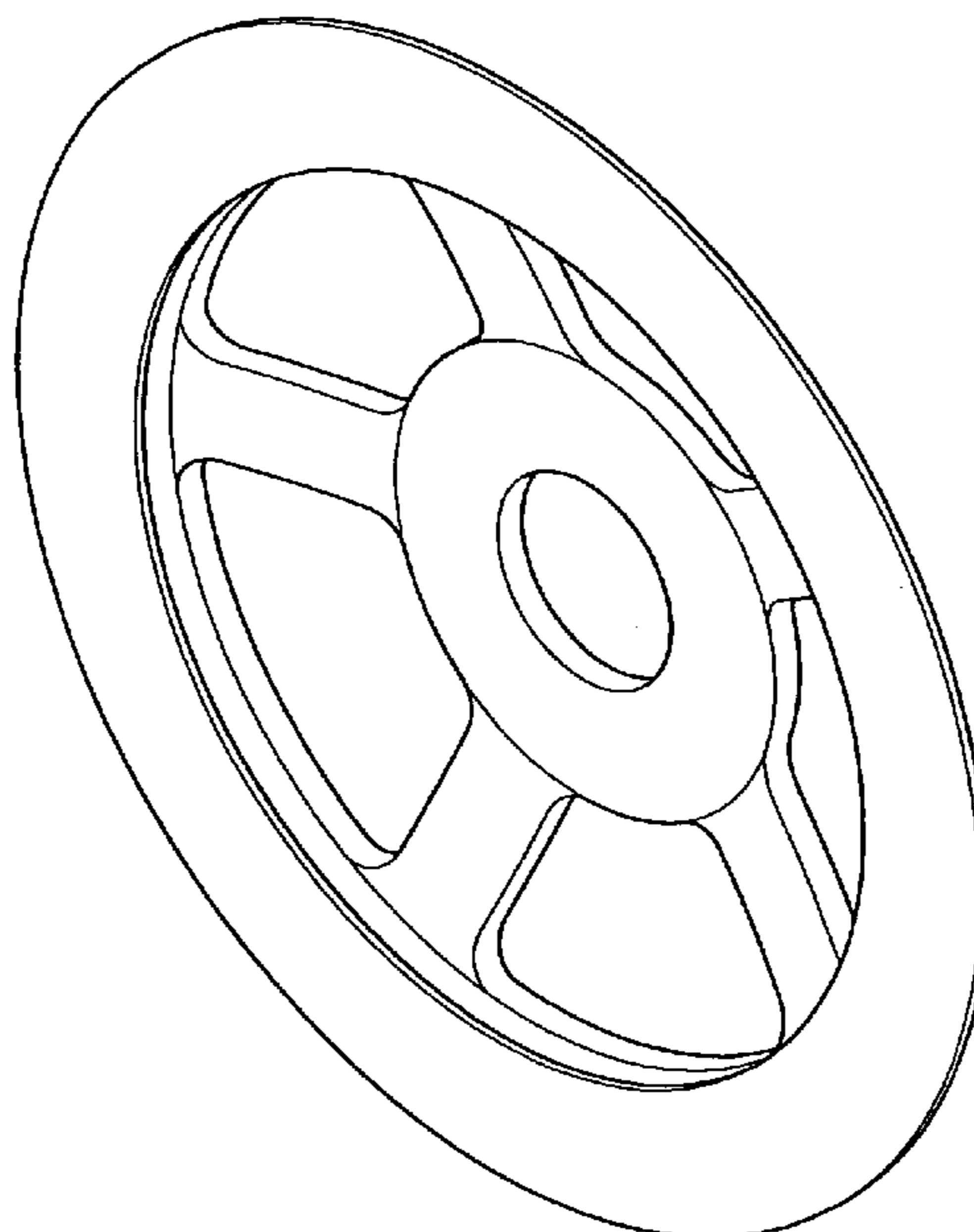
D466,912 S * 12/2002 Lee D15/126

D472,565 S * 4/2003 Amamoto D15/126

D498,486 S * 11/2004 Eisenblaetter D15/126

2003/0141978 A1 * 7/2003 D'Agosto 340/575

1 Claim, 6 Drawing Sheets



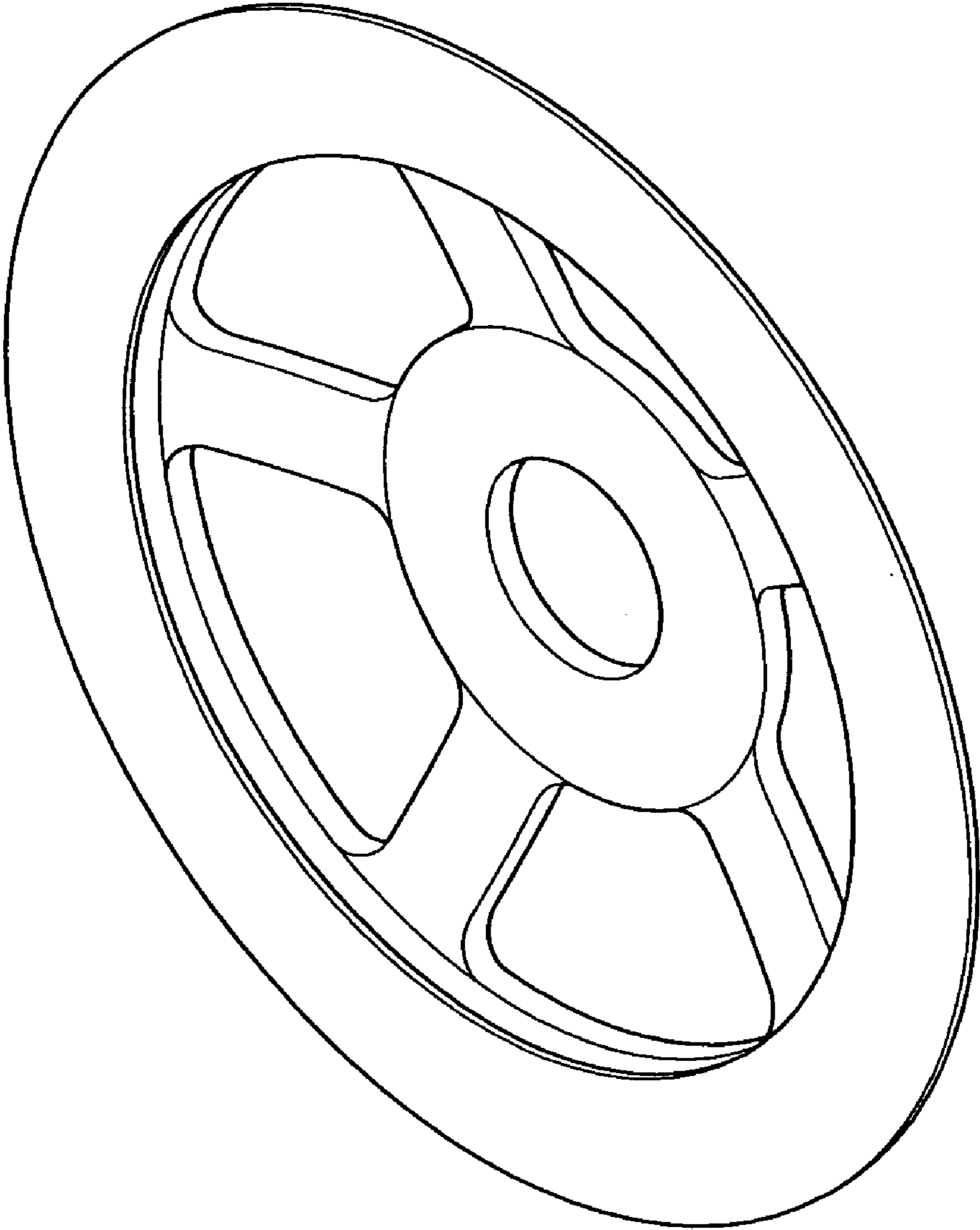


FIG. 1

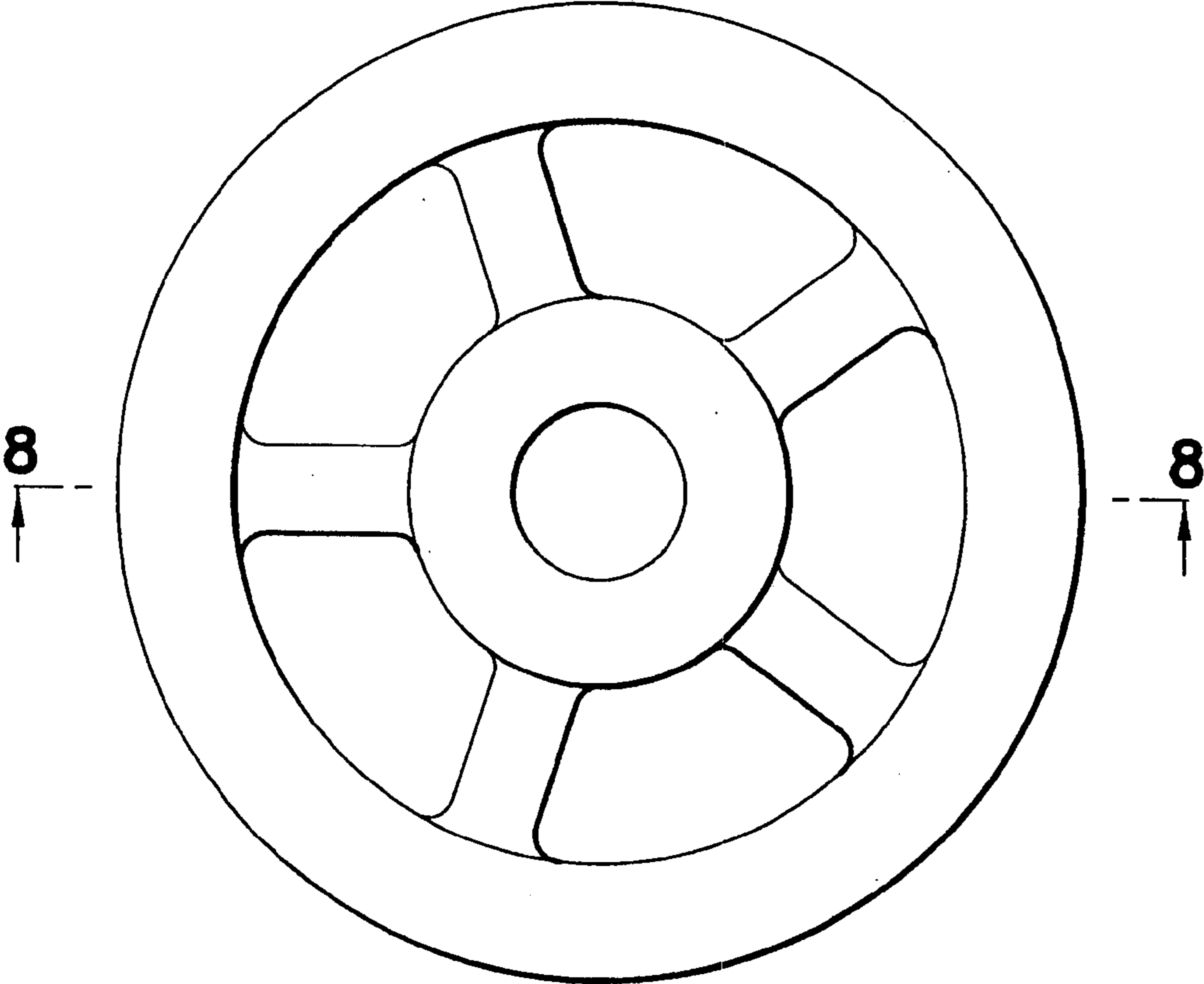


FIG.2

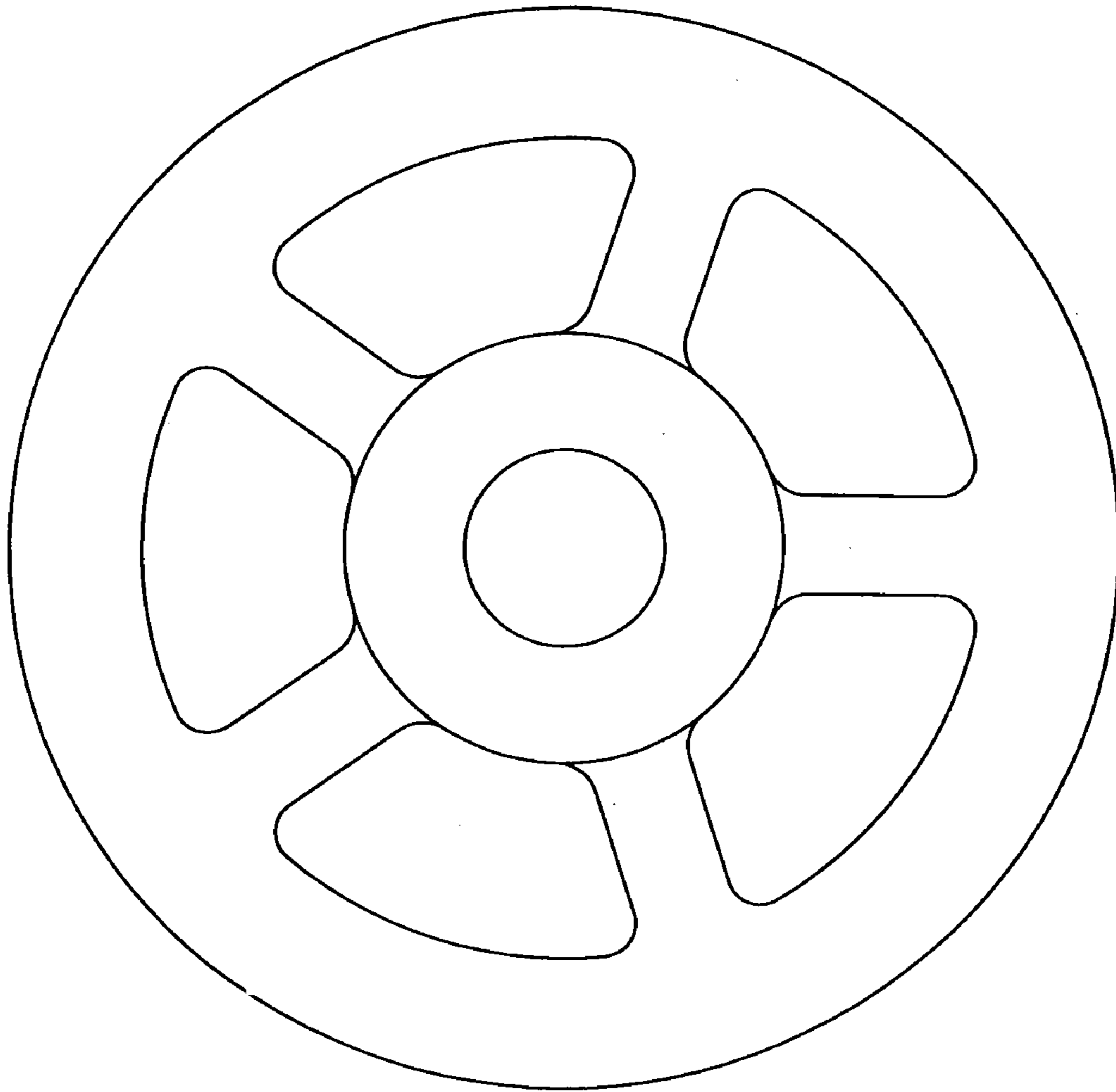


FIG. 3

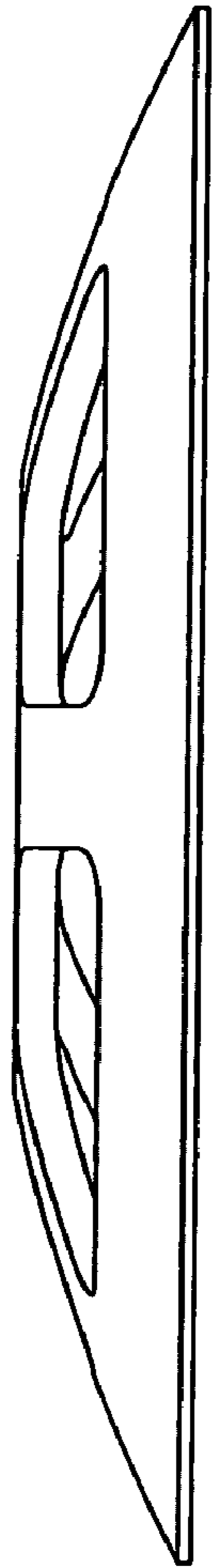


FIG. 4

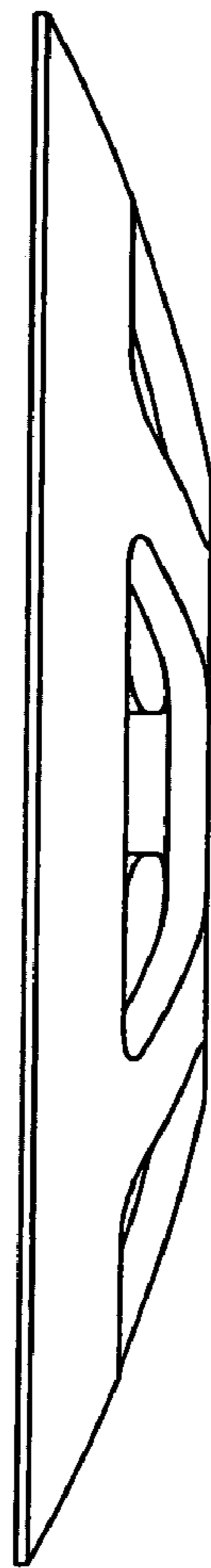


FIG. 5

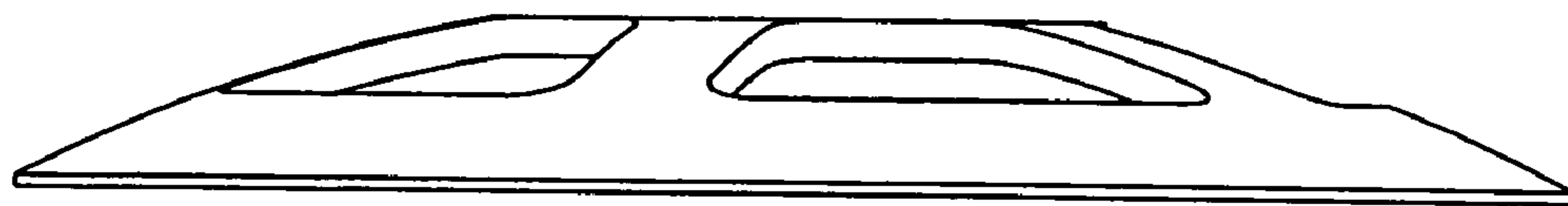


FIG. 6

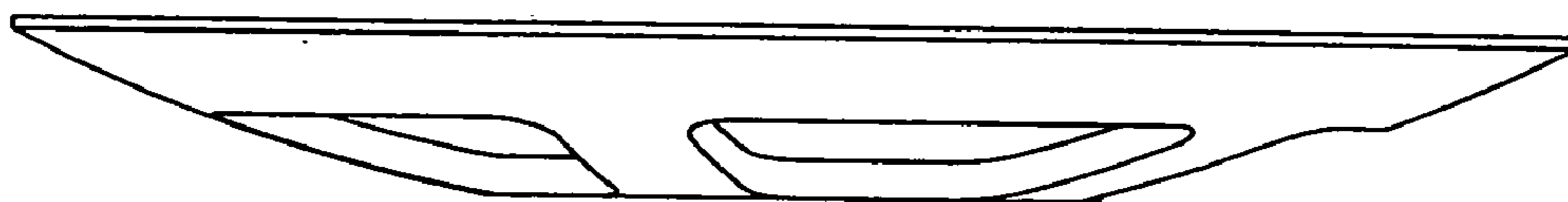


FIG. 7



FIG. 8

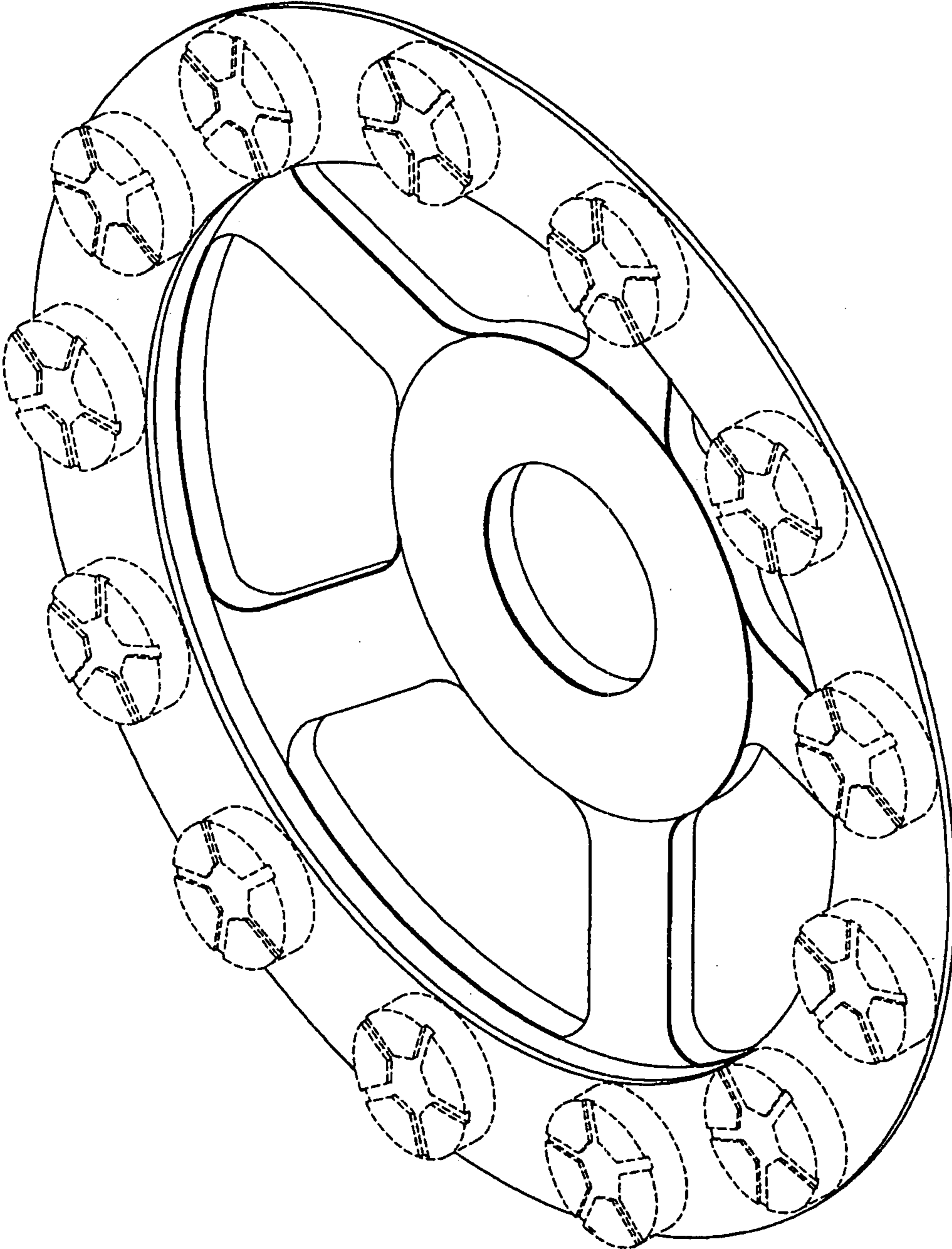


FIG.9