



US00D554662S

(12) **United States Design Patent** (10) **Patent No.:** **US D554,662 S**
Hoover et al. (45) **Date of Patent:** **** Nov. 6, 2007**

(54) **IMAGE FOR A PORTION OF A DISPLAY SCREEN**

(75) Inventors: **Paul Hoover**, Kirkland, WA (US); **Niels Van Dongen**, Seattle, WA (US); **Dustin Hubbard**, Sammamish, WA (US); **Emily Rimas-Ribikauskas**, Seattle, WA (US)

(73) Assignee: **Microsoft Corporation**, Redmond, WA (US)

(**) Term: **14 Years**

(21) Appl. No.: **29/242,538**

(22) Filed: **Nov. 14, 2005**

(51) **LOC (8) Cl.** **14-04**

(52) **U.S. Cl.** **D14/487; D14/488**

(58) **Field of Classification Search** **D14/485-495; D19/6; D20/11; 715/700-867, 973-977**
See application file for complete search history.

(56) **References Cited**

U.S. PATENT DOCUMENTS

D341,848 S *	11/1993	Bigelow et al.	D14/492
D387,047 S *	12/1997	Yamamoto et al.	D14/493
D396,455 S *	7/1998	Bier	D14/489
5,943,039 A *	8/1999	Anderson et al.	715/810
6,144,378 A *	11/2000	Lee	715/767
6,359,635 B1 *	3/2002	Perttunen	715/834
6,388,682 B1 *	5/2002	Kurtzberg et al.	715/764
D461,822 S *	8/2002	Okuley	D14/489
D464,360 S *	10/2002	Grundel et al.	D14/485

6,549,219 B2 *	4/2003	Selker	715/834
6,556,222 B1 *	4/2003	Narayanaswami	715/786
6,918,091 B2 *	7/2005	Leavitt et al.	715/765
6,961,731 B2 *	11/2005	Holbrook	715/700
D534,541 S *	1/2007	Retuta et al.	D14/486
D534,915 S *	1/2007	Retuta et al.	D14/486
7,180,524 B1 *	2/2007	Axelrod	715/810
2002/0054117 A1 *	5/2002	van Dantzich et al.	345/766
2003/0197736 A1 *	10/2003	Murphy	345/780
2005/0010955 A1 *	1/2005	Elia et al.	715/838
2005/0039140 A1 *	2/2005	Chen	715/810
2005/0210402 A1 *	9/2005	Gunn et al.	715/773
2005/0216843 A1 *	9/2005	Masters et al.	715/740
2006/0095865 A1 *	5/2006	Rostom	715/810

* cited by examiner

Primary Examiner—Cathron C. Brooks

Assistant Examiner—Deanna Fluegeman

(74) *Attorney, Agent, or Firm*—Banner & Witcoff, Ltd.


(57) **CLAIM**

The ornamental design for an image for a portion of a display screen, as shown and described.

DESCRIPTION

FIG. 1 is a front view of an image for a portion of a display screen showing our new design; and, FIG. 2 is an enlarged view of the claimed region. The broken line showing of the display screen is for illustrative purposes only and forms no part of the claimed design.

1 Claim, 2 Drawing Sheets



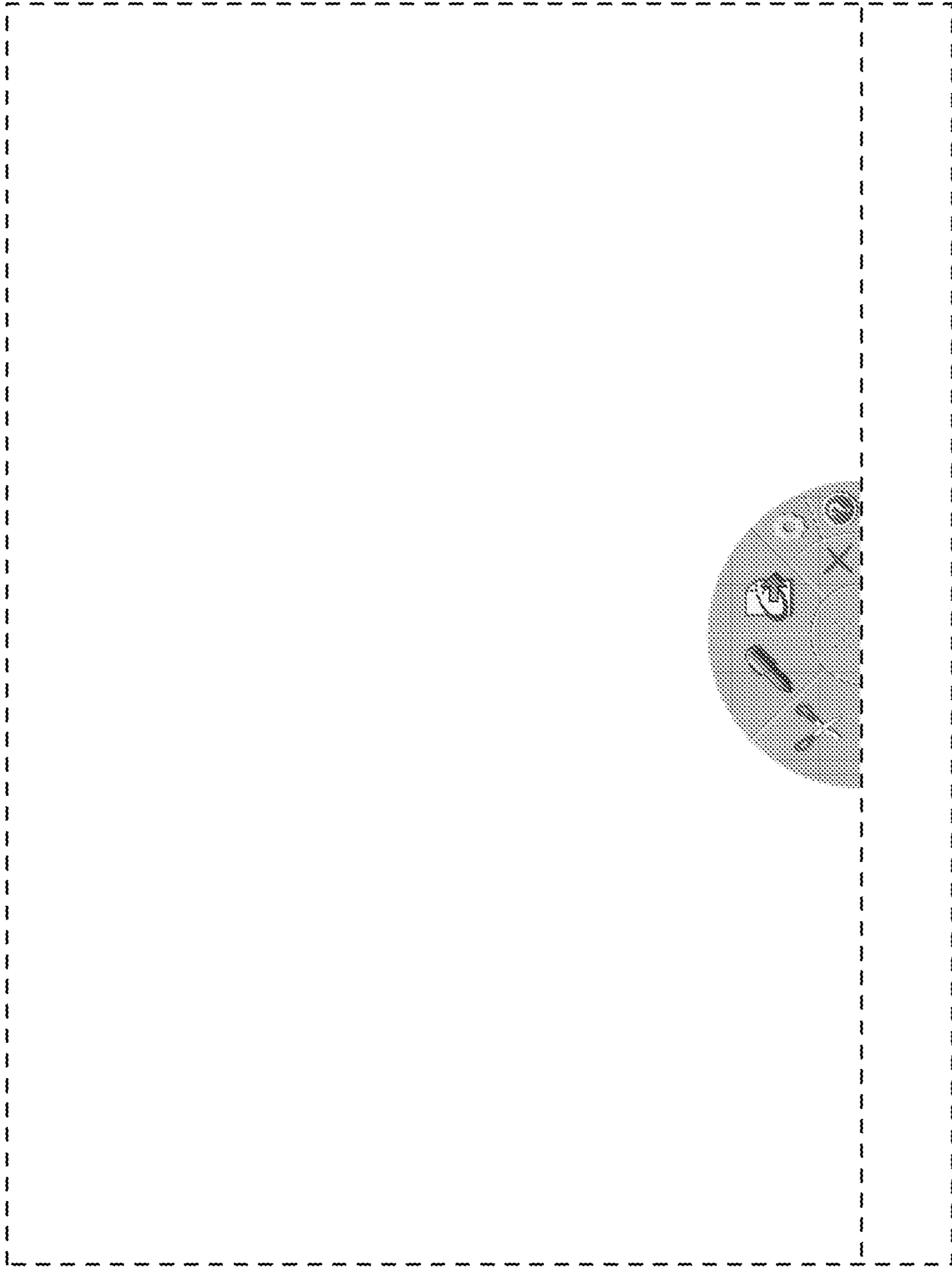


FIG. 1

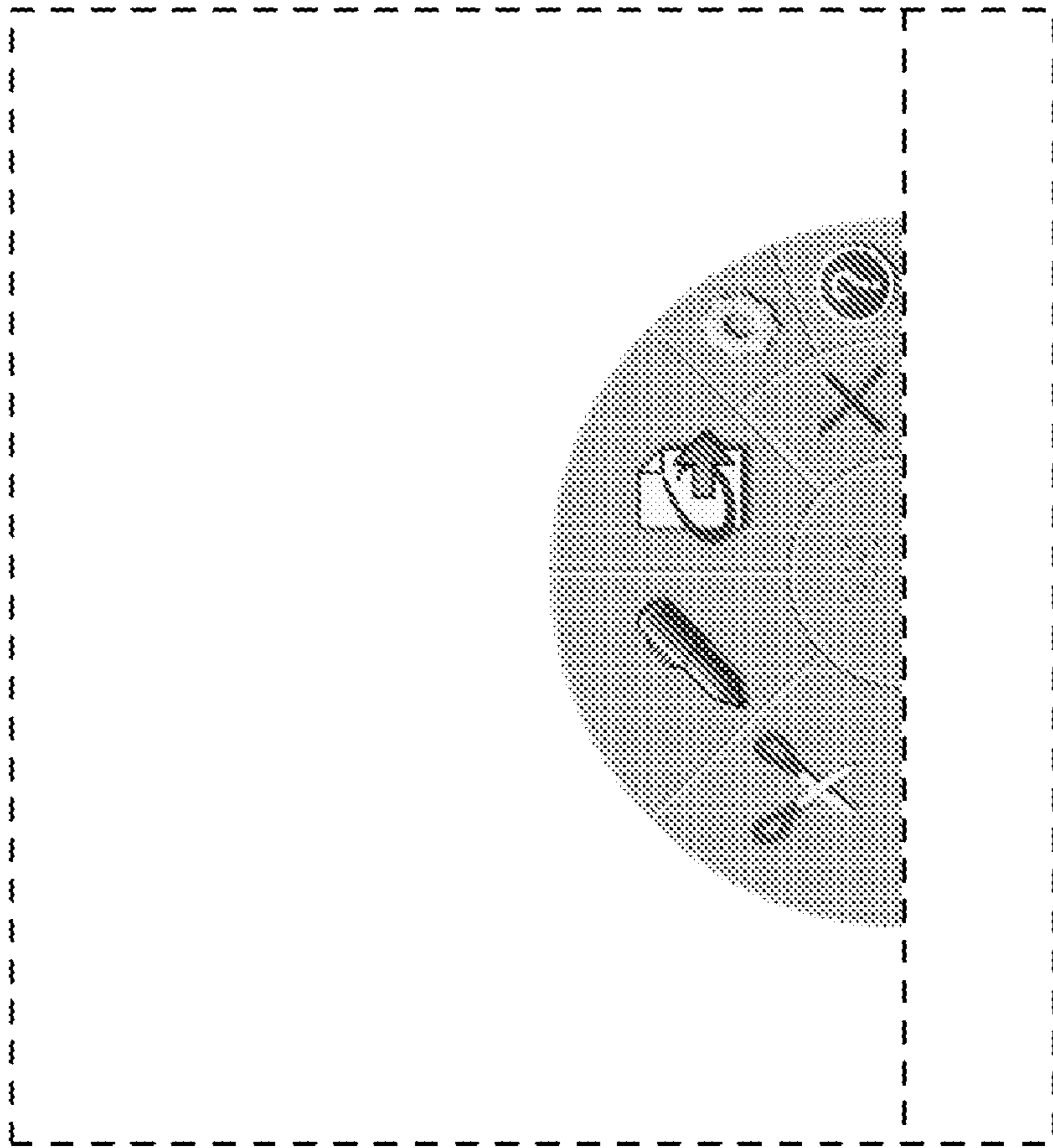


FIG. 2