



US00D554659S

(12) **United States Design Patent** (10) **Patent No.:** **US D554,659 S**
Hoover et al. (45) **Date of Patent:** **** Nov. 6, 2007**

(54) **IMAGE FOR A PORTION OF A DISPLAY SCREEN**

(75) Inventors: **Paul Hoover**, Kirkland, WA (US); **Niels Van Dongen**, Seattle, WA (US); **Dustin Hubbard**, Sammamish, WA (US); **Emily Rimas-Ribikauskas**, Seattle, WA (US)

(73) Assignee: **Microsoft Corporation**, Redmond, WA (US)

(**) Term: **14 Years**

(21) Appl. No.: **29/242,535**

(22) Filed: **Nov. 14, 2005**

(51) **LOC (8) Cl.** **14-04**

(52) **U.S. Cl.** **D14/487; D14/488**

(58) **Field of Classification Search** **D14/485-495; D19/6; D20/11; 715/700-867, 973-977**
See application file for complete search history.

(56) **References Cited**

U.S. PATENT DOCUMENTS

D341,848 S *	11/1993	Bigelow et al.	D14/492
D387,047 S *	12/1997	Yamamoto et al.	D14/493
D396,455 S *	7/1998	Bier	D14/489
5,943,039 A *	8/1999	Anderson et al.	715/810
6,144,378 A *	11/2000	Lee	715/767
6,359,635 B1 *	3/2002	Perttunen	715/834
6,388,682 B1 *	5/2002	Kurtzberg et al.	715/764
D461,822 S *	8/2002	Okuley	D14/489
D464,360 S *	10/2002	Grundel et al.	D14/485
6,549,219 B2 *	4/2003	Selker	715/834

6,556,222 B1 *	4/2003	Narayanaswami	715/786
6,918,091 B2 *	7/2005	Leavitt et al.	715/765
6,961,731 B2 *	11/2005	Holbrook	715/700
D534,541 S *	1/2007	Retuta et al.	D14/486
D534,915 S *	1/2007	Retuta et al.	D14/486
7,180,524 B1 *	2/2007	Axelrod	715/810
2002/0054117 A1 *	5/2002	van Dantzich et al.	345/766
2003/0197736 A1 *	10/2003	Murphy	345/780
2005/0010955 A1 *	1/2005	Elia et al.	715/838
2005/0039140 A1 *	2/2005	Chen	715/810
2005/0210402 A1 *	9/2005	Gunn et al.	715/773
2005/0216843 A1 *	9/2005	Masters et al.	715/740
2006/0095865 A1 *	5/2006	Rostom	715/810

* cited by examiner

Primary Examiner—Cathron C. Brooks

Assistant Examiner—Deanna Fluegeman

(74) *Attorney, Agent, or Firm*—Banner & Witcoff, Ltd.

(57) **CLAIM**

The ornamental design for an image for a portion of a display screen, as shown and described.


DESCRIPTION

FIG. 1 is a front view of an image for a portion of a display screen showing our new design; and,

FIG. 2 is an enlarged view of the claimed region.

The broken line showing of various regions in the figures and the unshaded areas there within form no part of the claimed design. The broken line showing of the display screen is for illustrative purposes only and forms no part of the claimed design.

1 Claim, 2 Drawing Sheets



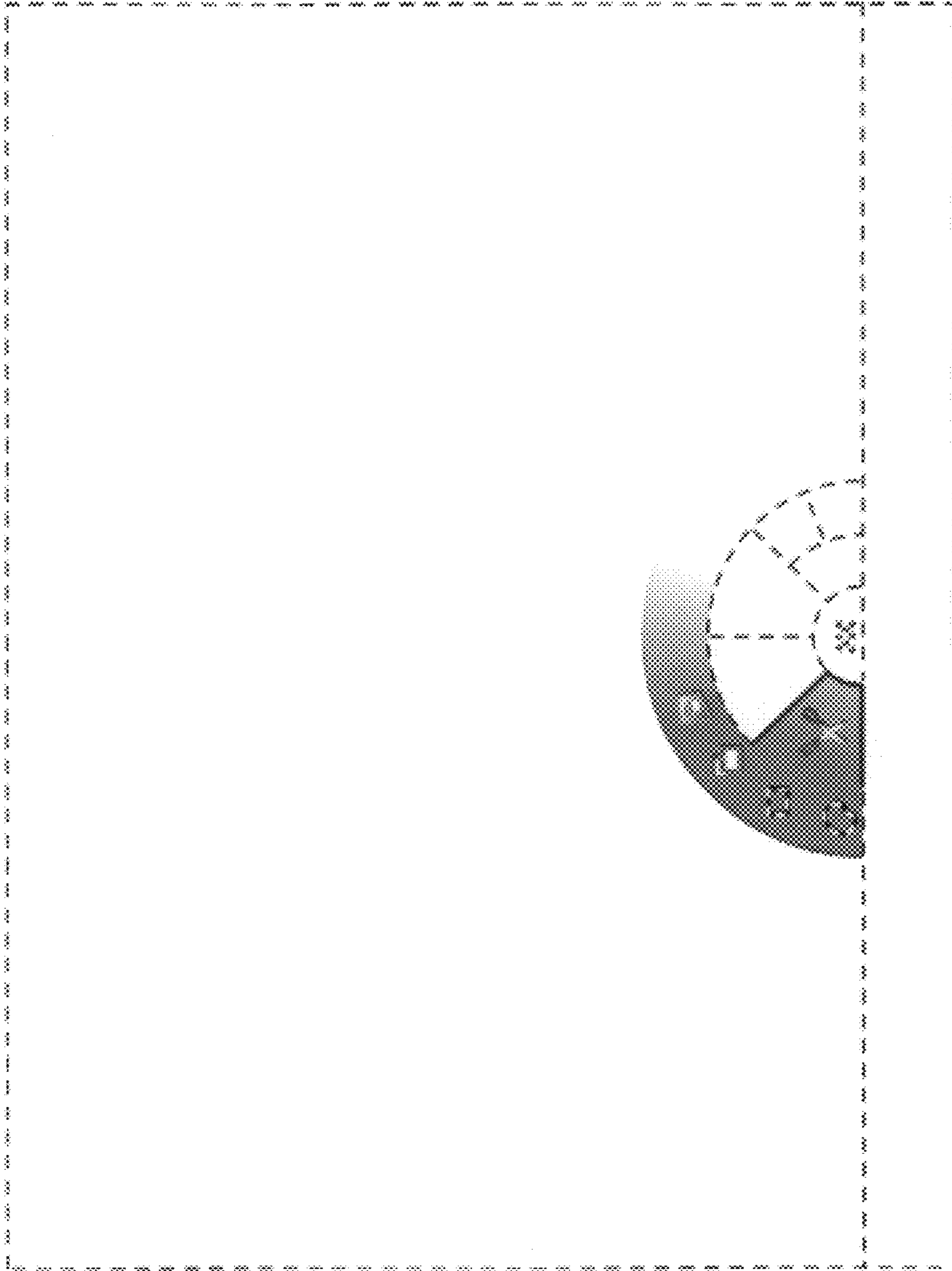


FIG. 1

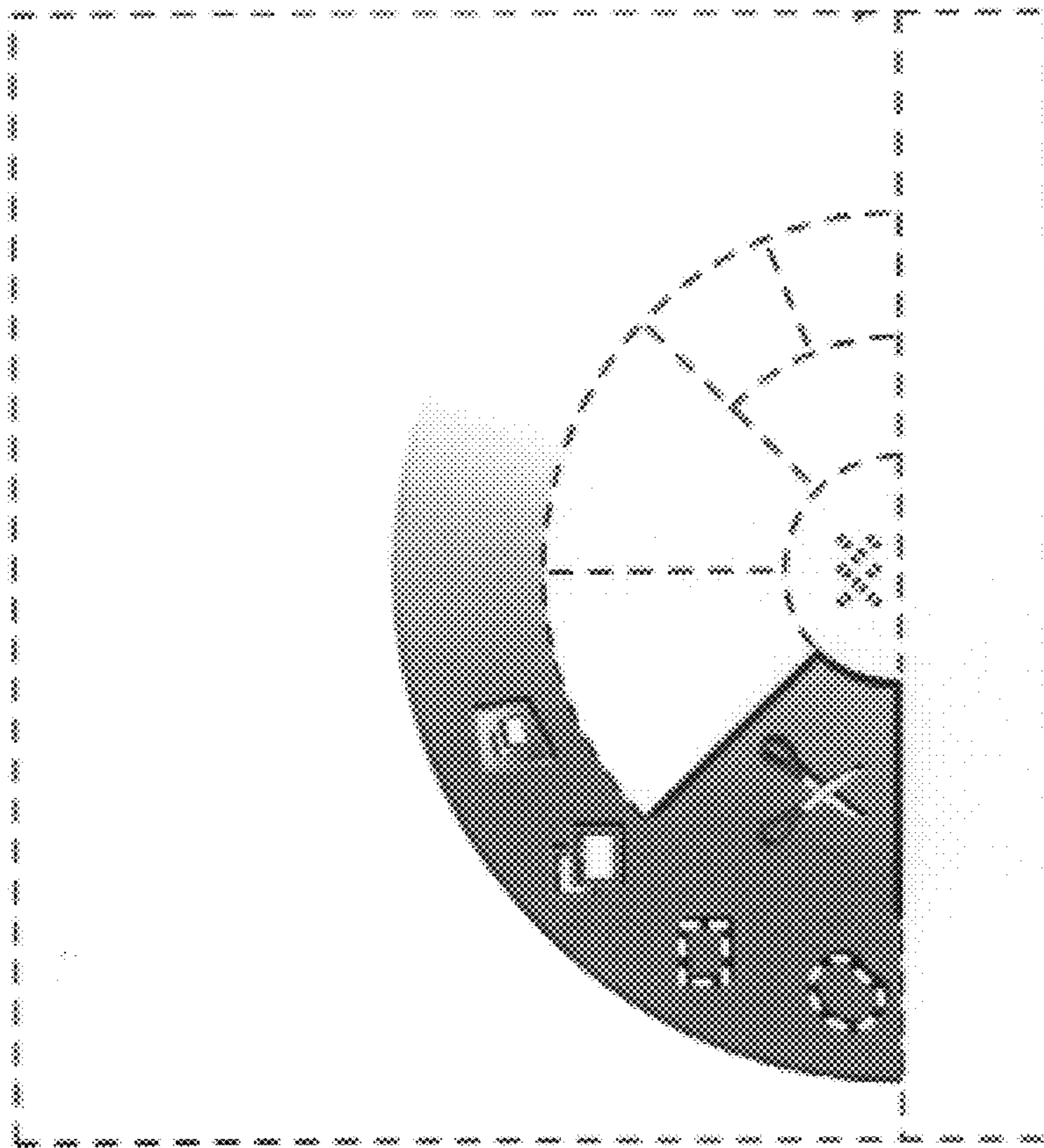


FIG. 2