



US00D554656S

(12) **United States Design Patent** (10) **Patent No.:** **US D554,656 S**
Seo et al. (45) **Date of Patent:** **** Nov. 6, 2007**

(54) **PDA DISPLAY PANEL WITH ICONS**

(75) Inventors: **Ae-Jung Seo**, Seoul (KR); **Bong-Hee Kim**, Cheonan-si (KR)

(73) Assignee: **Samsung Electronics Co., Ltd.**, Suwon-Si (KR)

(**) Term: **14 Years**

(21) Appl. No.: **29/232,791**

(22) Filed: **Jun. 24, 2005**

(30) **Foreign Application Priority Data**

Dec. 24, 2004 (KR) 30-2004-0039929

(51) **LOC (8) Cl.** **14-04**

(52) **U.S. Cl.** **D14/486**

(58) **Field of Classification Search** D14/129, D14/485-95; D18/24-33; D19/6; D20/11; D21/324-33; 715/536, 700, 703, 715-23, 715/727-8, 731, 734, 737-9, 748, 752-3, 715/759, 763-5, 768, 774-6, 792, 808-15, 715/819-20, 821-823, 825, 828-30, 835-41, 715/843, 845-7, 864, 867, 963, 967, 973, 715/975-978; 345/902, 952

See application file for complete search history.

(56) **References Cited**

U.S. PATENT DOCUMENTS

- D395,643 S * 6/1998 Ryan D14/488
- D445,428 S * 7/2001 Pattenden D14/488
- 6,484,189 B1 * 11/2002 Gerlach et al. 715/526
- 7,137,073 B2 * 11/2006 Kim et al. 715/828

- 2002/0002453 A1 * 1/2002 Lazaridis et al. 704/9
- 2005/0177800 A1 * 8/2005 Suzuki et al. 715/823
- 2006/0064638 A1 * 3/2006 Bocking 715/700
- 2006/0095859 A1 * 5/2006 Bocking et al. 715/764
- 2006/0101350 A1 * 5/2006 Scott 715/779
- 2006/0112354 A1 * 5/2006 Park et al. 715/835

* cited by examiner

Primary Examiner—Alan P. Douglas

Assistant Examiner—Angela Lee

(74) *Attorney, Agent, or Firm*—Staas & Halsey LLP

(57) **CLAIM**

The ornamental design for the PDA display panel with icons, as shown and described.

DESCRIPTION

FIG. 1 is a perspective view of the PDA display panel with icons showing our design;

FIG. 2 is a front view thereof;

FIG. 3 is a rear view thereof;

FIG. 4 is a left side view thereof;

FIG. 5 is a right side view thereof;

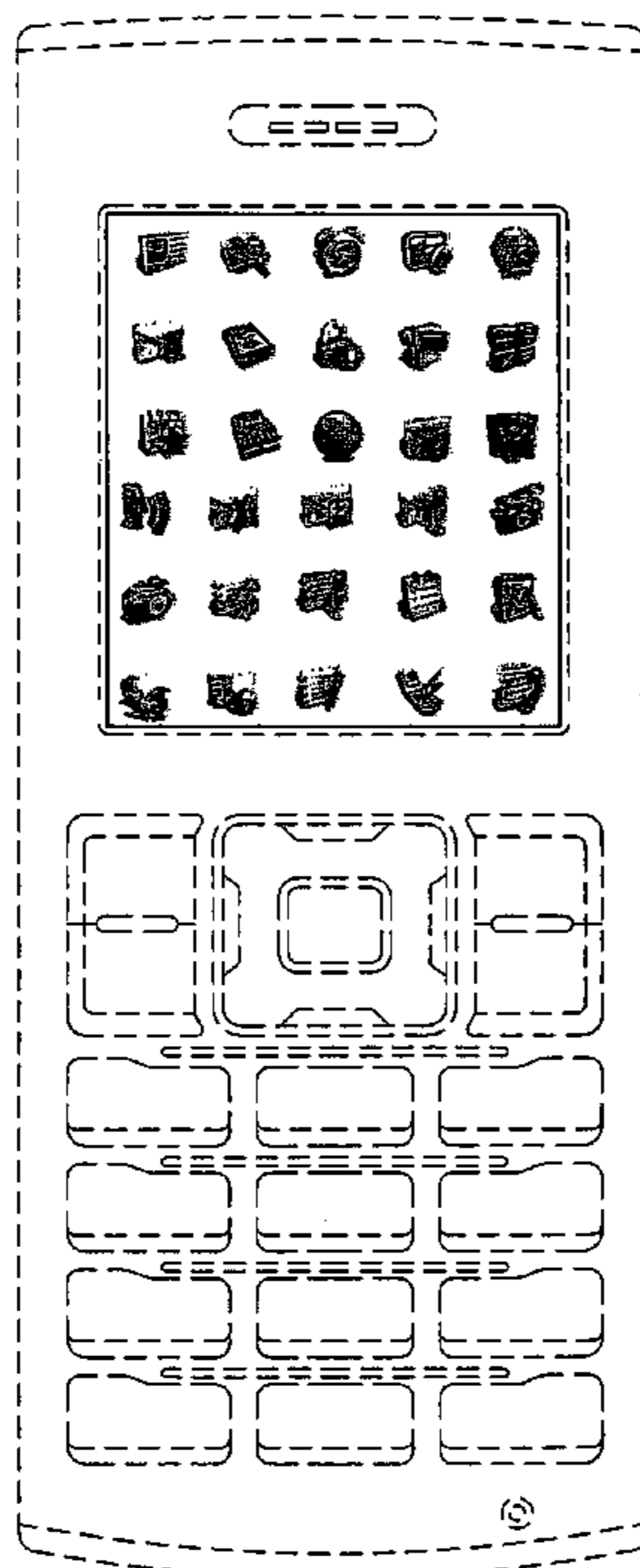
FIG. 6 is a top plan view thereof;

FIG. 7 is a bottom plan view thereof; and,

FIG. 8 is an enlarged view of the display panel shown in FIG. 1.

The broken lines shown in the Figures are for illustrative purposes only and form no part of the claimed design.

1 Claim, 6 Drawing Sheets



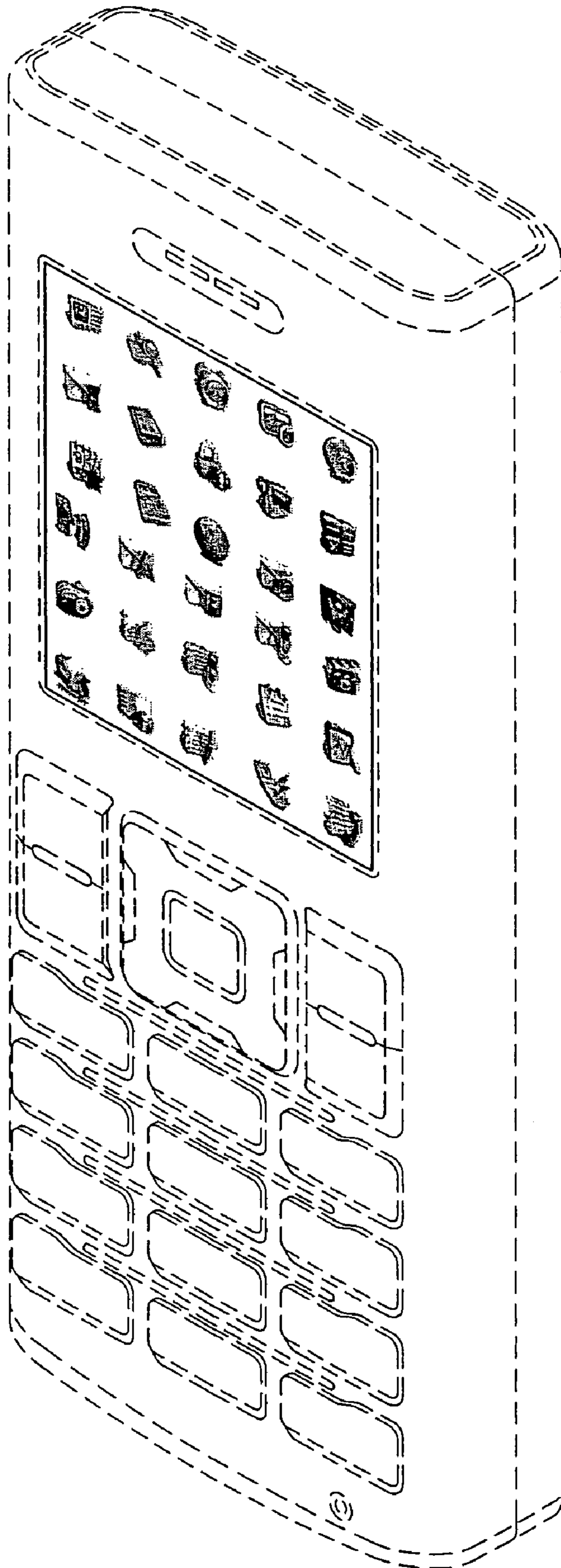


FIG. 1

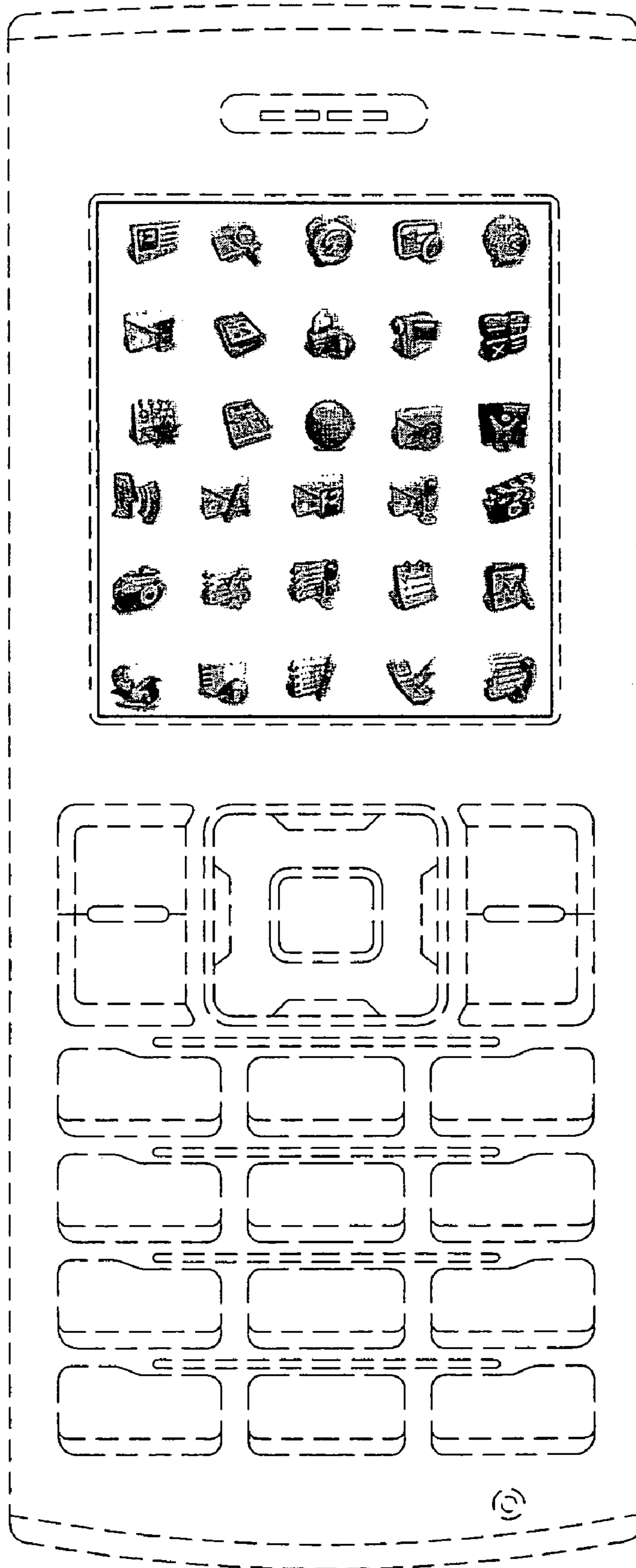


FIG. 2

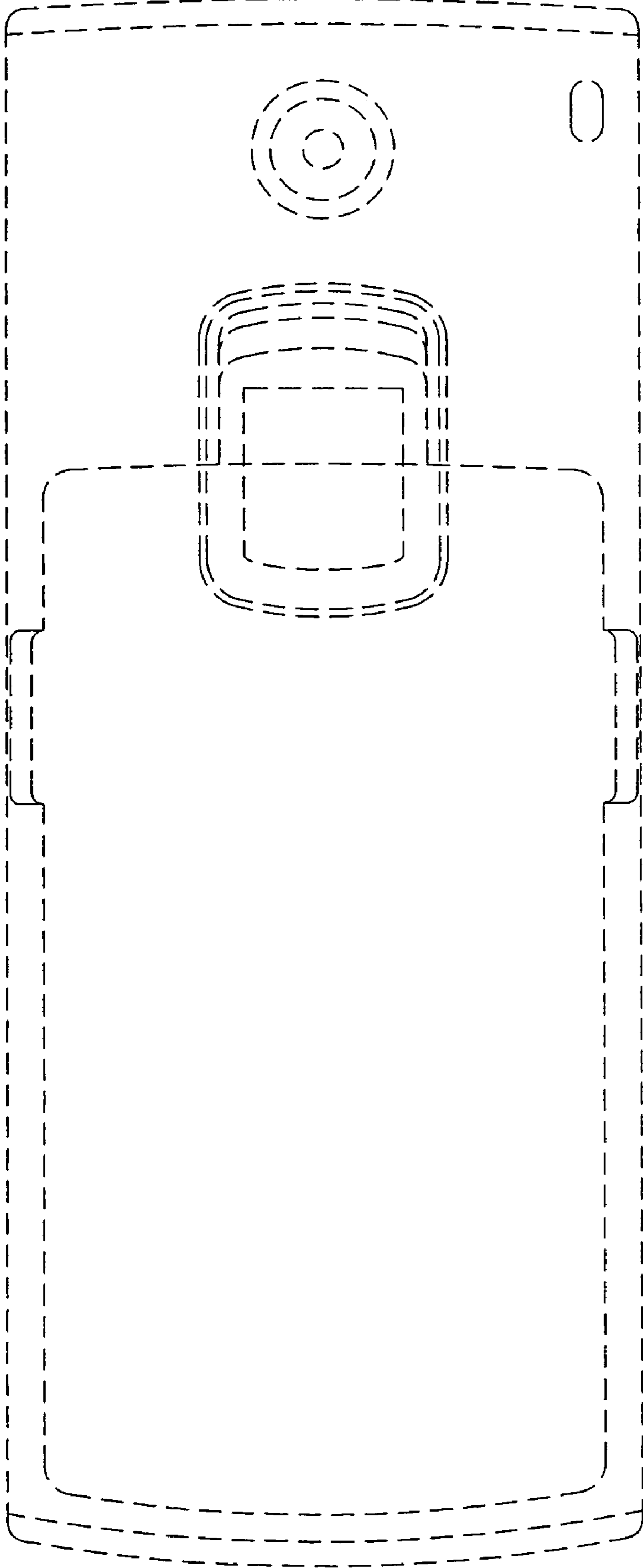


FIG. 3




FIG. 4




FIG. 5




FIG. 6




FIG. 7

FIG. 8

