



US00D554644S

(12) **United States Design Patent** (10) **Patent No.:** **US D554,644 S**
Ogasawara (45) **Date of Patent:** **** Nov. 6, 2007**

(54) **COMPUTER ANTENNA**
(75) Inventor: **Shinichi Ogasawara**, Tokyo (JP)
(73) Assignee: **Sony Corporation**, Tokyo (JP)
(**) Term: **14 Years**

D487,462 S 3/2004 Ogasawara
D491,927 S * 6/2004 Tai et al. D14/230
2004/0164911 A1* 8/2004 Sun et al. 343/702

FOREIGN PATENT DOCUMENTS

JP D1128320 S 12/2001
JP D1129311 S 12/2001

* cited by examiner

Primary Examiner—M. H. Tung
Assistant Examiner—Susan Moon Lee
(74) *Attorney, Agent, or Firm*—Rader, Fishman & Grauer PLLC

(21) Appl. No.: **29/242,136**
(22) Filed: **Nov. 7, 2005**
(30) **Foreign Application Priority Data**
Jun. 24, 2005 (JP) D2005-018490

(51) **LOC (8) Cl.** **14-02**
(52) **U.S. Cl.** **D14/439**
(58) **Field of Classification Search** 343/702,
343/900, 713, 878, 905, 906, 715, 749, 752,
343/895, 714, 806, 802, 823, 805, 872, 705,
343/708; D14/230–238, 242, 315–327, 432,
D14/439; D18/1, 2, 7; 235/145 A, 145 R;
341/22, 23; 345/104, 156–7; 361/680–86
See application file for complete search history.

(56) **References Cited**

U.S. PATENT DOCUMENTS

D337,767 S * 7/1993 Sogabe et al. D14/155
D346,172 S * 4/1994 Fields et al. D14/299
D380,205 S * 6/1997 Bares D14/242
5,739,665 A * 4/1998 Bares 320/115
D446,195 S * 8/2001 Chamberlain et al. D14/137
D460,452 S * 7/2002 Yoshie D14/358
D461,181 S * 8/2002 Ko D14/242
D463,417 S * 9/2002 Chan et al. D14/242

(57) **CLAIM**

I claim the ornamental design for a computer antenna, as shown and described.

DESCRIPTION

FIG. 1 is a perspective view of a computer antenna showing my new design;
FIG. 2 is a front elevational view thereof;
FIG. 3 is a rear elevational view thereof;
FIG. 4 is a left side elevational view thereof;
FIG. 5 is a right side elevational view thereof;
FIG. 6 is a top plan view thereof; and,
FIG. 7 is a bottom plan view thereof.
Portions of FIGS. 1–7 that are shown as broken lines are for illustrative purpose only and form no part of the claimed design.

1 Claim, 7 Drawing Sheets

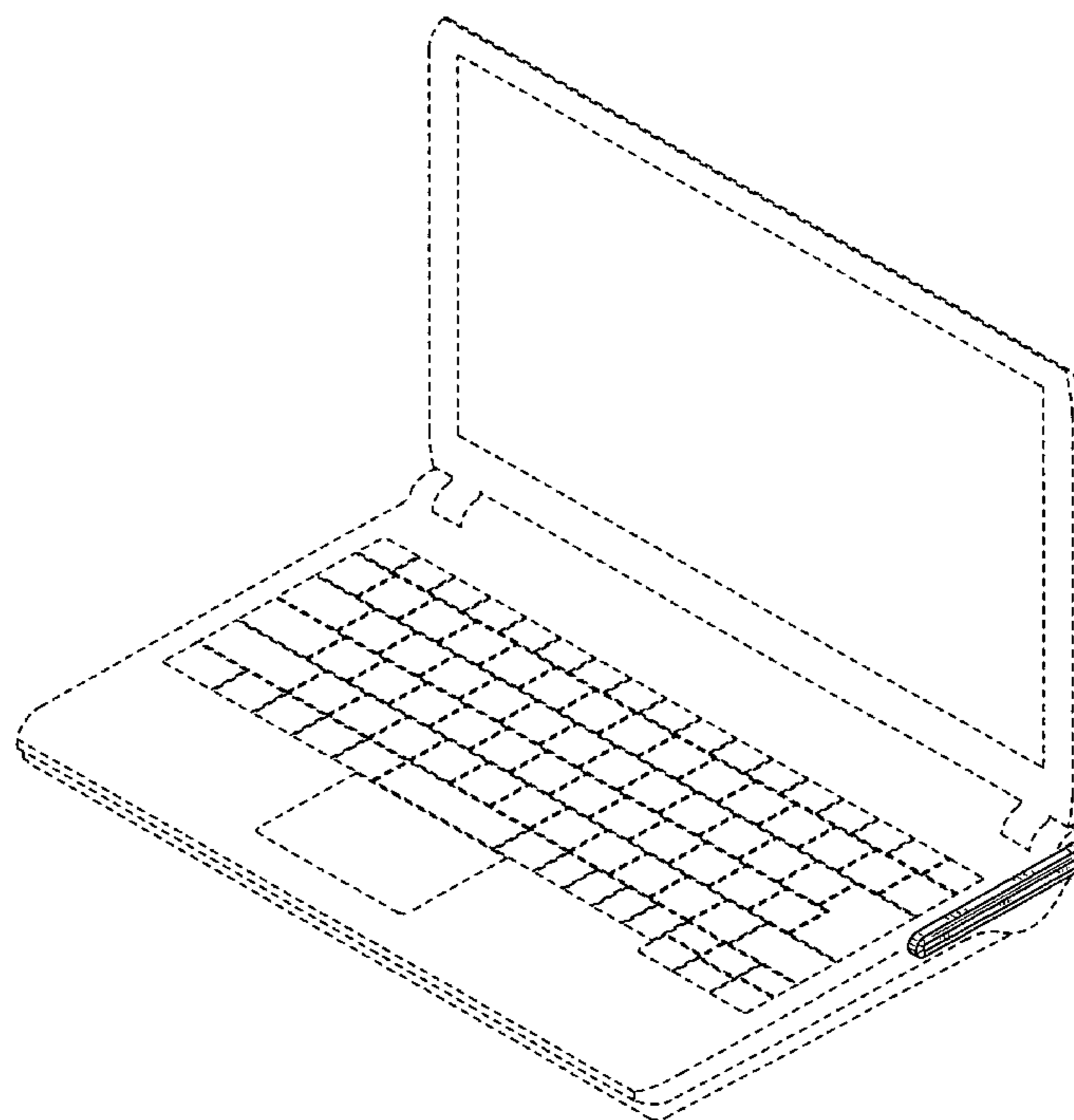


Fig.1

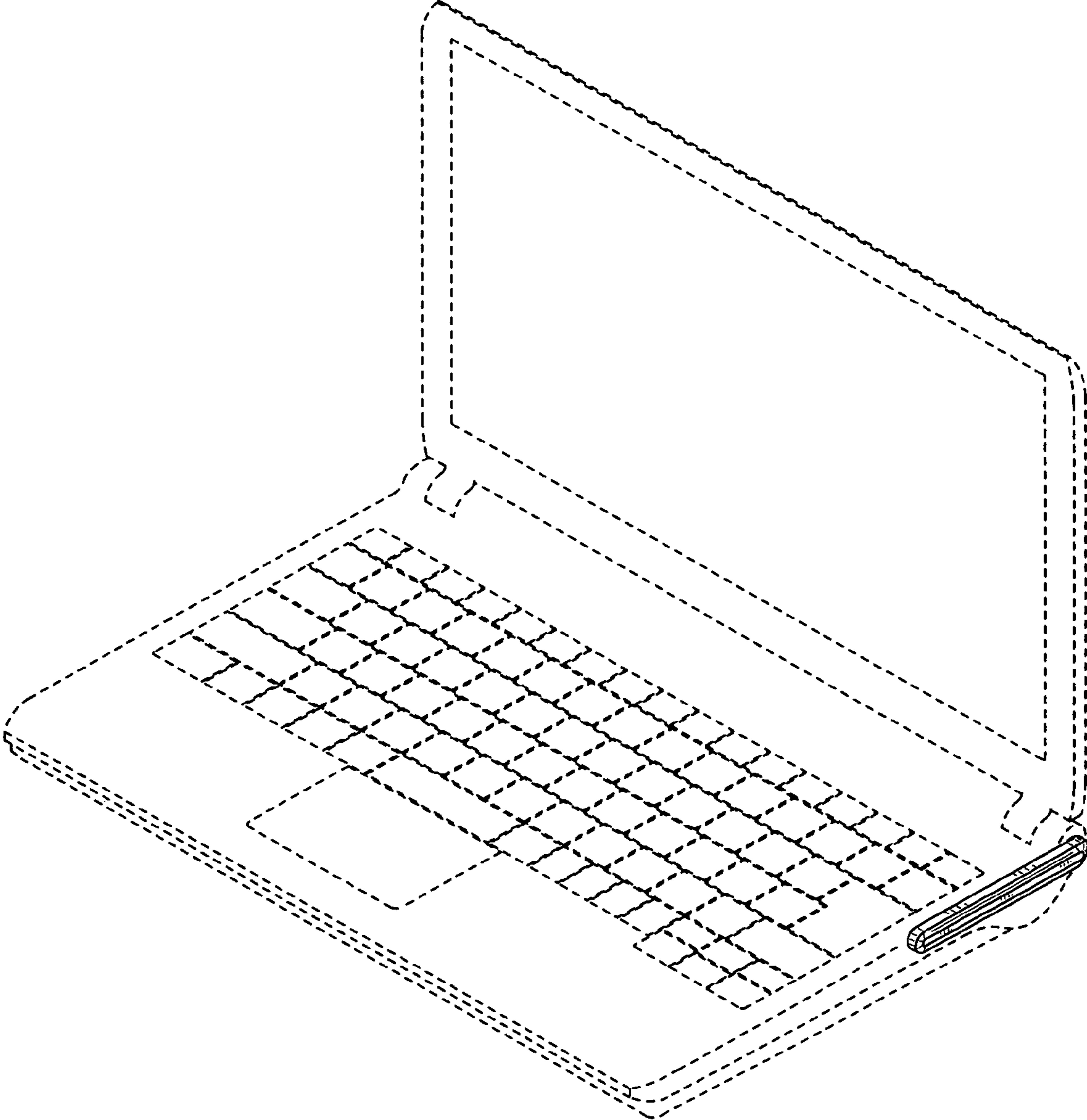


Fig.2




Fig.3




Fig.4

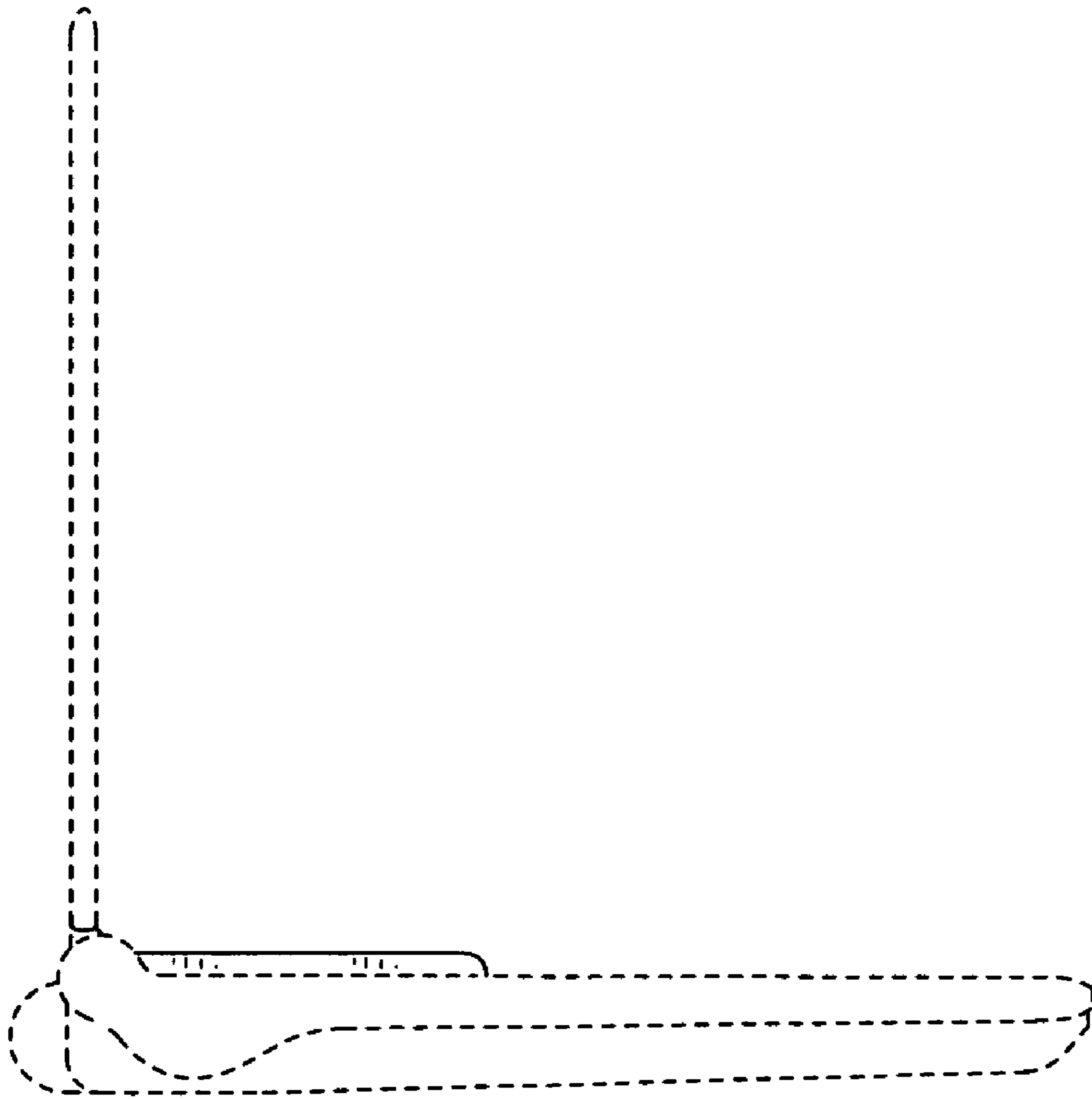


Fig.5

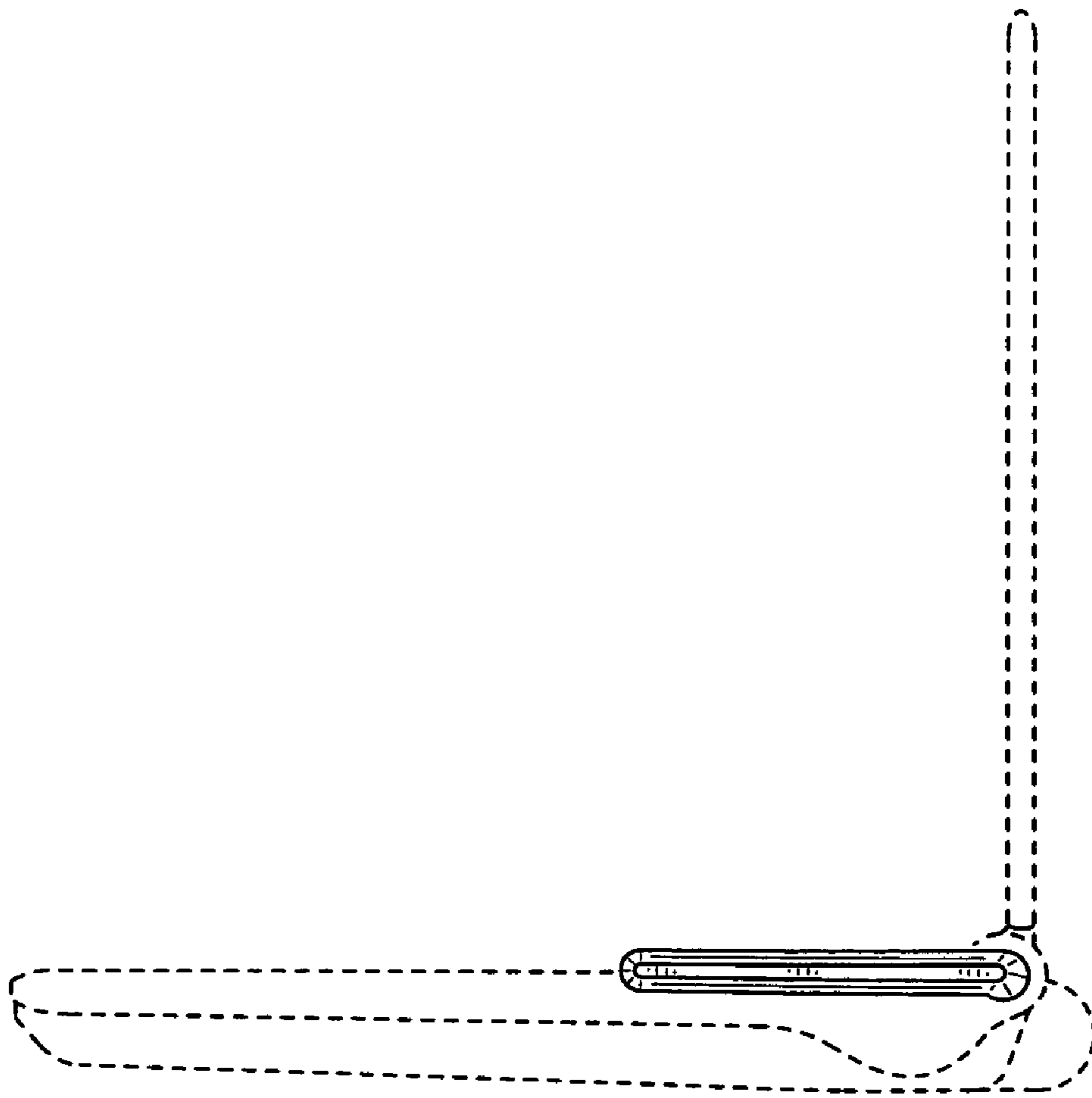


Fig.6

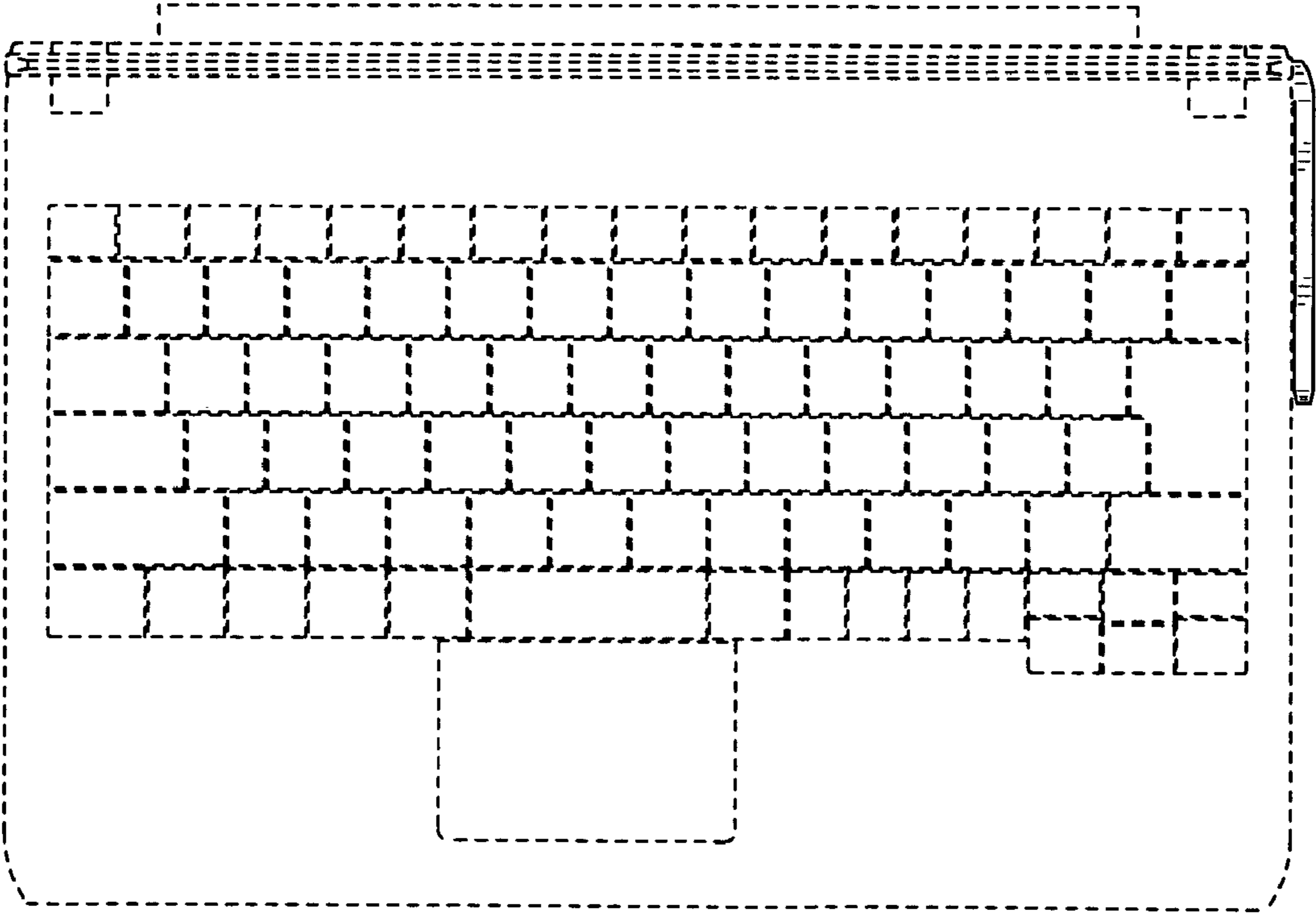


Fig.7

