



US00D554643S

(12) **United States Design Patent** (10) **Patent No.:** **US D554,643 S**
McCarty et al. (45) **Date of Patent:** **** Nov. 6, 2007**

(54) **DATA CARD**

(75) Inventors: **Carolyn D. McCarty**, Richmond, VA (US); **Marc W. Mentry**, Glen Allen, VA (US); **Brent D. Sower**, Chester, VA (US); **Daniel W. McCaskey**, Chapel Hill, NC (US)

(73) Assignee: **Capital One Financial Corporation**, McLean, VA (US)

(**) Term: **14 Years**

(21) Appl. No.: **29/244,460**

(22) Filed: **Dec. 9, 2005**

(51) **LOC (8) Cl.** **14-02**

(52) **U.S. Cl.** **D14/436**

(58) **Field of Classification Search** 439/131, 439/528, 79, 610, 368, 660, 638, 328, 357, 439/955, 654, 620, 76.1, 945, 946, 607, 633, 439/159; D14/435-38; D13/184; D19/9, D19/10; 714/30; 710/301, 62; 174/521; 264/272.11, 272.17; 235/440-41, 451, 492, 235/375, 448, 379-80, 382, 486, 493; 361/737, 361/752, 726, 747, 759, 801, 757, 740; 257/679, 257/678, 787, 798, E23.176; 438/112, 126; 95/57; 119/480; 15/215; D20/27, 99; D5/43, D5/59, 53, 57, 28, 62, 63; 428/159, 172, 428/83, 156; D6/582-595, 604, 613; 283/75; D30/161; D32/57

See application file for complete search history.

(56) **References Cited**

U.S. PATENT DOCUMENTS

34,001	A	*	12/1861	Mayall	15/215
D120,950	S	*	6/1940	Stern	D5/28
D126,839	S	*	4/1941	Schiess	D5/28
D150,646	S	*	8/1948	Patterson	D5/28
D159,045	S	*	6/1950	Caldwell	D6/583
D201,241	S	*	6/1965	Clift	D6/585

D232,895	S	*	9/1974	Bell	D6/585
D232,995	S	*	10/1974	Molzen	D6/583
D313,511	S	*	1/1991	Oh	D5/28
D343,087	S	*	1/1994	Kaiser	D6/583
D376,944	S	*	12/1996	Dunn	D6/582
D393,740	S	*	4/1998	Stevens	D2/893
D414,642	S	*	10/1999	Williams	D6/582
D417,235	S	*	11/1999	Malik et al.	D19/9
6,014,779	A	*	1/2000	Lindholm	4/583
D447,660	S	*	9/2001	Malin	D6/582
6,296,919	B1	*	10/2001	Rockwell, Jr. et al.	428/85
6,340,514	B1	*	1/2002	Kerr et al.	428/159
D474,856	S	*	5/2003	Hatto	D27/189
D478,761	S	*	8/2003	Robbins, III	D6/582
6,760,937	B1	*	7/2004	Ou	5/652.1

* cited by examiner

Primary Examiner—M. H. Tung

Assistant Examiner—Susan Moon Lee

(74) *Attorney, Agent, or Firm*—Baker & McKenzie LLP

(57) **CLAIM**

The ornamental design for a data card, as shown and described.

DESCRIPTION

FIG. 1 is a front perspective view of a data card showing our design;

FIG. 2 is a front elevational view thereof;

FIG. 3 is a rear elevational view thereof;

FIG. 4 is a top elevational view thereof;

FIG. 5 is a bottom elevational view thereof;

FIG. 6 is a left side elevational view thereof; and,

FIG. 7 is a right side elevational view thereof.

The portion of the FIG. 3 view shown in broken lines is for illustrative purposes only and forms no part of the claimed design.

1 Claim, 2 Drawing Sheets

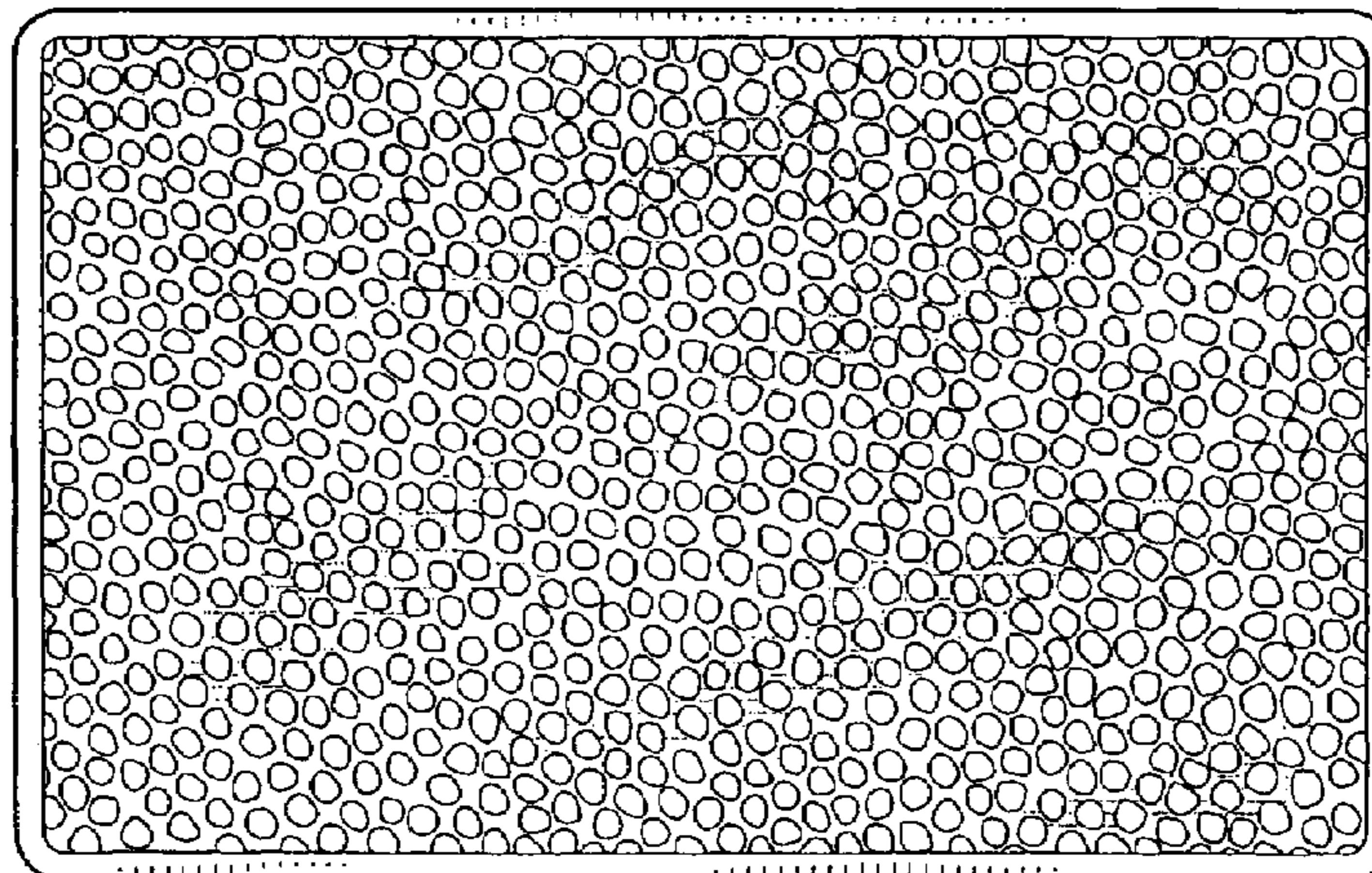


FIG. 1

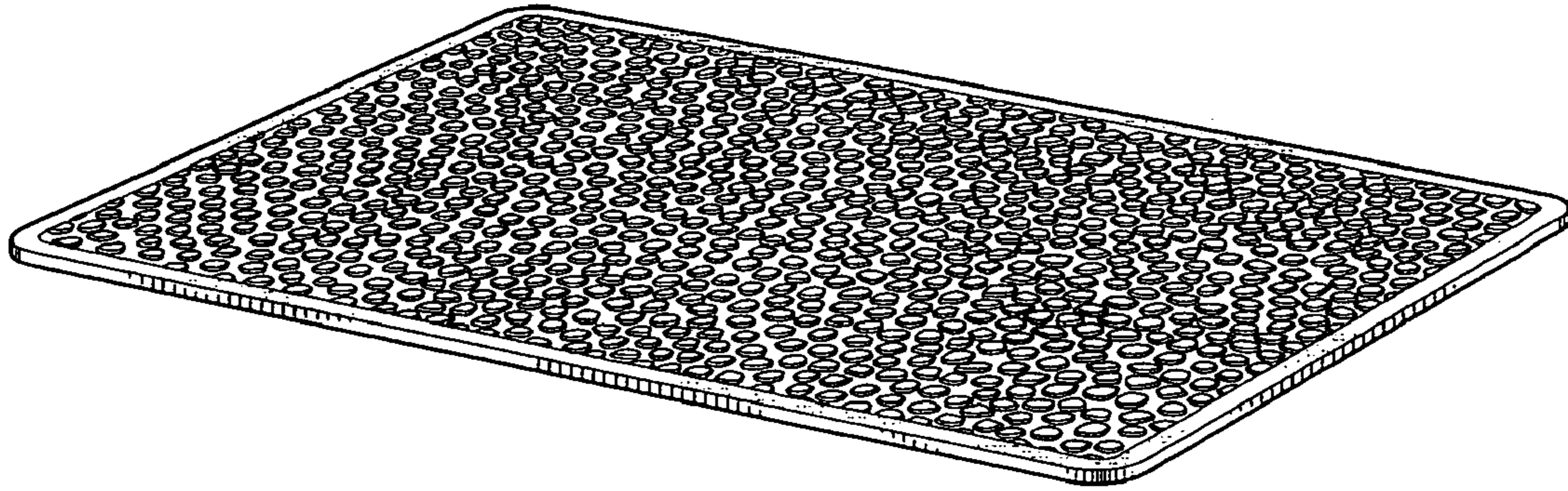


FIG. 2

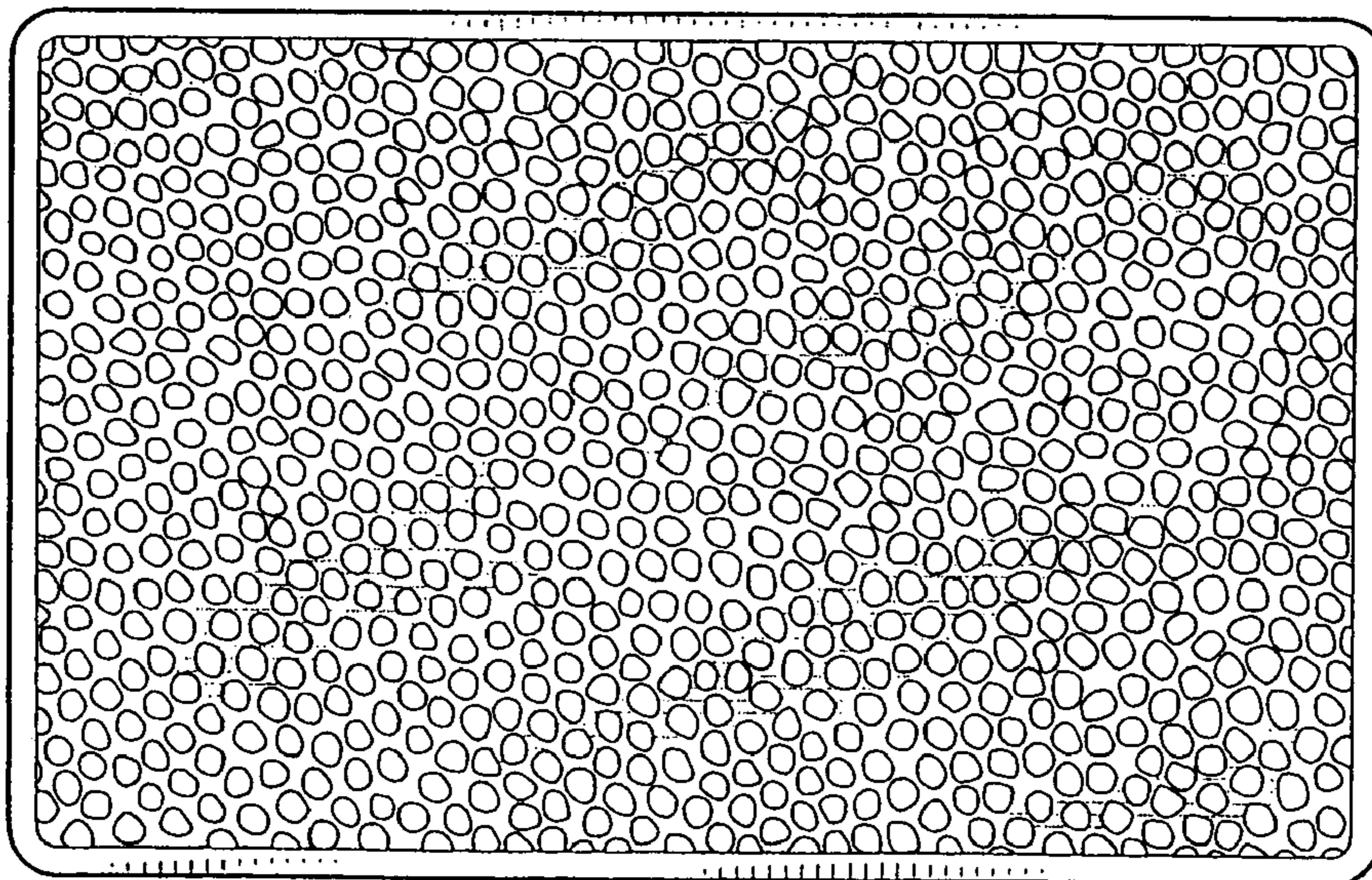


FIG.3

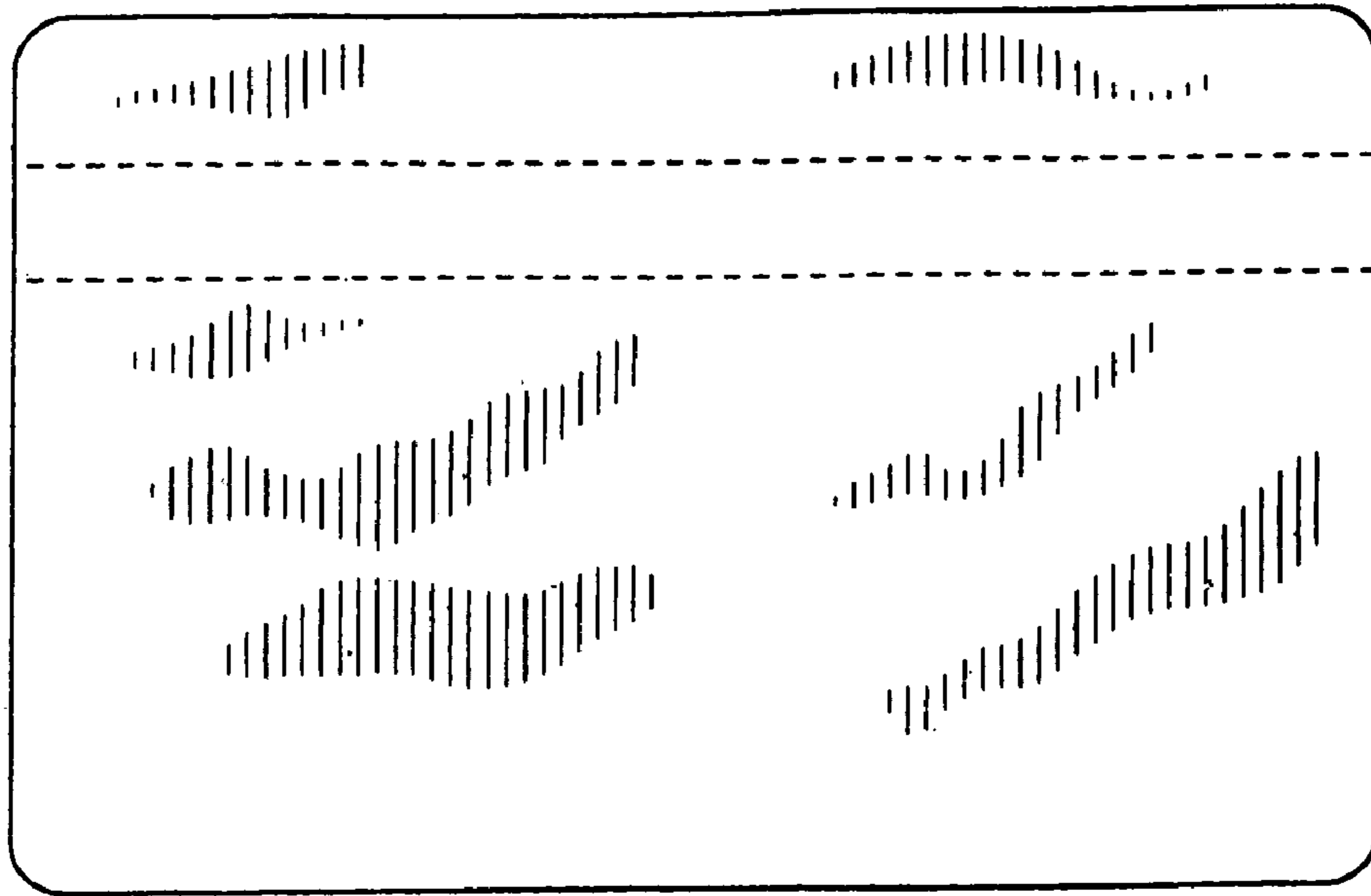


FIG.4

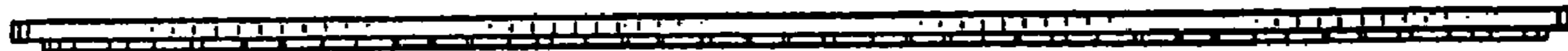


FIG.6



FIG.7



FIG.5

