



US00D554640S

(12) **United States Design Patent** (10) **Patent No.:** **US D554,640 S**
Ponnert et al. (45) **Date of Patent:** **** Nov. 6, 2007**

- (54) **OPERATOR TERMINAL**
- (75) Inventors: **Oskar Ponnert**, Malmö (SE); **Mårten Rittfeldt**, Skanör (SE)
- (73) Assignee: **Beijer Electronics AB**, Malmö (SE)
- (**) Term: **14 Years**
- (21) Appl. No.: **29/272,679**
- (22) Filed: **Feb. 15, 2007**

- D412,897 S 8/1999 Attwood et al.
- D420,342 S 2/2000 Murray
- 6,437,552 B1 8/2002 Sekel et al.
- D481,057 S 10/2003 Brady et al.
- D490,420 S 5/2004 Solomon et al.
- D541,800 S * 5/2007 Ponnert et al. D14/388

OTHER PUBLICATIONS

Brochure, "IPC-15," Beijer Electronics, Dec. 2003, 2 pages.
Brochure, "CIMREX operator terminals provide the right functionality," Beijer Electronics, Sweden, Aug. 2004, 4 pages.

* cited by examiner

Primary Examiner—Freda S Nunn

(74) *Attorney, Agent, or Firm*—Birch, Stewart, Kolasch & Birch, LLP

Related U.S. Application Data

- (62) Division of application No. 29/227,630, filed on Apr. 14, 2005, now Pat. No. Des. 541,800.

Foreign Application Priority Data

- (30) Oct. 15, 2004 (EM) 000247598-0003

- (51) **LOC (8) Cl.** **14-02**
- (52) **U.S. Cl.** **D14/388**
- (58) **Field of Classification Search** D14/341-346, D14/371, 388; D18/1, 2, 7, 11; D24/186; 235/145 A, 145 R; 345/156, 168, 169, 172, 345/173; 349/12; 361/680-686; D10/46; D16/237; 324/72.5

See application file for complete search history.

References Cited

U.S. PATENT DOCUMENTS

- D269,372 S 6/1983 Reis et al.
- D314,346 S 2/1991 Mann
- D378,514 S 3/1997 Kruse et al.

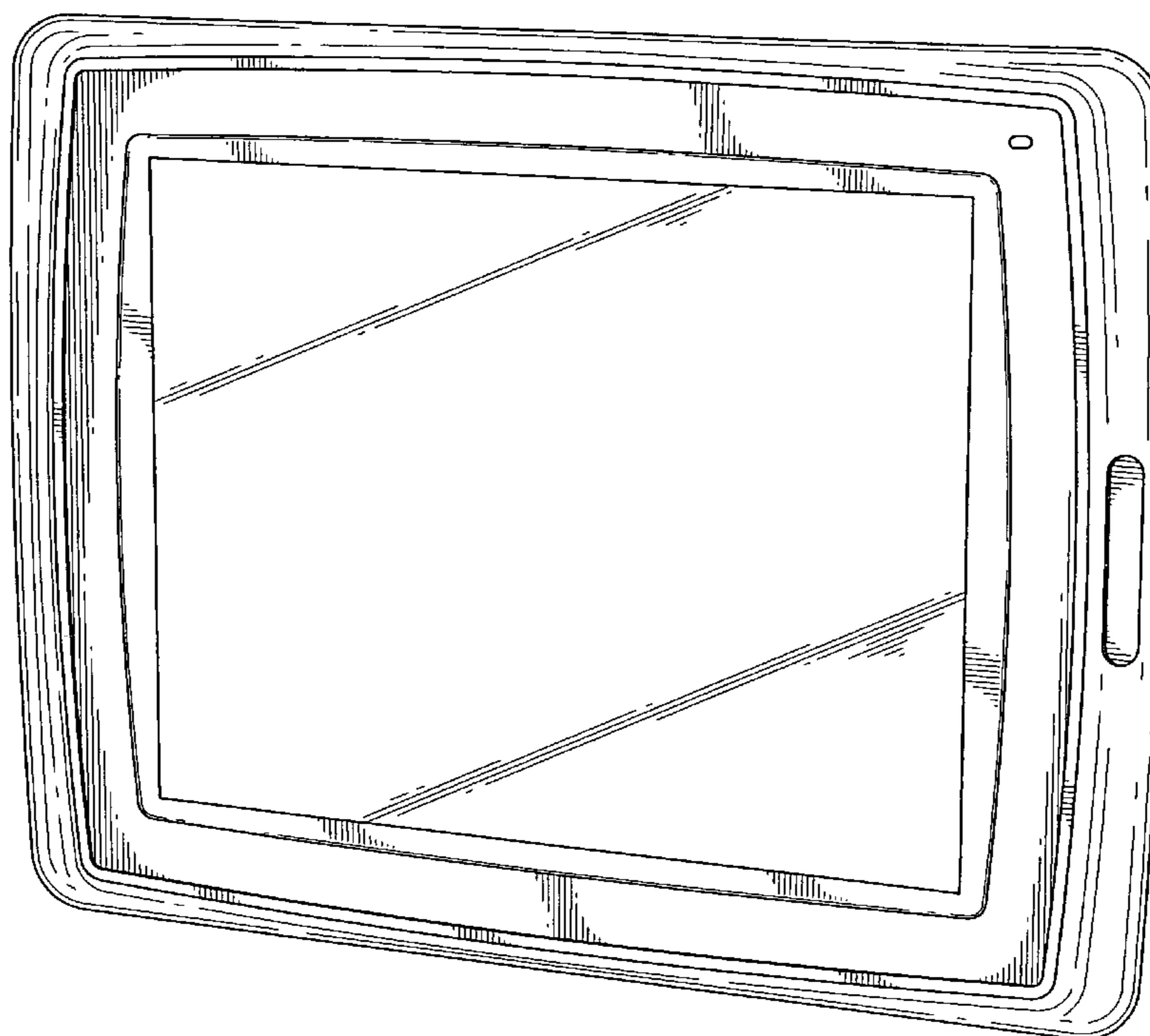
CLAIM

The ornamental design for an operator terminal, as shown and described.

DESCRIPTION

FIG. 1 is a front elevational view of an operator terminal showing my new design;
FIG. 2 is a top plan view thereof;
FIG. 3 is a left side elevational view thereof;
FIG. 4 is a right side elevational view thereof;
FIG. 5 is a bottom plan view thereof;
FIG. 6 is a rear elevational view thereof; and,
FIG. 7 is a perspective view thereof.

1 Claim, 3 Drawing Sheets



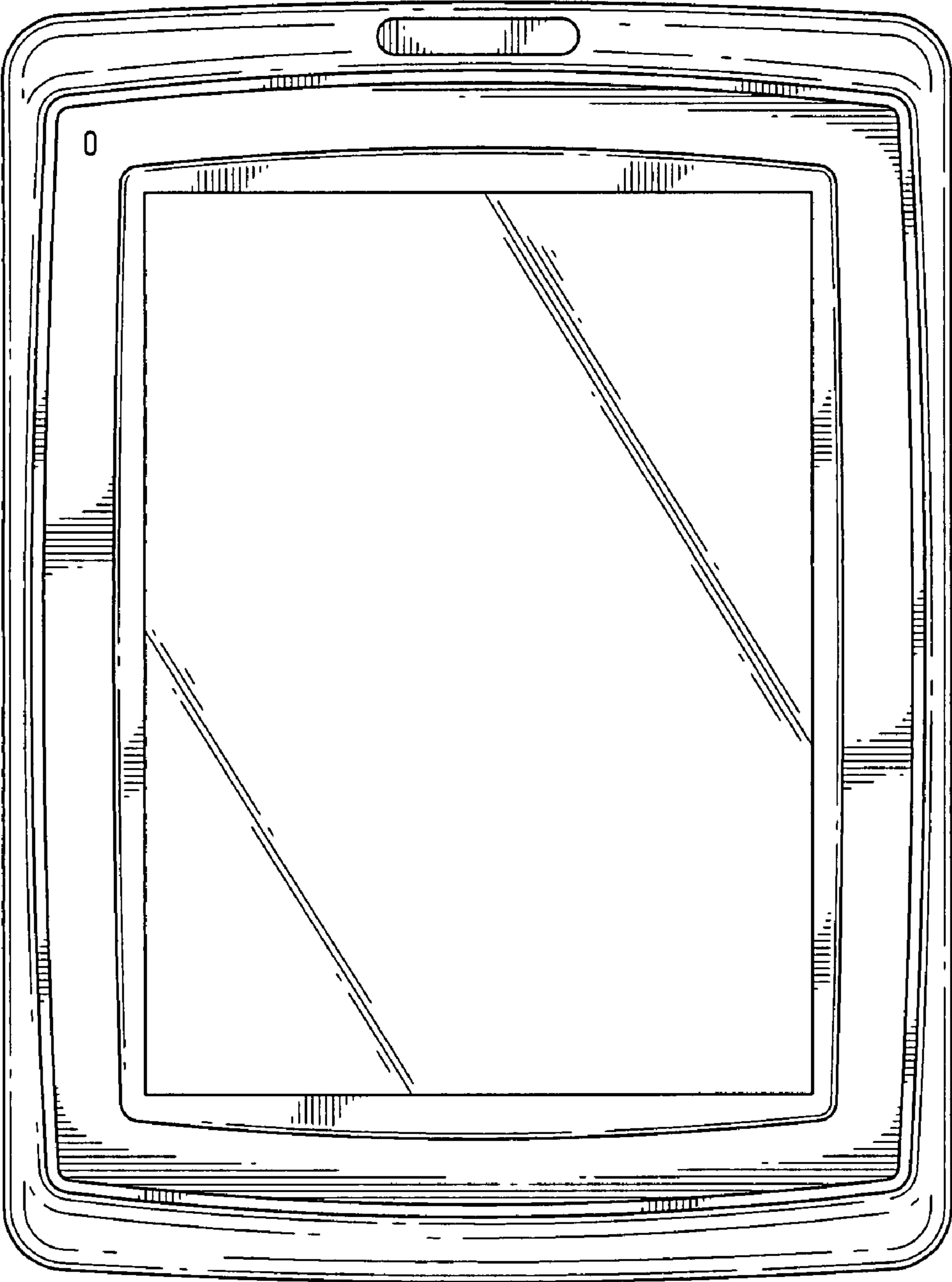


FIG.1



FIG. 2

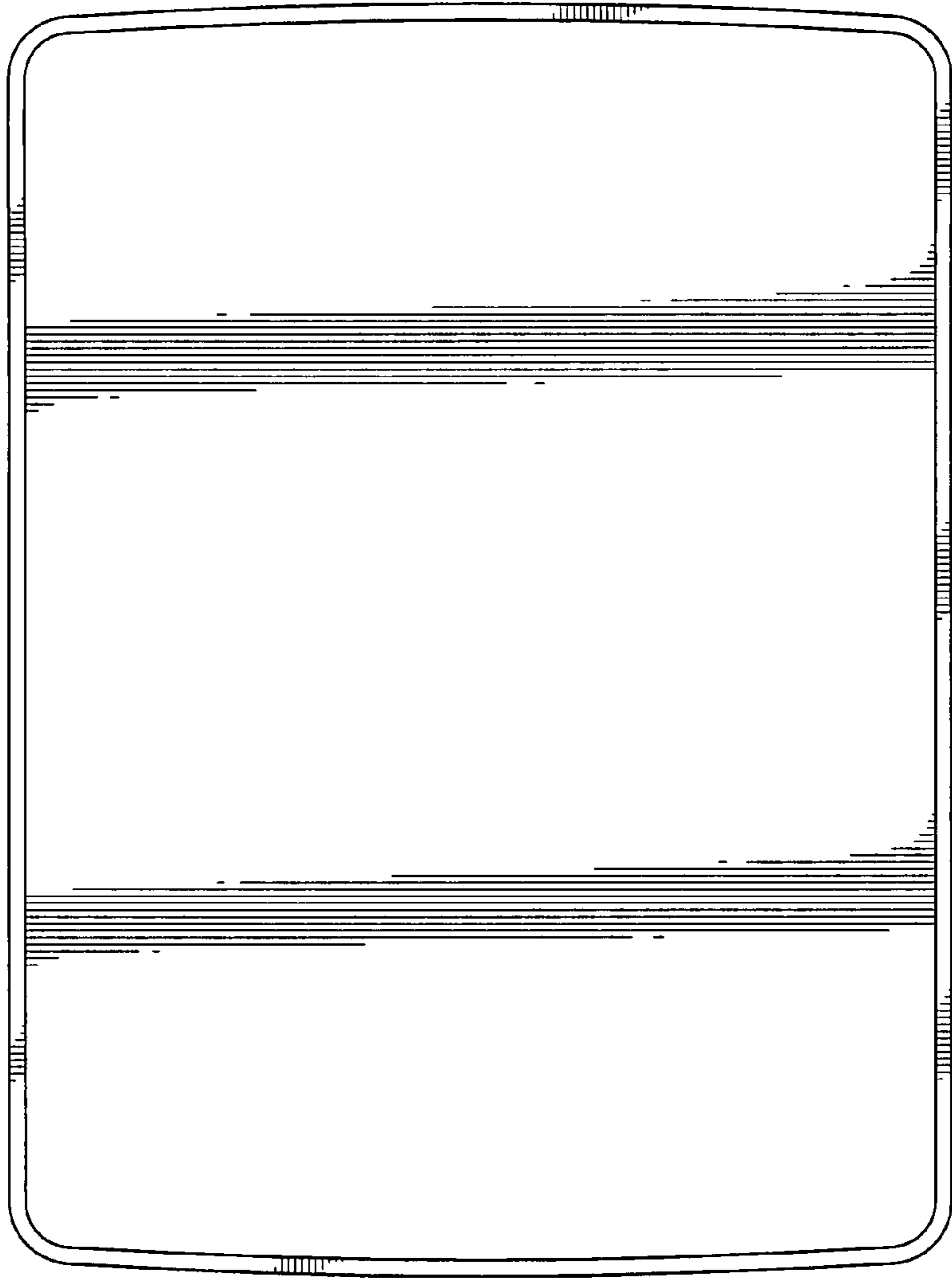


FIG. 3




FIG. 4



FIG. 5

FIG. 6

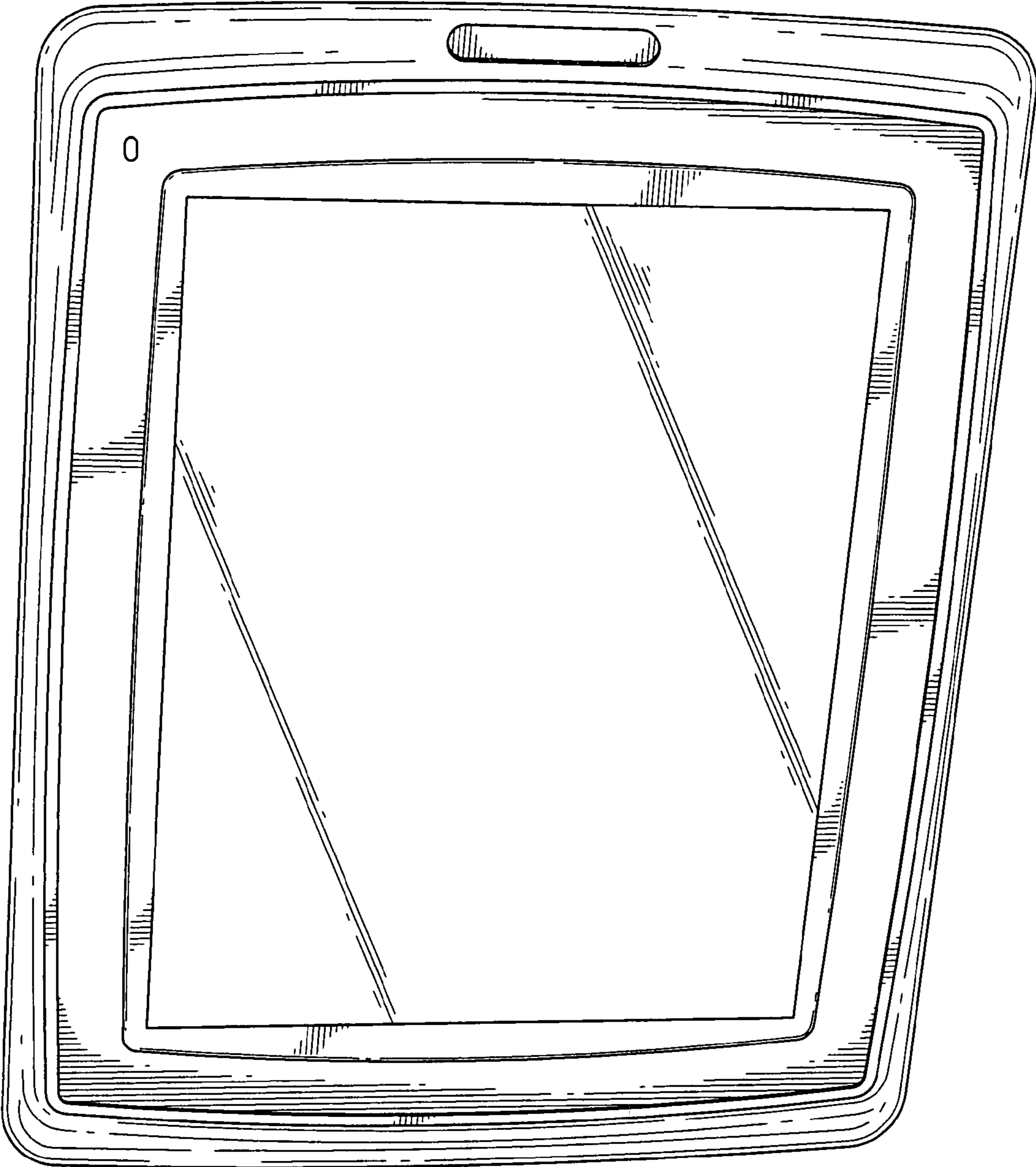


FIG. 7