



US00D554638S

(12) **United States Design Patent**
Heesen

(10) **Patent No.:** **US D554,638 S**

(45) **Date of Patent:** **** Nov. 6, 2007**

(54) **COMPUTER HOUSING**

(75) Inventor: **Klaus Heesen**, Leonberg (DE)

(73) Assignee: **Hush Technologies Investments Ltd.**,
London (GB)

(**) Term: **14 Years**

(21) Appl. No.: **29/245,404**

(22) Filed: **Dec. 23, 2005**

(30) **Foreign Application Priority Data**

Jun. 24, 2005 (EM) 000366513-0001/0004

(51) **LOC (8) Cl.** **14-02**

(52) **U.S. Cl.** **D14/348**

(58) **Field of Classification Search** D14/300,
D14/314, 354, 356, 361-370; D13/162,
D13/184, 199; 312/223.1; 360/99.01-99.12;
361/680-686, 690-696; 369/34.01, 36.01
See application file for complete search history.

(56) **References Cited**

U.S. PATENT DOCUMENTS

D305,227 S * 12/1989 Esslinger D14/354

D342,724 S * 12/1993 Yurkonis et al. D14/354
5,793,608 A * 8/1998 Winick et al. 361/695
D422,270 S * 4/2000 Wong D14/354
6,088,224 A * 7/2000 Gallagher et al. 361/695
D439,893 S * 4/2001 Tokuhara et al. D14/301
D474,767 S * 5/2003 Heesen D14/354

* cited by examiner

Primary Examiner—Freda S Nunn

(74) *Attorney, Agent, or Firm*—Banner & Witcoff, Ltd.

(57) **CLAIM**

The ornamental design for computer housing, as shown and described.

DESCRIPTION

FIG. 1 is a top-front perspective view of a computer housing showing my new design;


FIG. 2 is a front view thereof;

FIG. 3 is a top-front perspective view of a second embodiment of a computer housing showing my new design;

FIG. 4 is a front view thereof; and,

FIG. 5 is a top view of both embodiments.

1 Claim, 5 Drawing Sheets






FIG. 1



FIG. 2




FIG. 3



FIG. 4




FIG. 5