



US00D554635S

(12) **United States Design Patent**  
**Chung et al.**

(10) **Patent No.:** **US D554,635 S**

(45) **Date of Patent:** **\*\* Nov. 6, 2007**

(54) **PERSONAL DIGITAL ASSISTANT**  
(75) Inventors: **Jin-Man Chung**, Seoul (KR);  
**Beom-Gu Han**, Seoul (KR);  
**Chang-Hwan Hwang**, Goyang-si (KR)

(73) Assignee: **Samsung Electronics Co., Ltd.** (KR)

(\*\*) Term: **14 Years**

(21) Appl. No.: **29/257,730**

(22) Filed: **Apr. 10, 2006**

(30) **Foreign Application Priority Data**

Feb. 9, 2006 (KR) ..... 30-2006-0004859

(51) **LOC (8) Cl.** ..... **14-02**

(52) **U.S. Cl.** ..... **D14/341; D14/345**

(58) **Field of Classification Search** ..... D14/341-346,  
D14/371-375, 138, 336, 388; D19/29, 59,  
D19/60; 345/104, 156, 168, 173, 684; 434/307 R,  
434/308, 309, 317; 178/18.03; 349/12;  
361/680-686; 455/575.1

See application file for complete search history.

(56) **References Cited**

**U.S. PATENT DOCUMENTS**

D389,465 S \* 1/1998 Heiman et al. .... D14/336  
D390,541 S \* 2/1998 Chiba ..... D14/345  
6,297,795 B1 \* 10/2001 Kato et al. .... 345/684  
D480,722 S \* 10/2003 Griffin ..... D14/346  
D498,737 S \* 11/2004 Park et al. .... D14/138  
D498,754 S \* 11/2004 Blyth ..... D14/341

D502,945 S \* 3/2005 Huang et al. .... D14/341  
D504,120 S \* 4/2005 Edoff ..... D14/138  
D504,890 S \* 5/2005 Sung et al. .... D14/346  
D505,676 S \* 5/2005 Porter et al. .... D14/388  
D505,950 S \* 6/2005 Summit et al. .... D14/341  
2005/0014537 A1 \* 1/2005 Gammon et al. .... 455/575.1

\* cited by examiner

*Primary Examiner*—Freda S Nunn

(74) *Attorney, Agent, or Firm*—Cantor Colburn LLP

(57) **CLAIM**

We claim the ornamental design for a personal digital assistant, as shown and described.

**DESCRIPTION**

FIG. 1 is a top and front perspective view of a personal digital assistant, showing our new design;  
FIG. 2 is a front elevational view thereof;  
FIG. 3 is a rear elevational view thereof;  
FIG. 4 is a left side elevational view thereof;  
FIG. 5 is a right side elevational view thereof;  
FIG. 6 is a top plan view thereof;  
FIG. 7 is a bottom plan view thereof; and  
FIG. 8 is a front and right side perspective view thereof, the personal digital assistant being in an alternate position; and,  
FIG. 9 is a bottom plan view thereof, the personal digital assistant being in an alternate position.

**1 Claim, 4 Drawing Sheets**

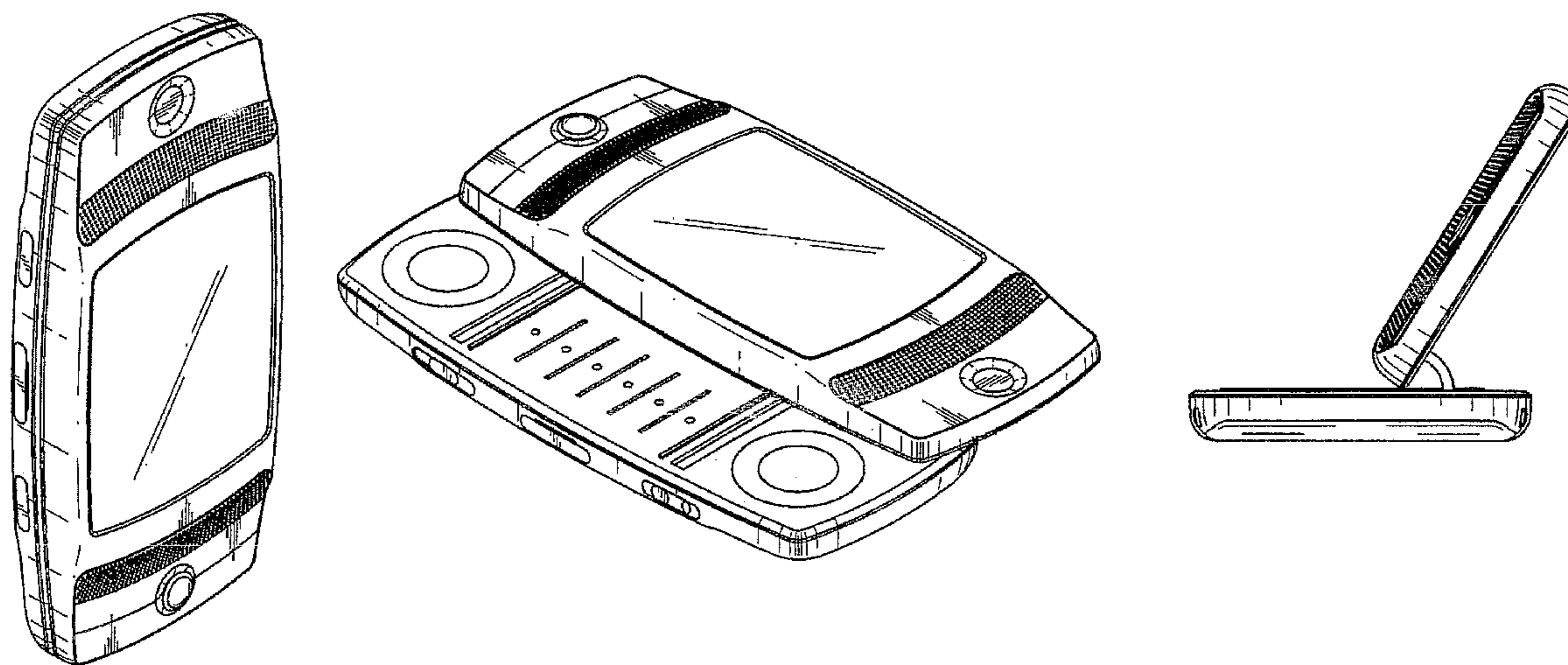


FIG. 1

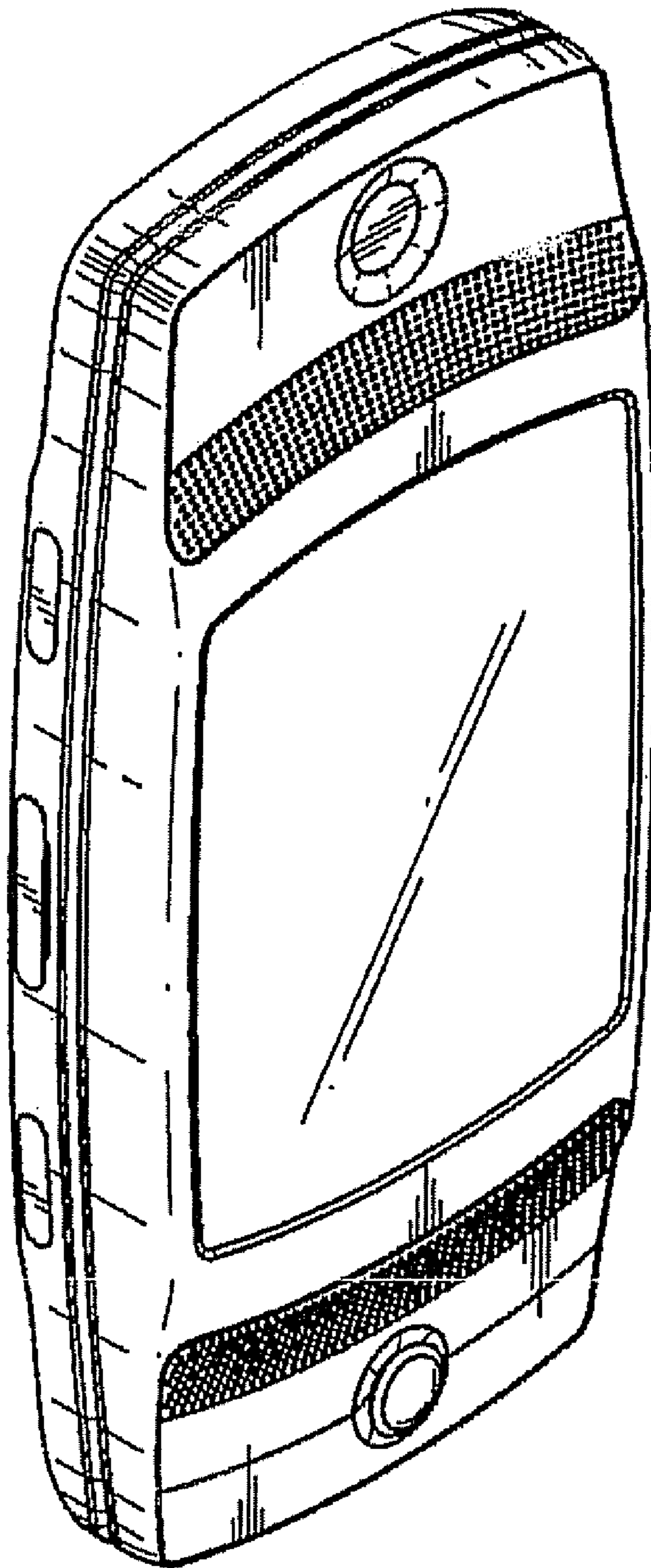


FIG. 2

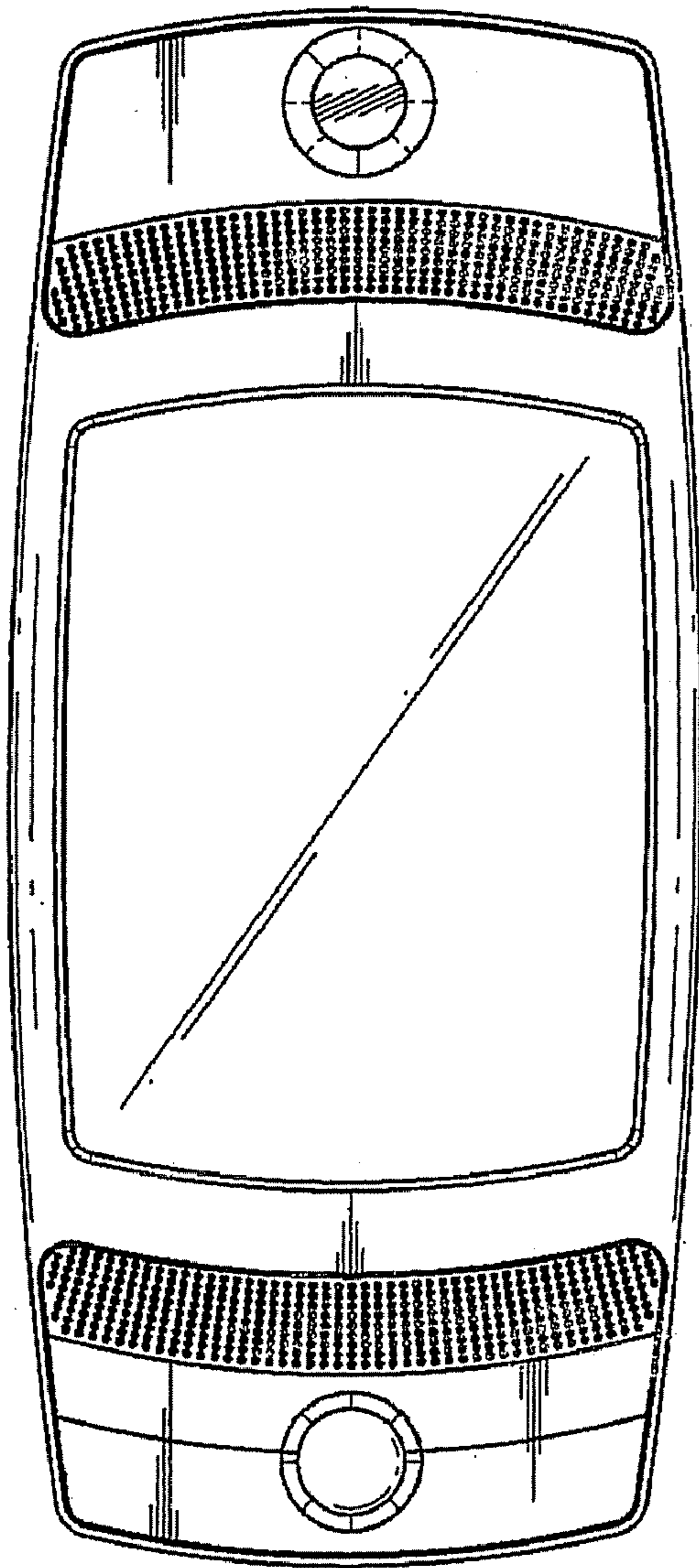


FIG. 3

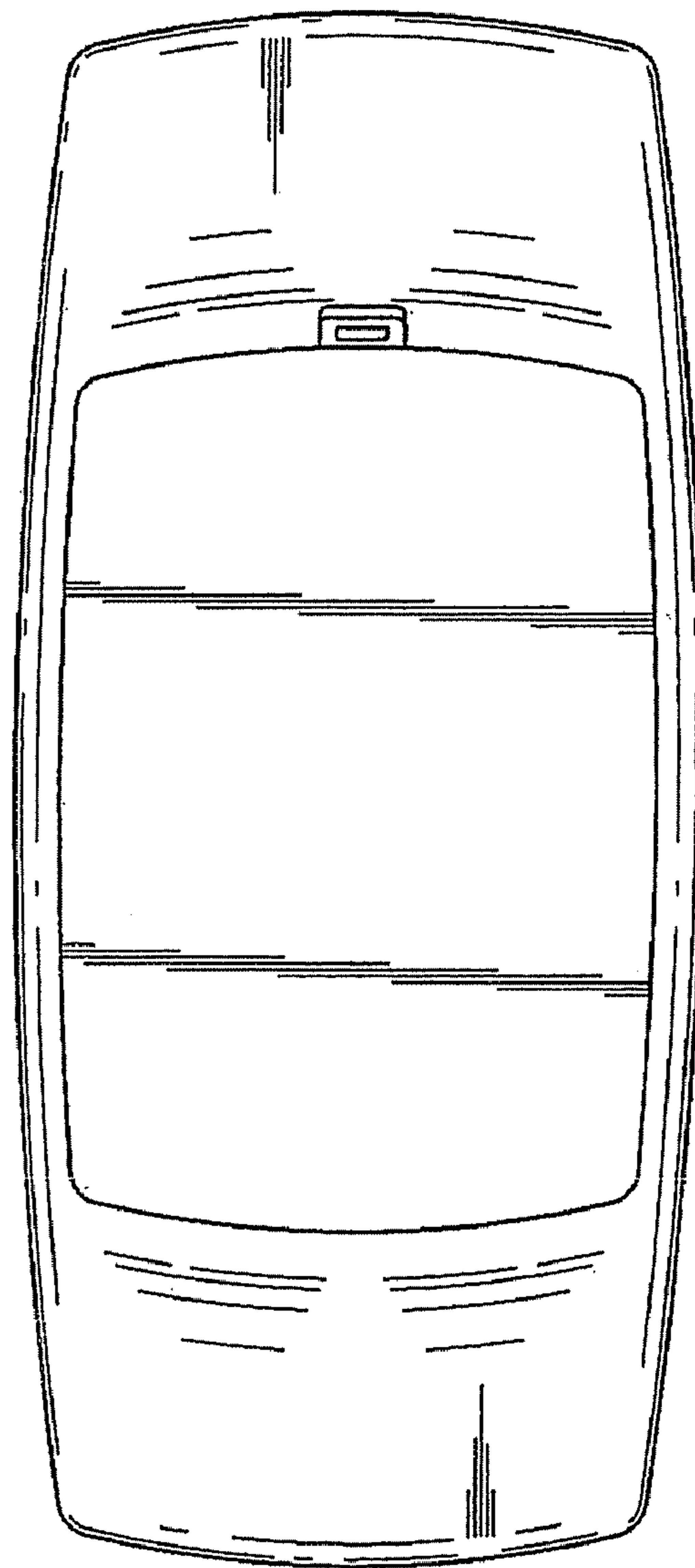




FIG. 4

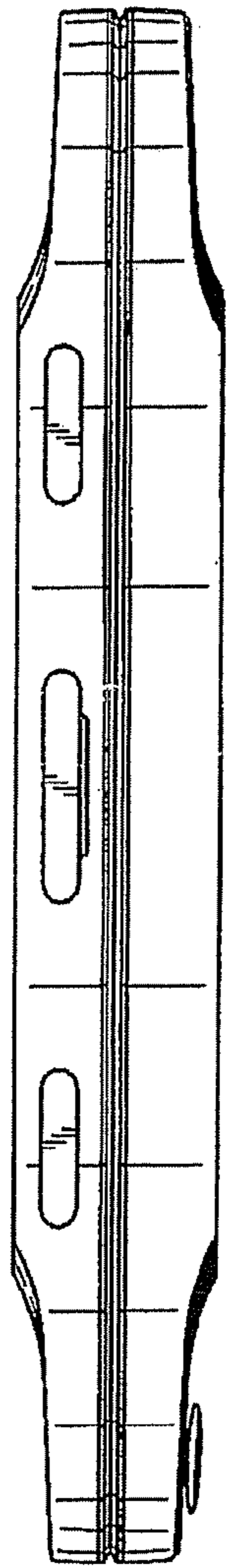


FIG. 5

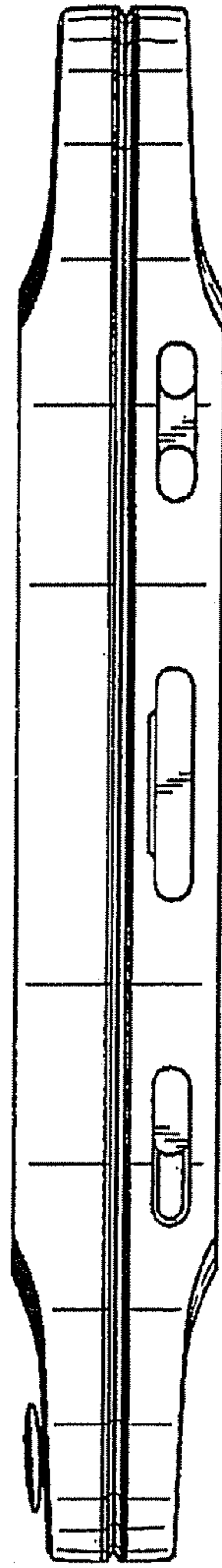


FIG. 6




FIG. 7




FIG. 8

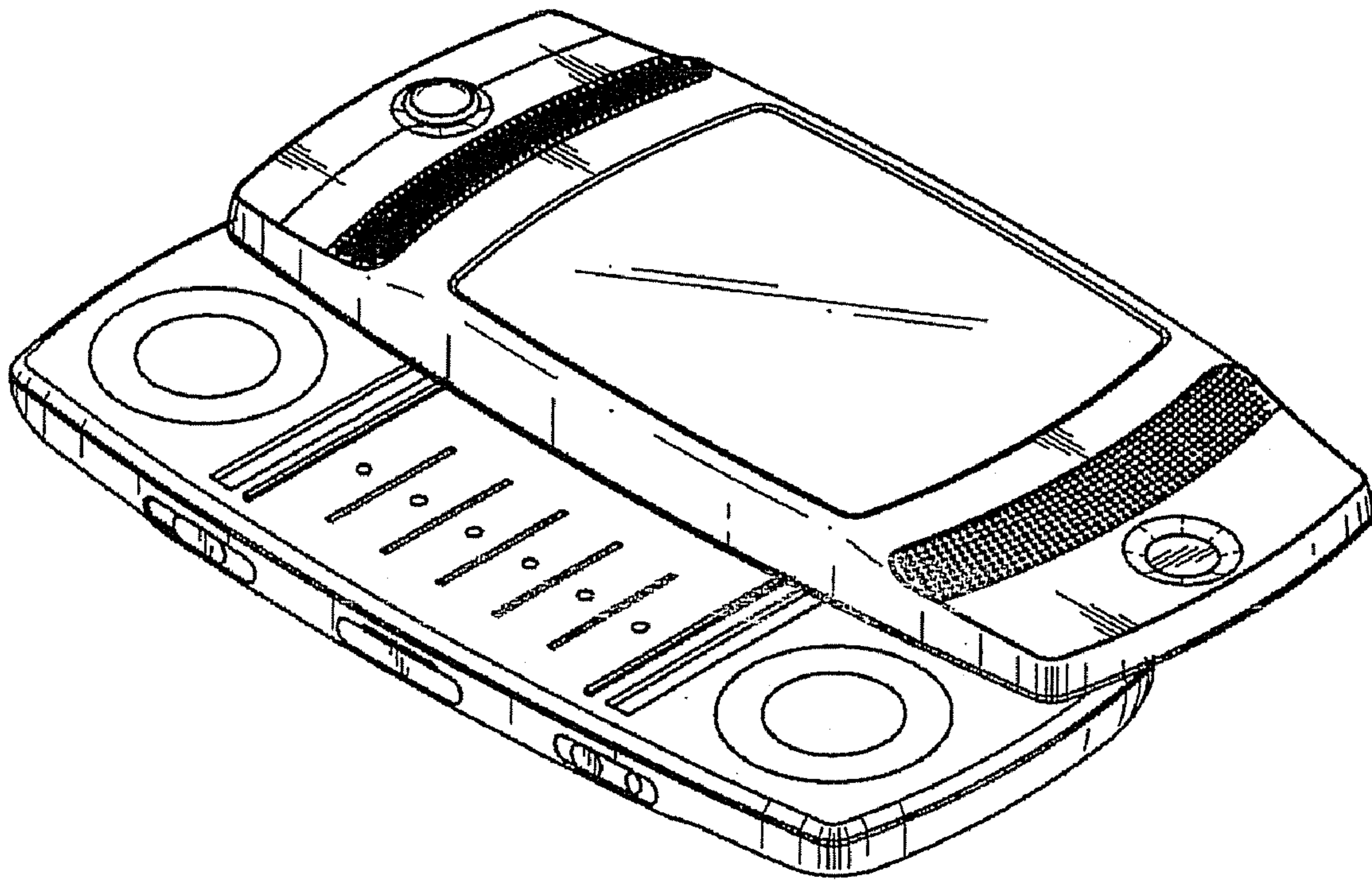


FIG. 9

