



US00D554618S

(12) **United States Design Patent**  
**Sogabe**

(10) **Patent No.:** **US D554,618 S**

(45) **Date of Patent:** **\*\* Nov. 6, 2007**

(54) **SPEAKER BOX**

(75) Inventor: **Takashi Sogabe**, Tokyo (JP)

(73) Assignee: **Sony Corporation**, Tokyo (JP)

(\*\*) Term: **14 Years**

(21) Appl. No.: **29/260,760**

(22) Filed: **Jun. 1, 2006**

(30) **Foreign Application Priority Data**

Jan. 6, 2006 (JP) ..... D2006-000132

(51) **LOC (8) Cl.** ..... **14-01**

(52) **U.S. Cl.** ..... **D14/214**

(58) **Field of Classification Search** ..... D14/204,  
D14/209-216; 181/143-144, 147-148, 150,  
181/157, 198-199, 151, 153; 381/300-302,  
381/306, 333, 345, 361-364, 386-388, 332,  
381/336

See application file for complete search history.

(56) **References Cited**

**U.S. PATENT DOCUMENTS**

D382,877 S \* 8/1997 Cheng ..... D14/214  
D392,289 S \* 3/1998 Isonaga ..... D14/214  
D405,450 S \* 2/1999 Niitsu ..... D14/214  
D421,608 S 3/2000 Shintani

D471,894 S \* 3/2003 Oikawa ..... D14/214  
D480,707 S \* 10/2003 Bolton et al. .... D14/214  
D514,089 S \* 1/2006 Jones ..... D14/214

**FOREIGN PATENT DOCUMENTS**

JP D0735594 S 6/1988  
JP D-1159681 S 12/2002

\* cited by examiner

*Primary Examiner*—Nanda Bondade

(74) *Attorney, Agent, or Firm*—Rader, Fishman & Grauer  
PLLC

(57) **CLAIM**

The ornamental design for a speaker box, as shown.

**DESCRIPTION**

FIG. 1 is a perspective view of a speaker box showing my  
new design;

FIG. 2 is a front elevational view thereof;

FIG. 3 is a rear elevational view thereof;

FIG. 4 is a left side elevational view thereof;

FIG. 5 is a right side elevational view thereof;

FIG. 6 is a top plan view thereof; and,

FIG. 7 is a bottom plan view thereof.

**1 Claim, 7 Drawing Sheets**

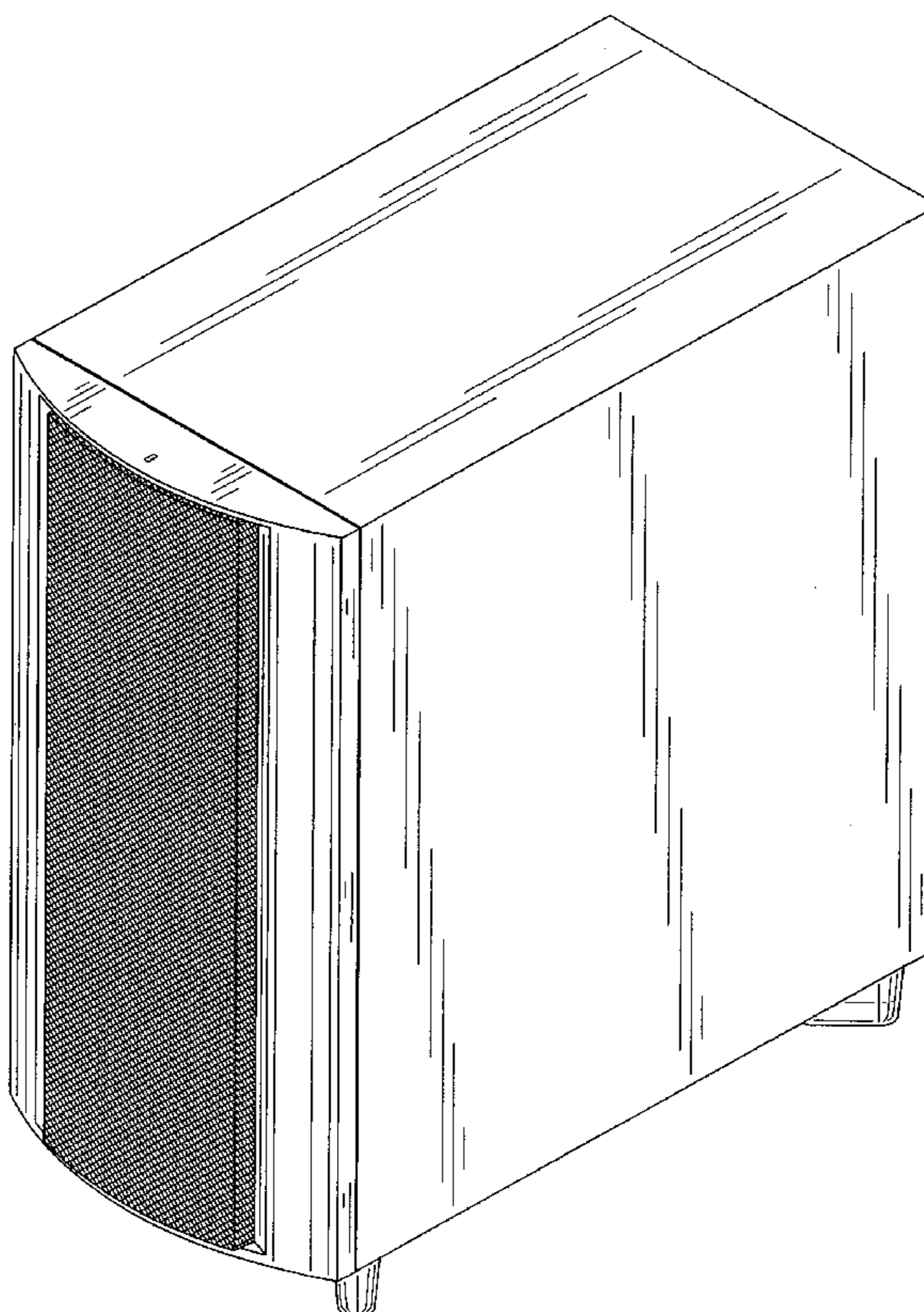


Fig.1

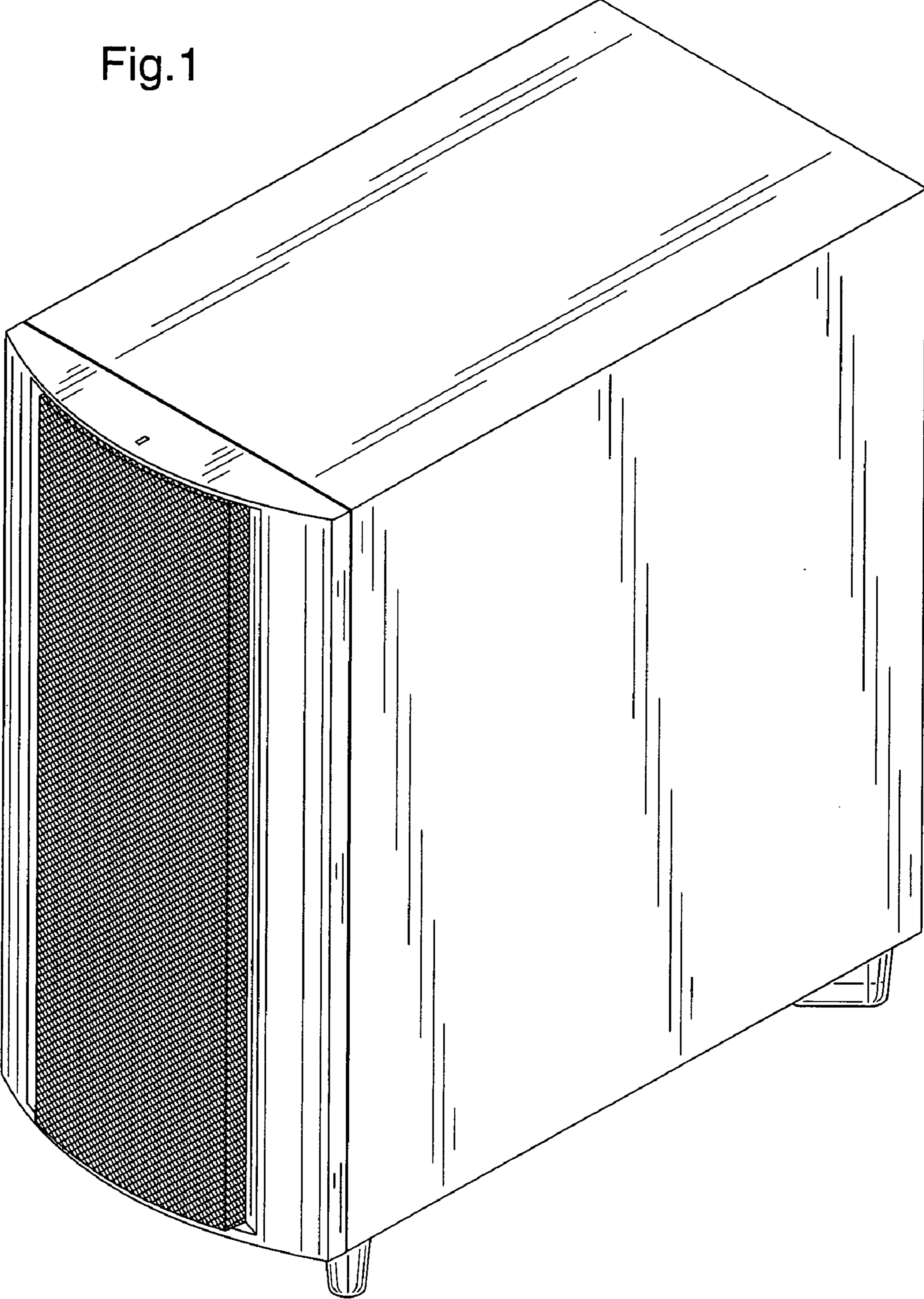


Fig.2




Fig.3

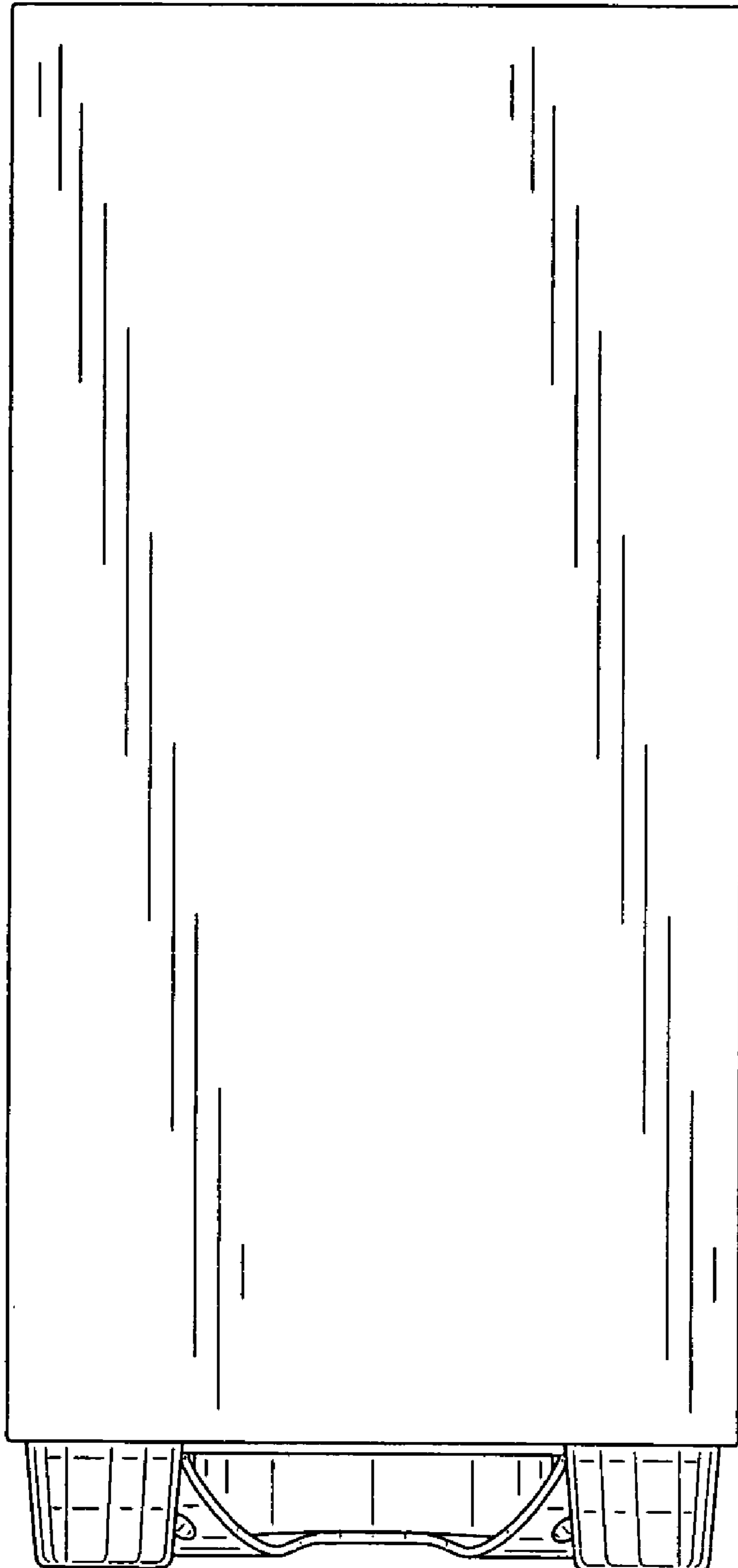


Fig.4




Fig.5

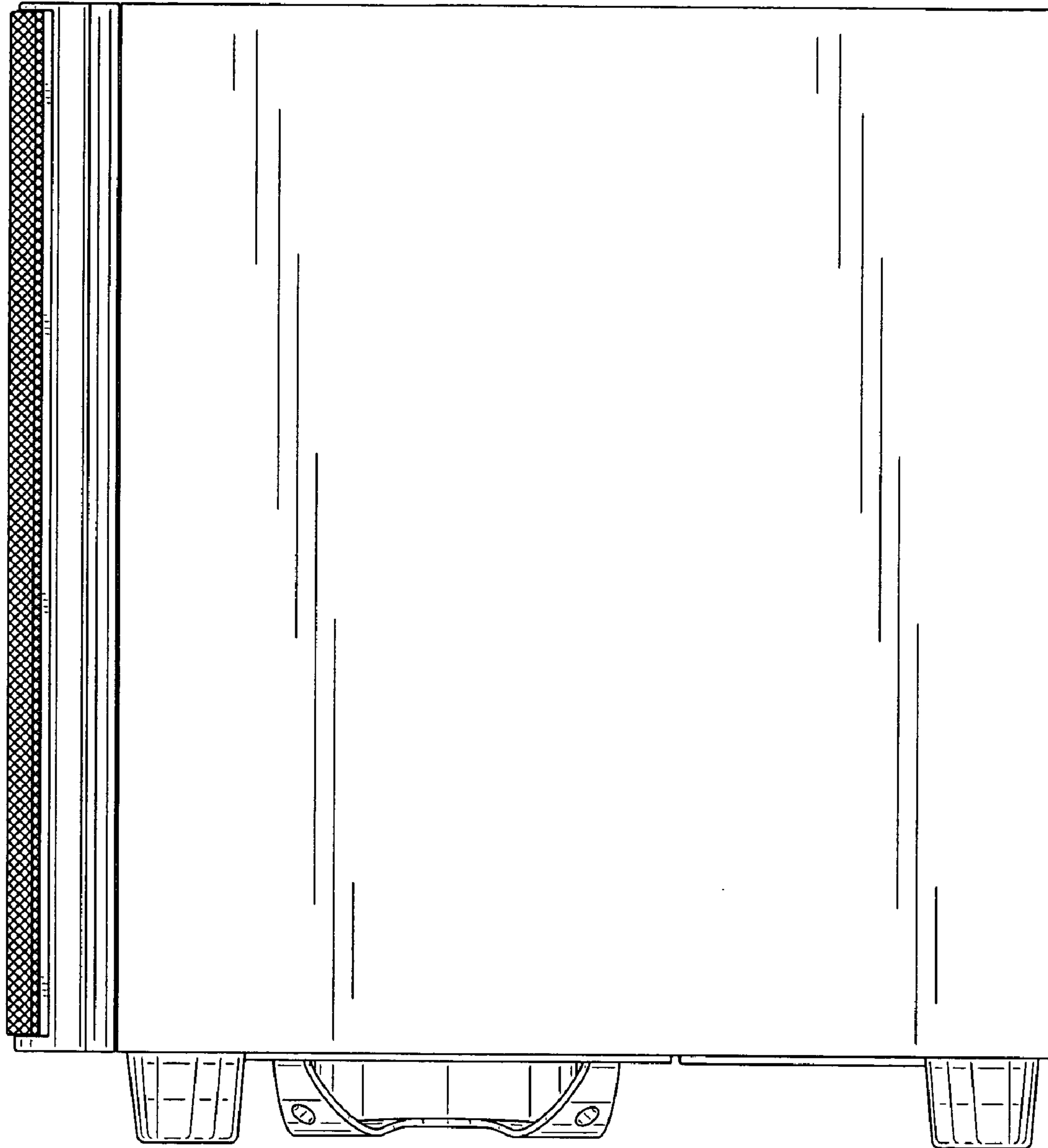


Fig.6

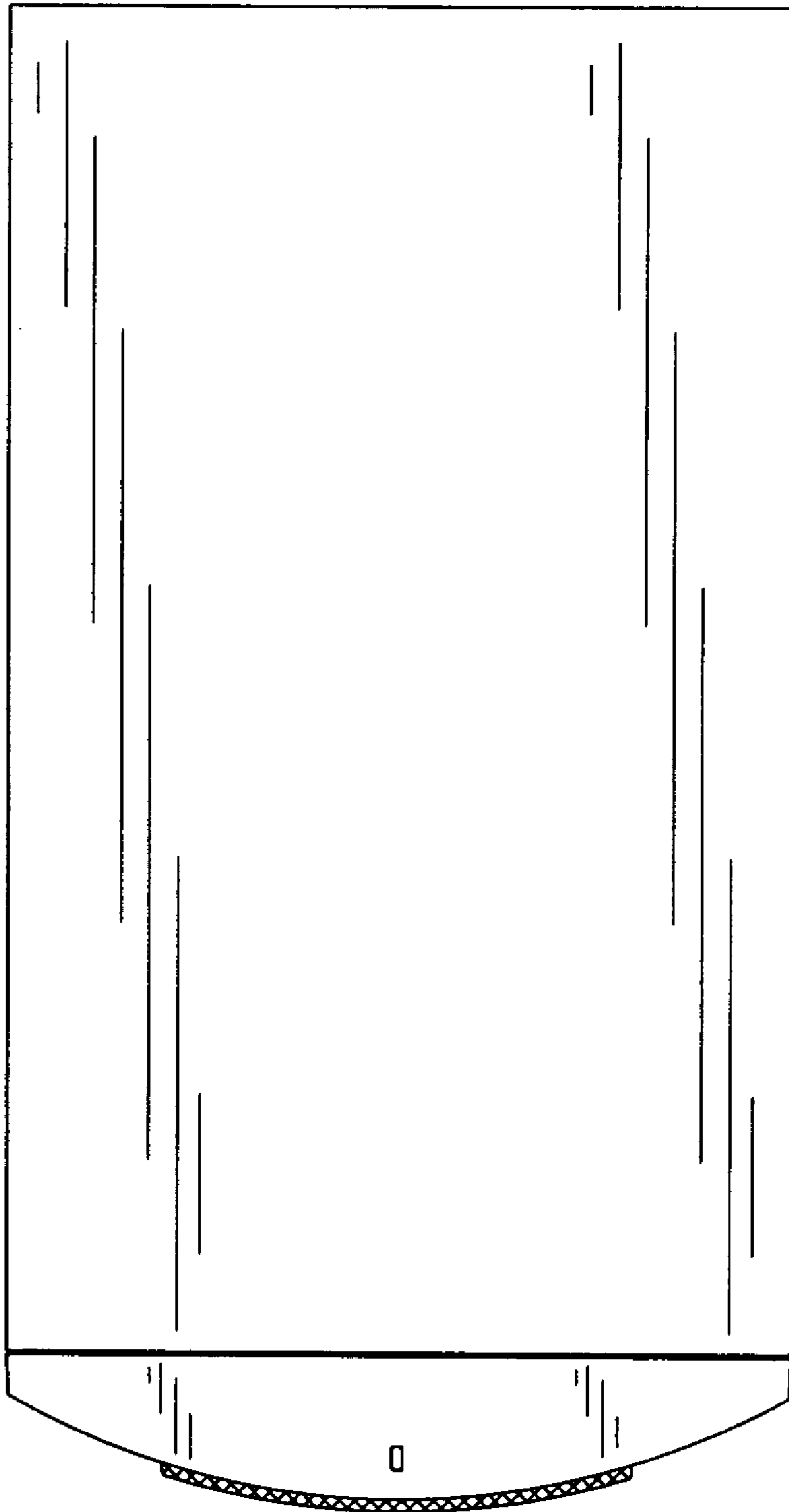


Fig.7

