



US00D554609S

(12) **United States Design Patent**
Miake

(10) **Patent No.:** **US D554,609 S**

(45) **Date of Patent:** **** Nov. 6, 2007**

(54) **MOBILE PHONE**

(75) Inventor: **Nobu Miake**, Osaka (JP)

(73) Assignee: **Sanyo Electric Co., Ltd.**, Osaka (JP)

(**) Term: **14 Years**

(21) Appl. No.: **29/247,210**

(22) Filed: **Jun. 6, 2006**

(30) **Foreign Application Priority Data**

Dec. 27, 2005 (JP) 2005-038401

(51) **LOC (8) Cl.** **14-03**

(52) **U.S. Cl.** **D14/138**

(58) **Field of Classification Search** D14/496,
D14/138, 341-347; 455/575.3, 575.1; D21/517
See application file for complete search history.

(56) **References Cited**

U.S. PATENT DOCUMENTS

D446,201 S *	8/2001	Kim	D14/138
D476,968 S *	7/2003	Yokoyama	D14/138
D477,296 S *	7/2003	Minamide	D14/138
D481,697 S *	11/2003	Rausch et al.	D14/138
D486,810 S *	2/2004	Chung	D14/138
D489,699 S *	5/2004	Hwang et al.	D14/138
D490,792 S *	6/2004	Lee	D14/138
D491,906 S *	6/2004	Okamatsu	D14/138
D491,907 S *	6/2004	Ogawa	D14/138
D496,019 S *	9/2004	Okada et al.	D14/138
D501,455 S *	2/2005	Hunt et al.	D14/138
D501,851 S *	2/2005	Watanabe et al.	D14/248
D504,670 S *	5/2005	Lodato et al.	D14/138
D505,124 S *	5/2005	Takada	D14/138
D507,255 S *	7/2005	Watanabe et al.	D14/138
D507,553 S *	7/2005	Gotou et al.	D14/138
D509,815 S *	9/2005	Jang	D14/138
D510,923 S *	10/2005	Okamatsu	D14/138
D518,461 S *	4/2006	Watanabe et al.	D14/138

D518,464 S *	4/2006	Lee et al.	D14/138
D521,972 S *	5/2006	Yun et al.	D14/138
D526,982 S *	8/2006	Ahn	D14/138
D536,686 S *	2/2007	Miyata	D14/138
D538,249 S *	3/2007	Katayama	D14/138
2006/0293096 A1 *	12/2006	Kakuguchi et al.	455/575.3

FOREIGN PATENT DOCUMENTS

JP	1167430	*	3/2003
JP	1188896	*	10/2003
JP	1190601	*	11/2003

OTHER PUBLICATIONS

“Sanyo Announces the Sprint Power Vision SCP-8400”, posted Sep. 12, 2006, 2pp including 1pg of photos, [online], [retrieved on May 7, 2007], Retrieved from Internet <URL:www.mobiletechnews.com>.*

* cited by examiner

Primary Examiner—Jeffrey Asch
(74) *Attorney, Agent, or Firm*—Darby & Darby

(57) **CLAIM**

The ornamental design for mobile phone, as shown and described.

DESCRIPTION

FIG. 1 is a front, right-side perspective view with the lid open of our new design for mobile phone;
FIG. 2 is a top, front, right-side perspective view thereof;
FIG. 3 is a front elevation view thereof;
FIG. 4 is a rear elevation view thereof;
FIG. 5 is a top plan view thereof;
FIG. 6 is a bottom plan view thereof;
FIG. 7 is a left-side elevation view thereof; and,
FIG. 8 is a right-side elevation view thereof.

1 Claim, 2 Drawing Sheets

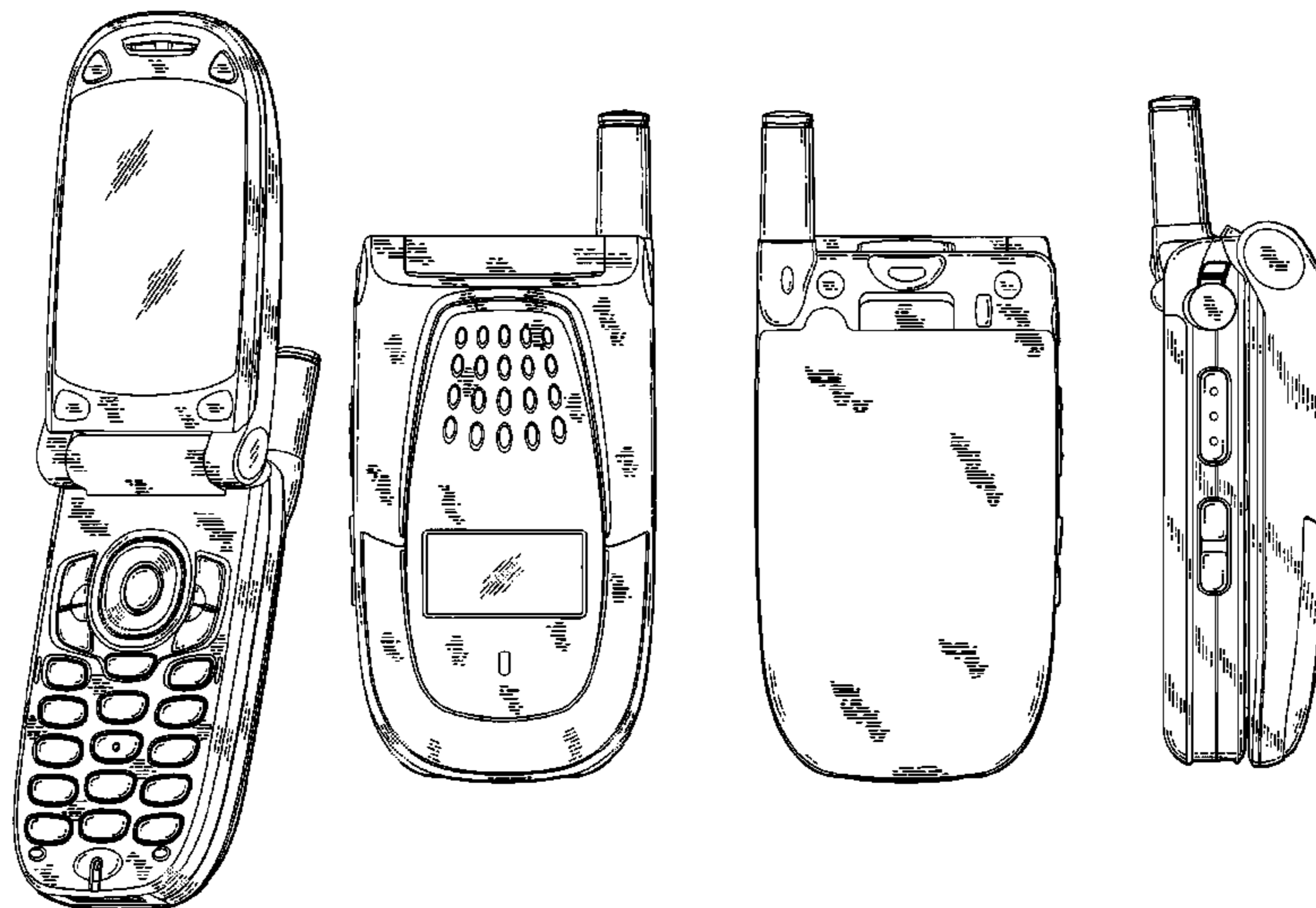


FIG. 4

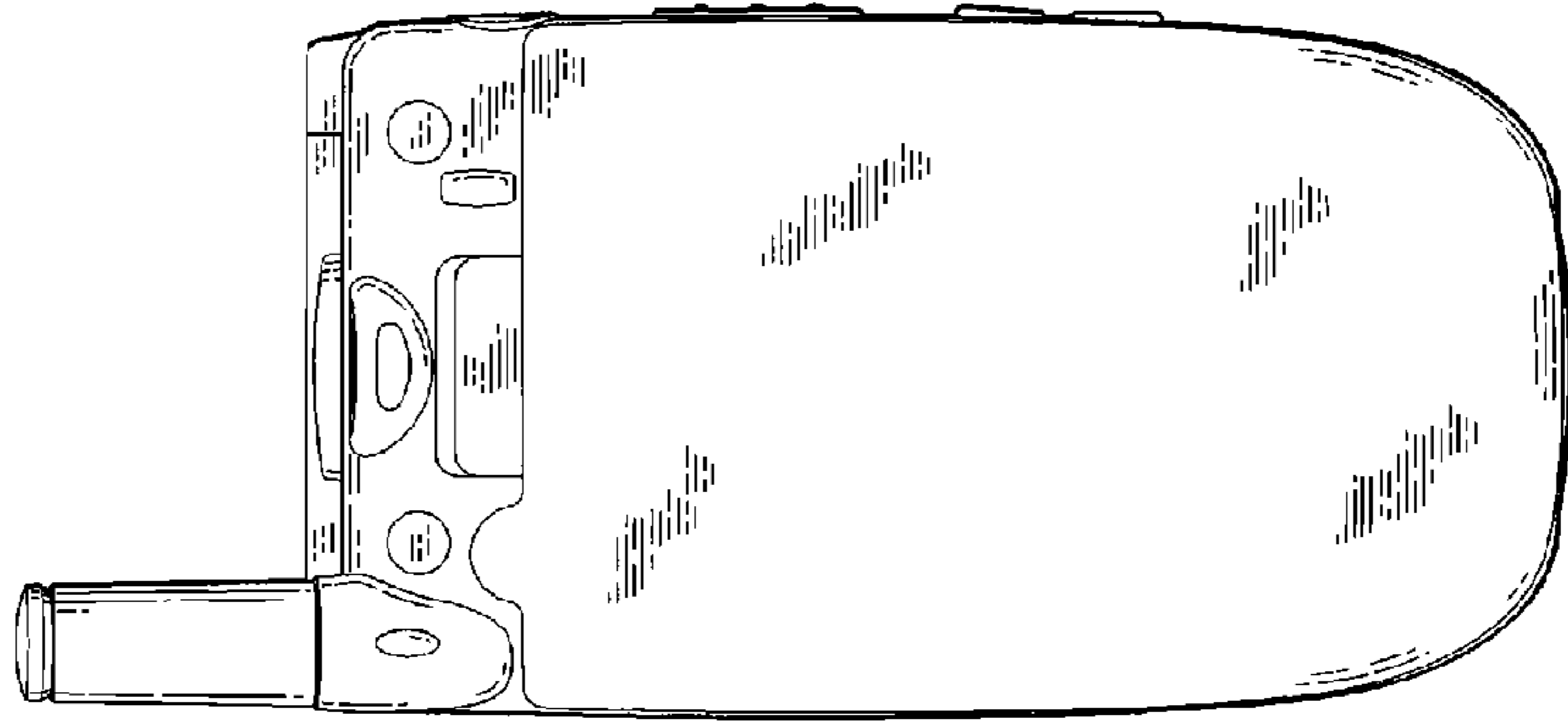


FIG. 3

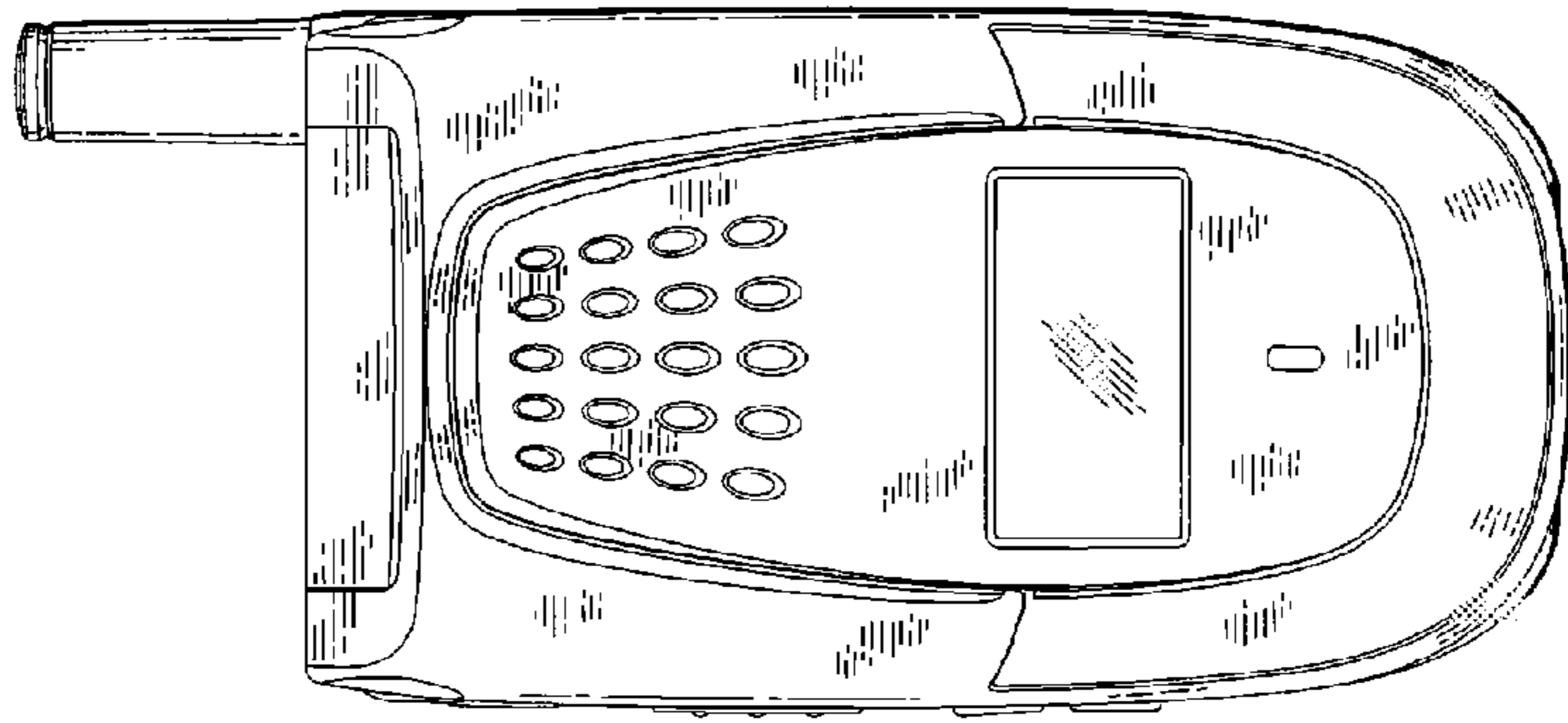


FIG. 2

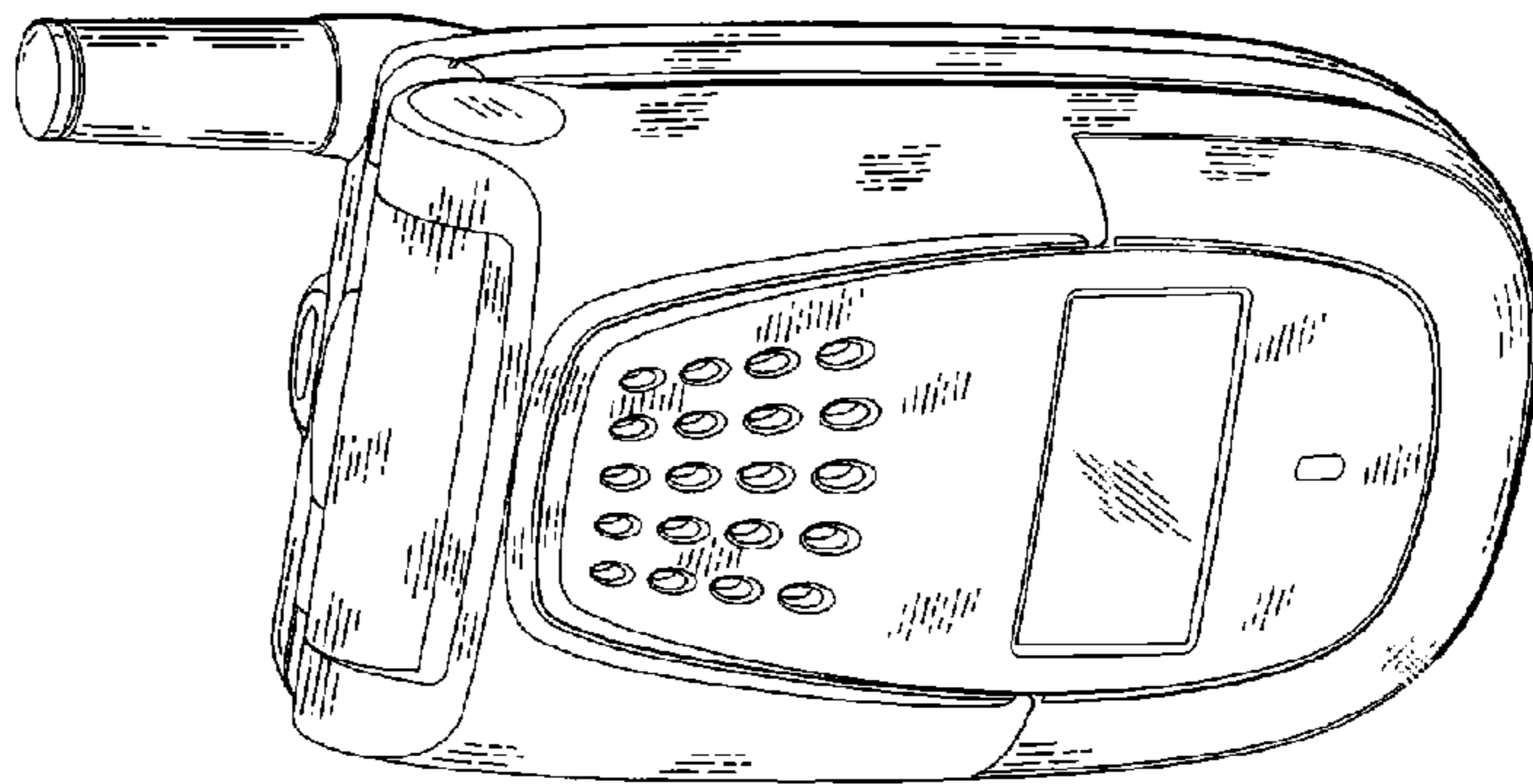


FIG. 1




FIG. 8

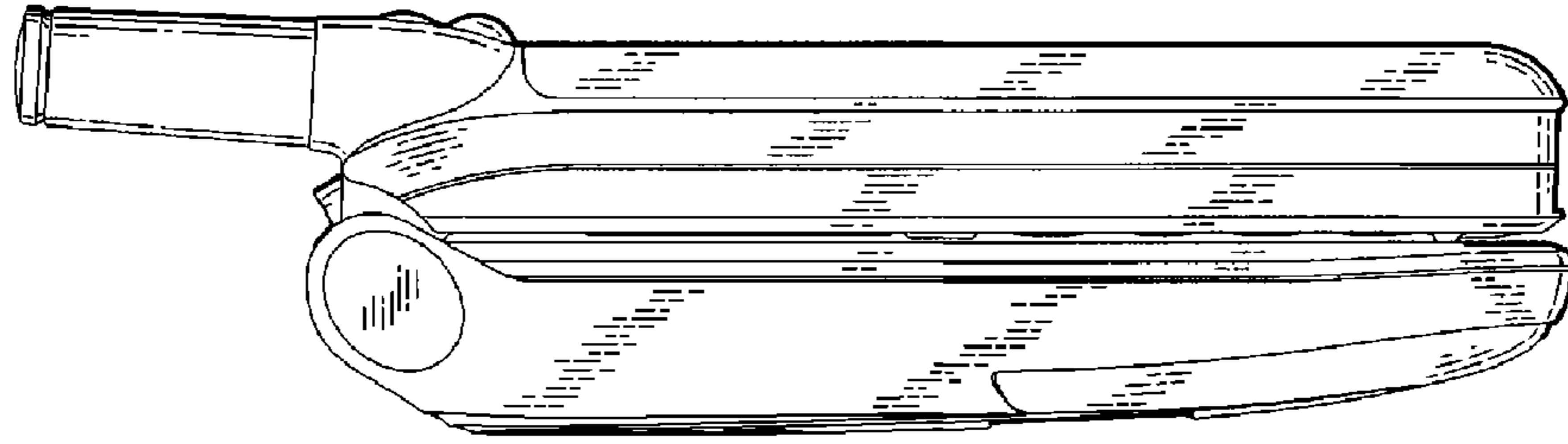


FIG. 7

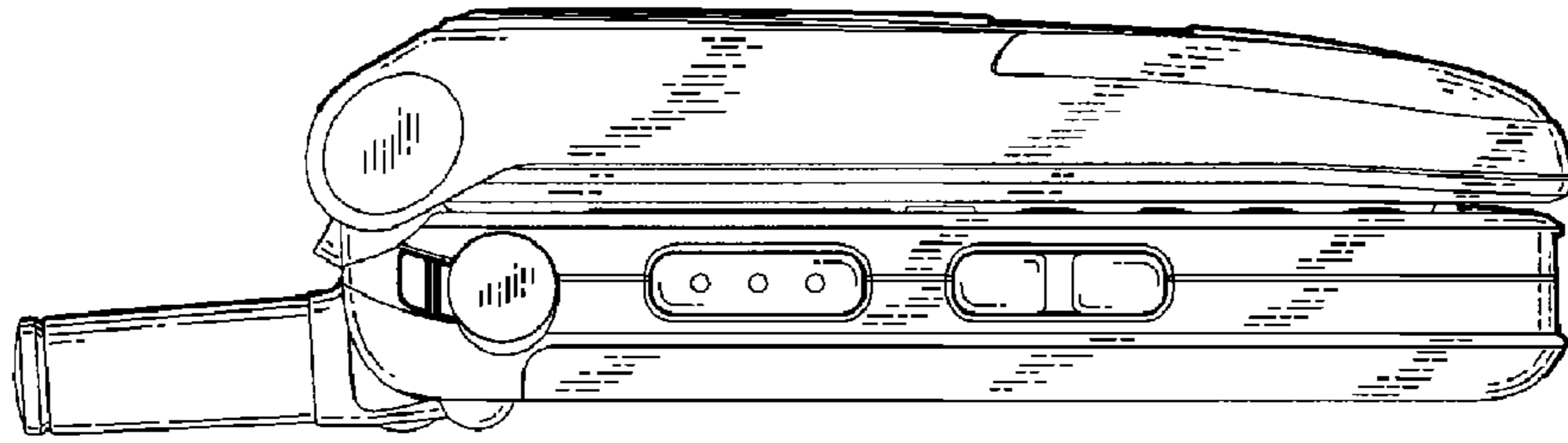


FIG. 5

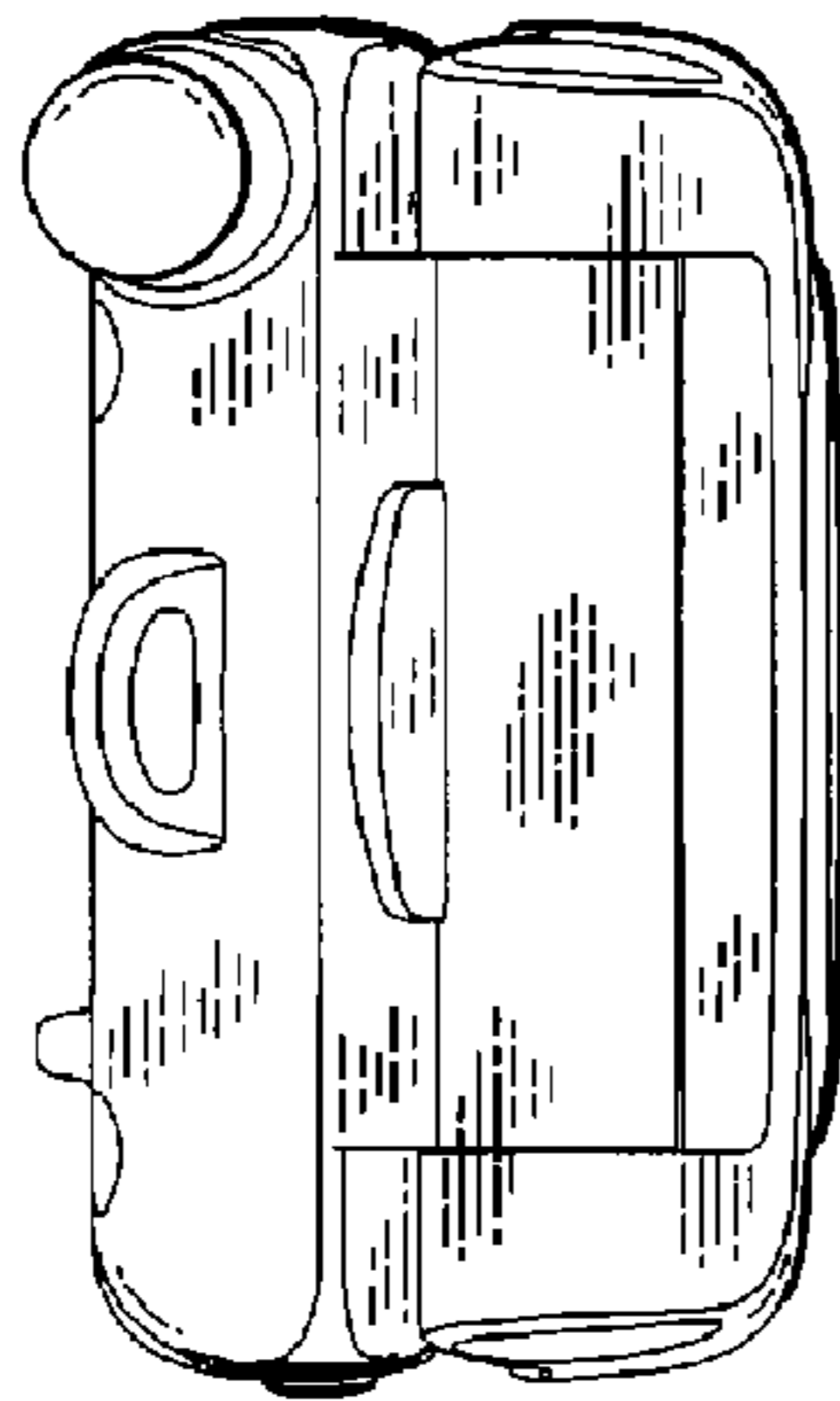


FIG. 6

