



US00D554589S

(12) **United States Design Patent**  
**Kondas**

(10) **Patent No.:** **US D554,589 S**

(45) **Date of Patent:** **\*\* Nov. 6, 2007**

(54) **LOW PROFILE PRINTED CIRCUIT BOARD CONNECTOR**

(75) Inventor: **Shawn J. Kondas**, Kendallville, IN (US)

(73) Assignee: **Pent Technologies, Inc.**, Kendallville, IN (US)

(\*\*) Term: **14 Years**

(21) Appl. No.: **29/245,800**

(22) Filed: **Dec. 29, 2005**

(51) **LOC (8) Cl.** ..... **13-03**

(52) **U.S. Cl.** ..... **D13/149; D13/133; D13/148**

(58) **Field of Classification Search** ..... D13/133, D13/146, 148, 149, 154, 184, 199; 439/650, 439/845, 849-850, 907

See application file for complete search history.

(56) **References Cited**

**U.S. PATENT DOCUMENTS**

4,909,754	A *	3/1990	Paradis	.....	439/405
4,932,891	A *	6/1990	Spanke et al.	.....	439/395
5,104,332	A *	4/1992	McCoy	.....	439/290
5,782,646	A *	7/1998	Broadfield et al.	.....	439/346
D478,315	S *	8/2003	Kondas	.....	D13/146

D478,316	S *	8/2003	Kondas	.....	D13/146
D486,790	S *	2/2004	Kondas	.....	D13/133
6,814,631	B2 *	11/2004	Baum et al.	.....	439/857
2001/0004568	A1 *	6/2001	Kikuchi et al.	.....	439/857
2002/0193018	A1 *	12/2002	McCoy	.....	439/816

\* cited by examiner

*Primary Examiner*—Daniel Bui

(74) *Attorney, Agent, or Firm*—Taylor & Aust, P.C.

(57) **CLAIM**

The ornamental design for a low profile printed circuit board connector, as shown and described.

**DESCRIPTION**

FIG. 1 is a perspective view of a low profile printed circuit board connector showing my new design;

FIG. 2 is a side elevation view thereof;

FIG. 3 is an opposite side elevation view thereof;

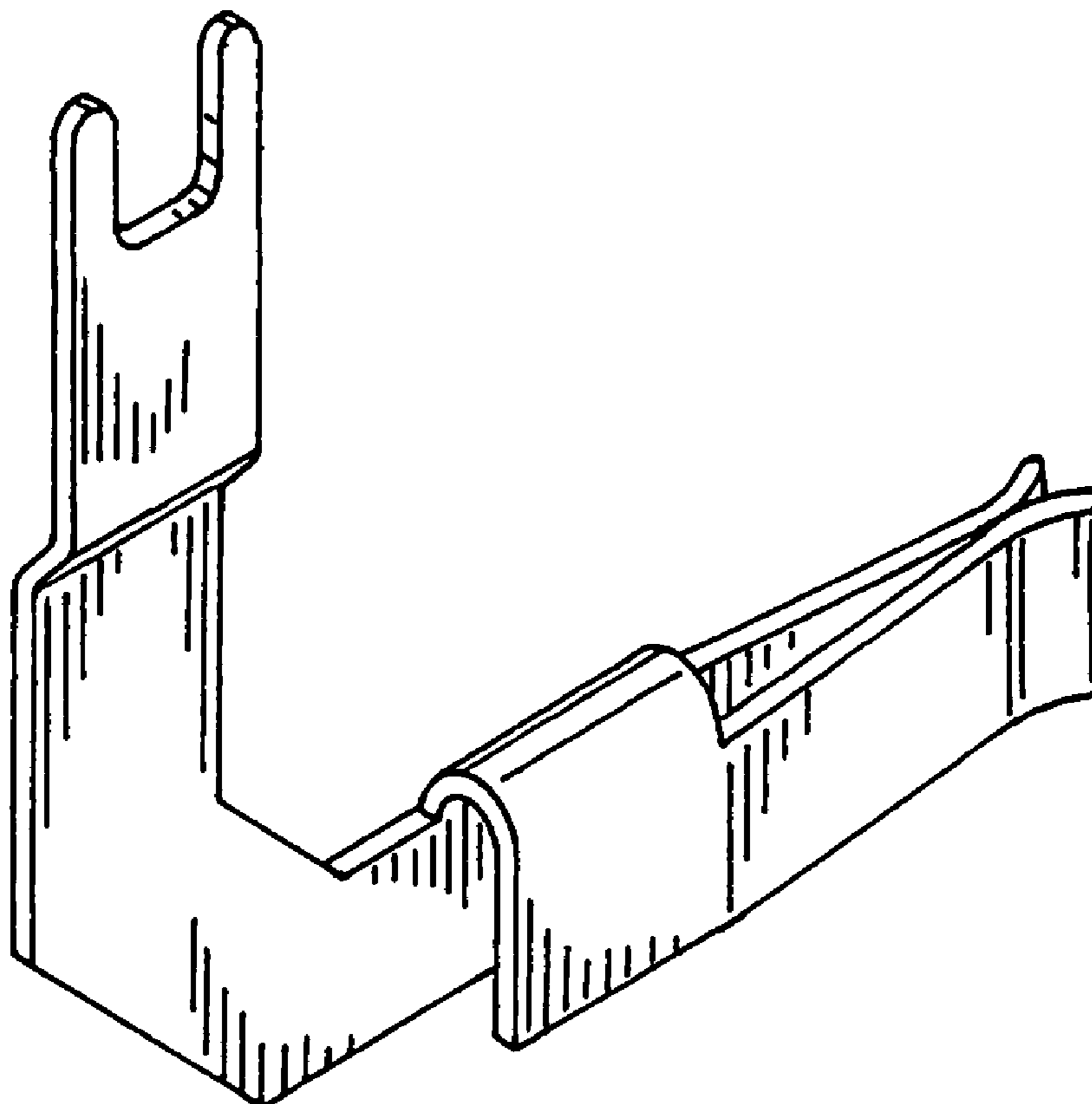
FIG. 4 is an end elevation view thereof;

FIG. 5 is an opposite end elevation view thereof;

FIG. 6 is a top plan view thereof; and,

FIG. 7 is a bottom plan view thereof.

**1 Claim, 2 Drawing Sheets**



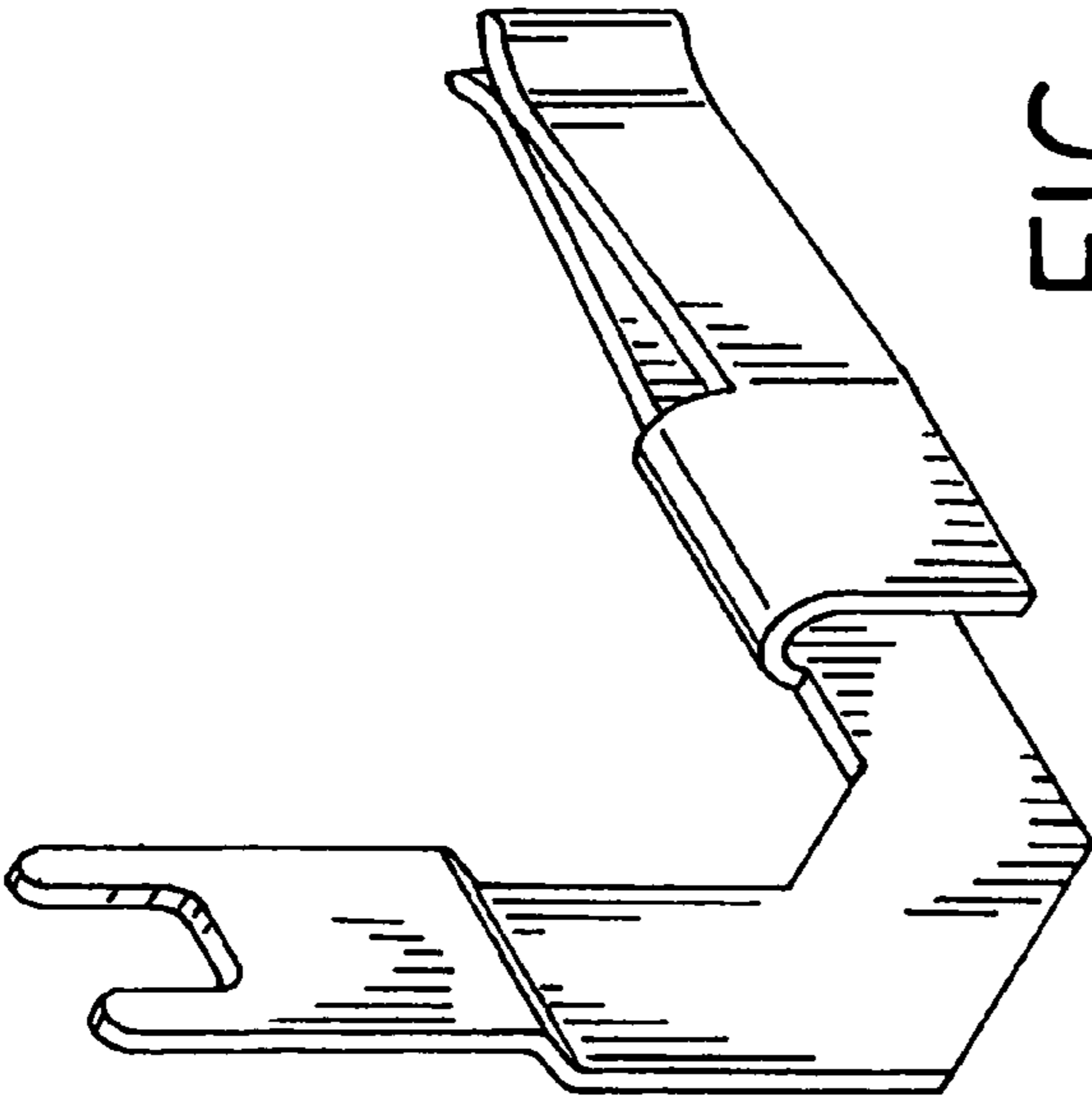


FIG. 1

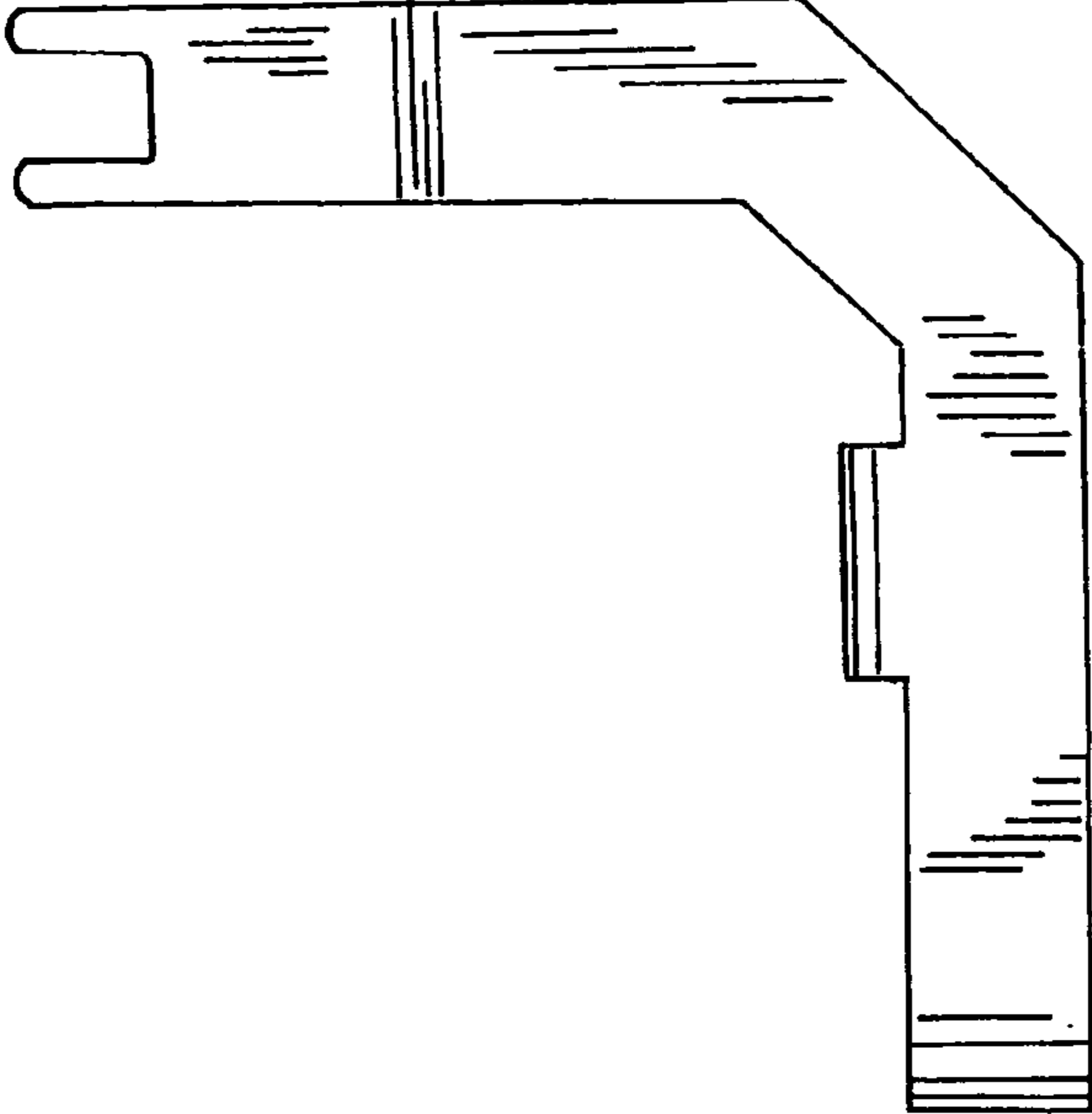


FIG. 3

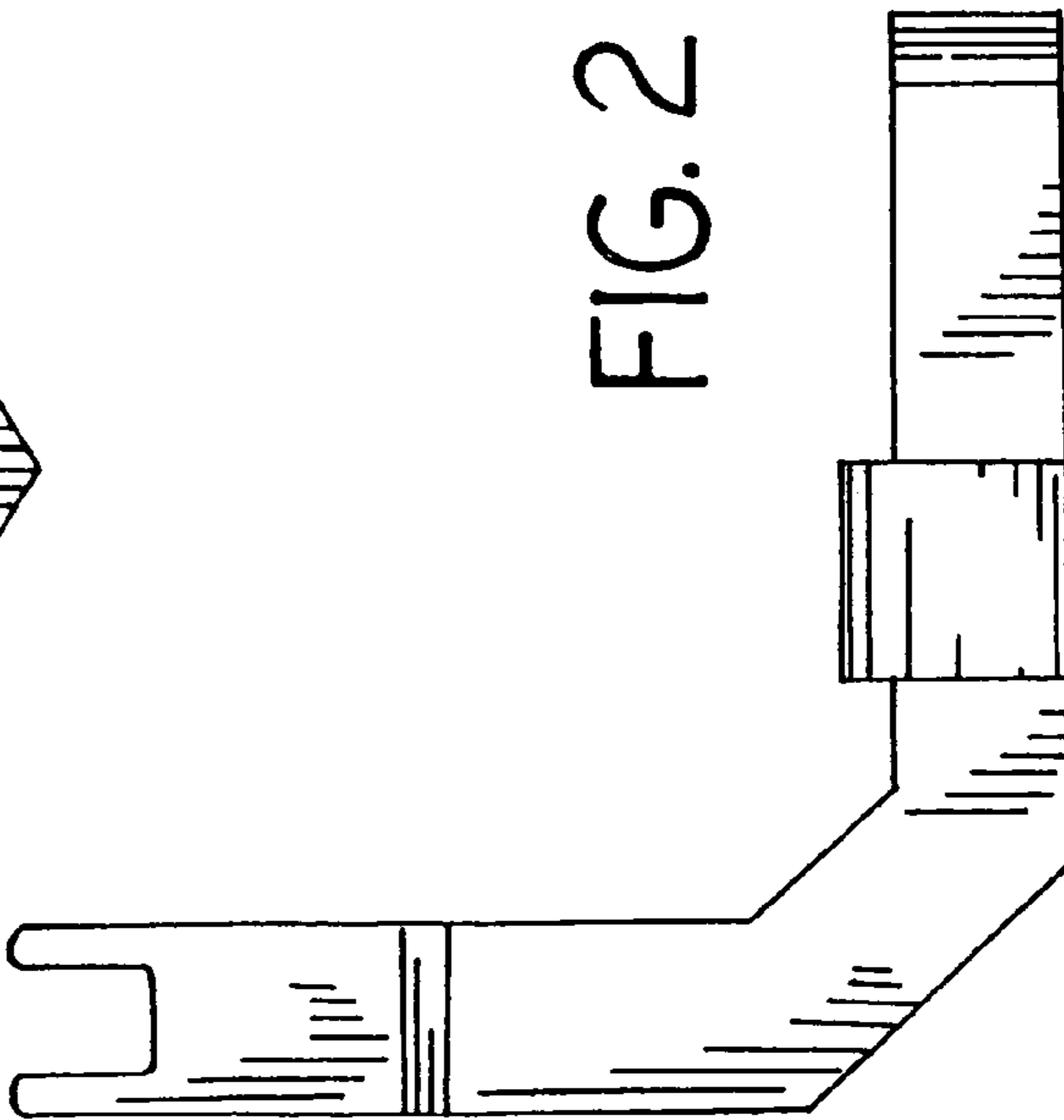


FIG. 2

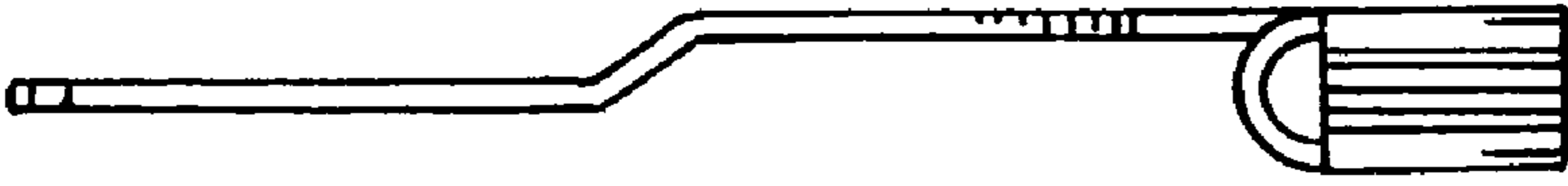


FIG. 4



FIG. 5



FIG. 6




FIG. 7