



US00D554584S

(12) **United States Design Patent**
Feldman et al.

(10) **Patent No.:** **US D554,584 S**

(45) **Date of Patent:** **** Nov. 6, 2007**

(54) **MOBILE POWER SOURCE**

(75) Inventors: **Alexander Jeffrey Feldman**, Vancouver (CA); **Robbie Gordon Roberts**, Port Moody (CA); **Grant Iverson Dunbar**, North Vancouver (CA); **Robert Bruce Prior**, Burnaby (CA); **Peter Tai Kwong Cheung**, Richmond (CA)

(73) Assignee: **Xantrex International**, St. Michael (BB)

(**) Term: **14 Years**

(21) Appl. No.: **29/270,416**

(22) Filed: **Dec. 22, 2006**

(51) **LOC (8) Cl.** **13-02**

(52) **U.S. Cl.** **D13/110**

(58) **Field of Classification Search** D13/110,
D13/103, 123, 184, 199; 307/150, 151; 361/622,
361/679, 730

See application file for complete search history.

(56) **References Cited**

U.S. PATENT DOCUMENTS

D288,800	S	*	3/1987	Gemmell	D13/110
5,019,767	A	*	5/1991	Shirai et al.	320/112
D338,653	S	*	8/1993	Morgan et al.	D13/110
D341,567	S	*	11/1993	Acker et al.	D13/110
D361,978	S	*	9/1995	Shirai et al.	D13/103
5,502,618	A	*	3/1996	Chiou	361/695
5,648,712	A	*	7/1997	Hahn	320/111
D426,810	S	*	6/2000	Wei	D13/110

D448,002	S	*	9/2001	Yang	D13/103
D457,858	S	*	5/2002	Lee	D13/110
D494,541	S	*	8/2004	Hriscu et al.	D13/110

* cited by examiner

Primary Examiner—Prabhakar Deshmukh

Assistant Examiner—Derrick Holland

(57) **CLAIM**

The ornamental design for mobile power source, as shown and described.

DESCRIPTION

FIG. 1 is a perspective view of a mobile power source according to our new design;

FIG. 2 is a front elevational view of the mobile power source of FIG. 1;

FIG. 3 is a rear elevational view of mobile power source of FIG. 1;

FIG. 4 is a top plan view of the mobile power source of FIG. 1;

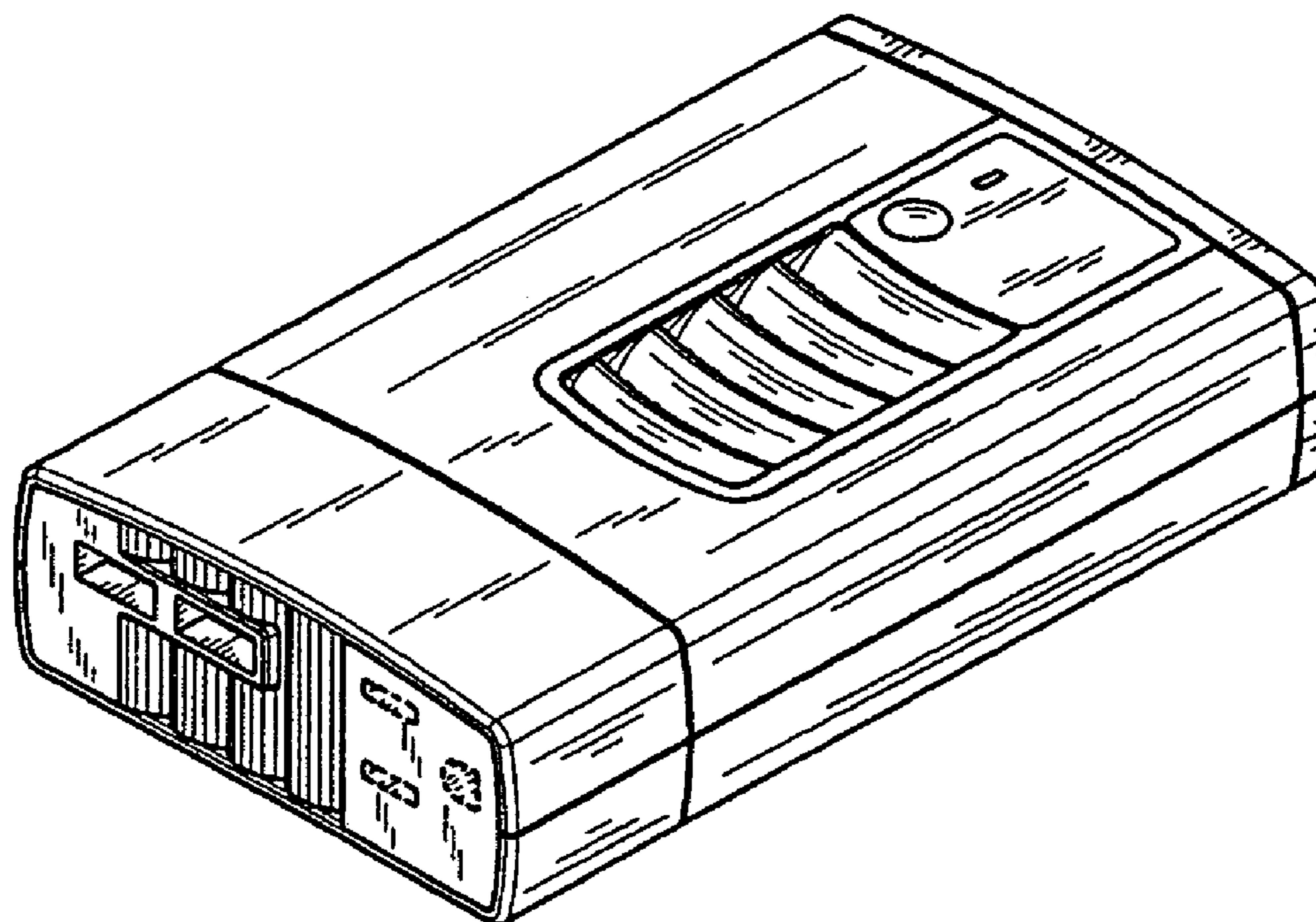
FIG. 5 is a bottom view of the mobile power source of FIG. 1;

FIG. 6 is a left hand side elevational view of the mobile power source of FIG. 1; and,

FIG. 7 is a right hand side elevational view of the mobile power source of FIG. 1.

The broken line showing of the environment is for illustrative purposes only and forms no part of the claimed design.

1 Claim, 5 Drawing Sheets



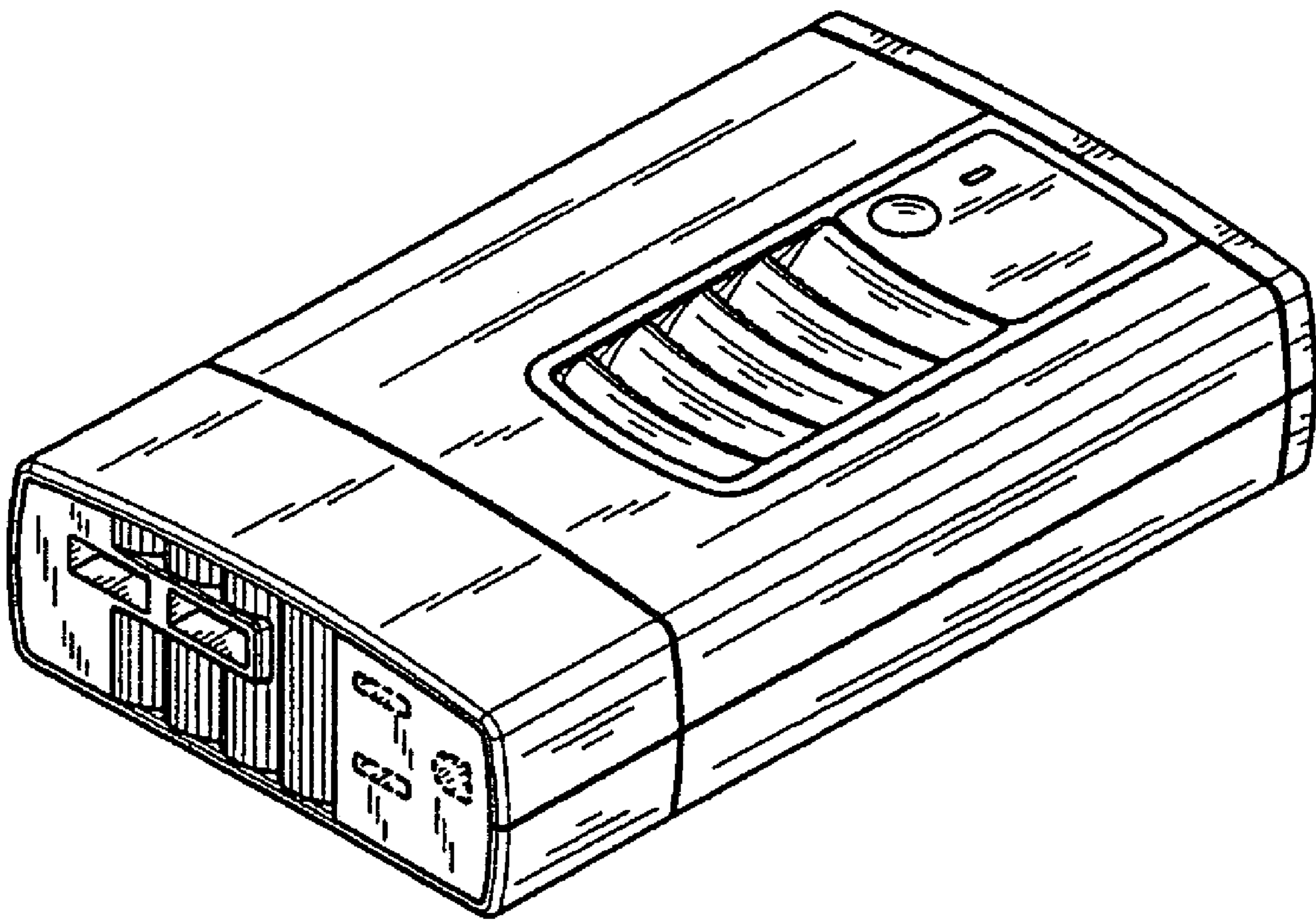


FIG. 1




FIG. 2

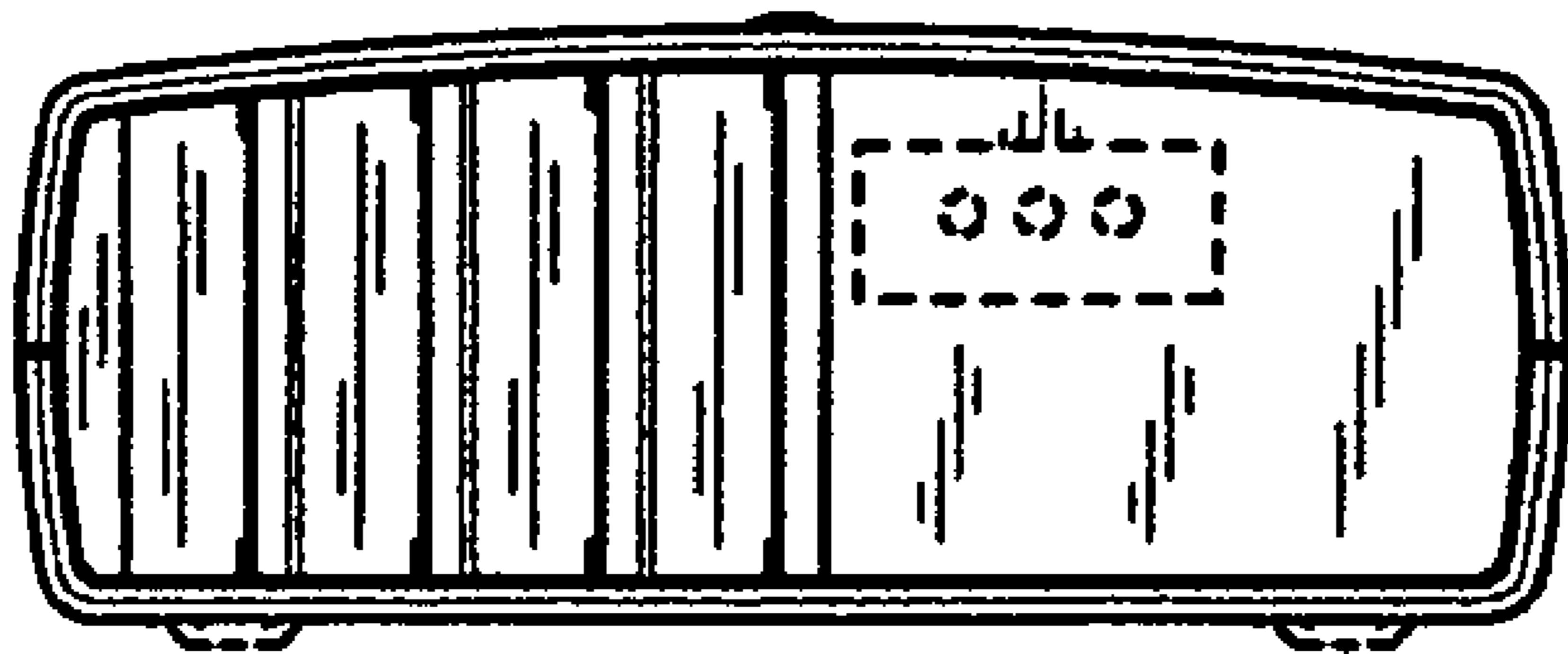


FIG. 3

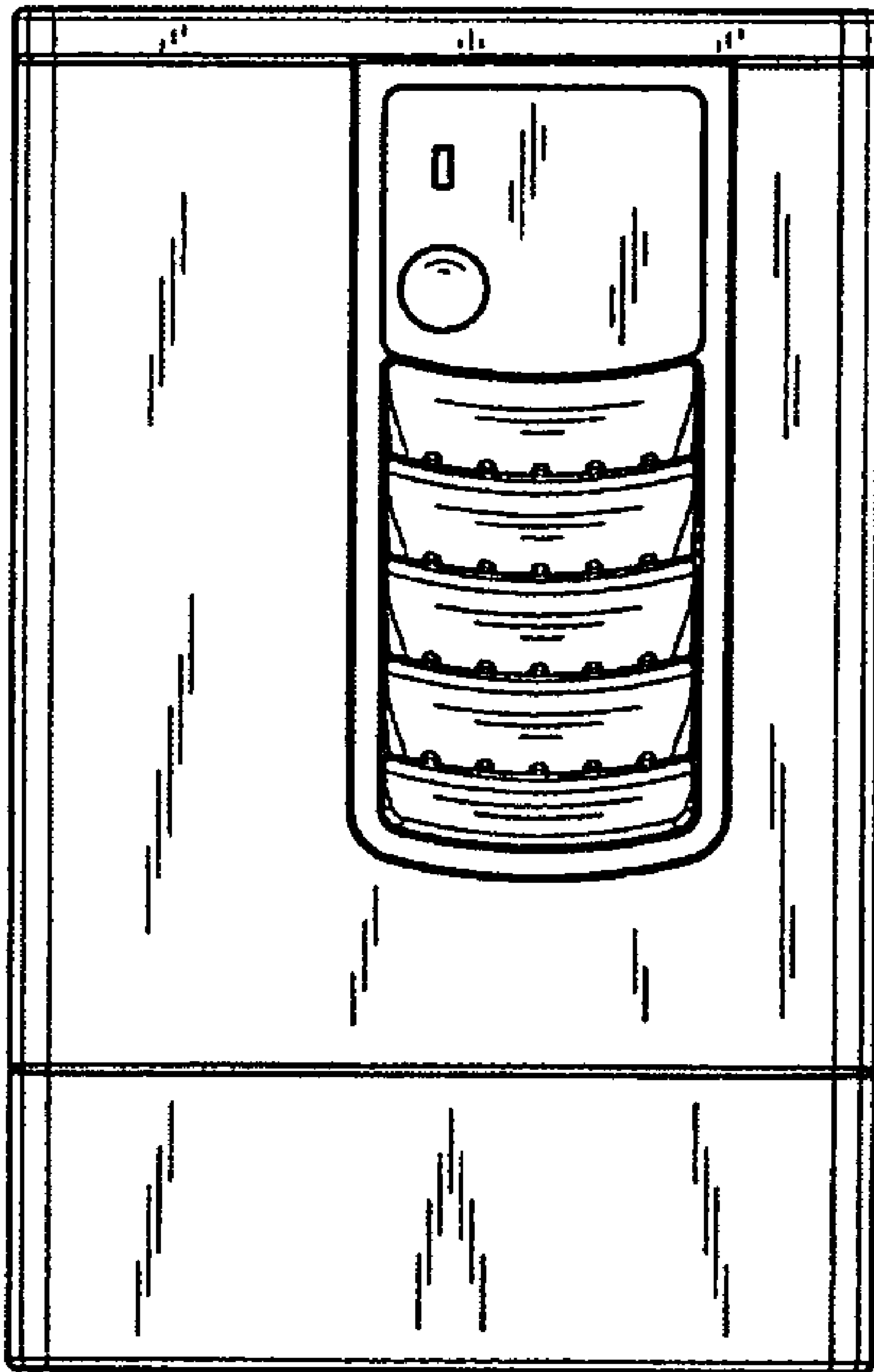


FIG. 4

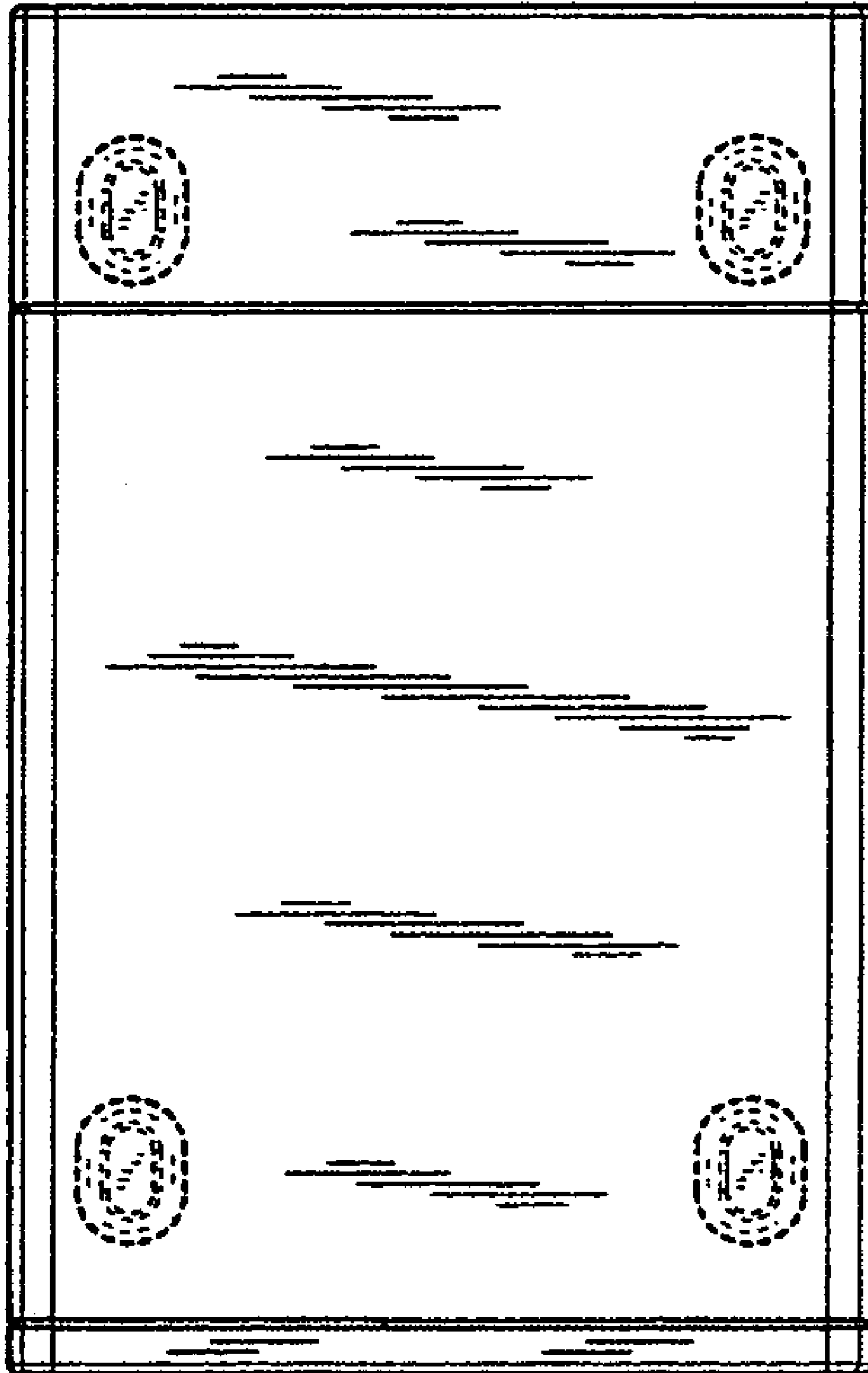


FIG. 5




FIG. 6




FIG. 7