



US00D554578S

(12) **United States Design Patent**  
**Røed**

(10) **Patent No.:** **US D554,578 S**

(45) **Date of Patent:** **\*\* Nov. 6, 2007**

(54) **TIRE CHAIN WITH SPIKES**

(75) Inventor: **Morten Røed**, Sundebru (NO)

(73) Assignee: **Gunnebo-Anja Industrier AS,**  
**Divisjon Tellfsdal kjetting** (NO)

(\*\*) Term: **14 Years**

(21) Appl. No.: **29/272,675**

(22) Filed: **Feb. 15, 2007**

**Related U.S. Application Data**

(62) Division of application No. 29/244,654, filed on Dec. 13, 2005.

**Foreign Application Priority Data**

Jun. 13, 2005 (NO) ..... 2005 0300

(51) **LOC (8) Cl.** ..... **12-15**

(52) **U.S. Cl.** ..... **D12/608**

(58) **Field of Classification Search** ..... D12/500,  
D12/501, 544, 579, 604, 608; 152/64, 110,  
152/164, 208, 209.12, 210, 222, 225 R, 226,  
152/243; 305/19, 187, 189, 191  
See application file for complete search history.

(56) **References Cited**

**U.S. PATENT DOCUMENTS**

1,149,749 A 8/1915 Gray  
1,651,439 A 12/1927 Boyer  
1,883,000 A 10/1932 Senft

2,223,942 A 12/1940 McKinnon  
2,252,976 A 8/1941 McKinnon  
3,282,318 A \* 11/1966 Nylund ..... 152/243  
3,752,205 A 8/1973 Gower  
3,768,534 A 10/1973 Gower  
RE28,898 E 7/1976 Gower  
4,361,178 A 11/1982 Gower  
5,022,449 A 6/1991 Koda  
5,423,365 A 6/1995 Labonville

\* cited by examiner

*Primary Examiner*—Robert M. Spear

(74) *Attorney, Agent, or Firm*—Nixon & Vanderhye PC

(57) **CLAIM**

The ornamental design for a “tire chain with spikes,” as shown and described.

**DESCRIPTION**

FIG. 1 is a perspective view of a tire chain with spikes embodying my new design;

FIG. 2 is a top plan view of the FIG. 1 embodiment;

FIG. 3 is a bottom plan view thereof;

FIG. 4 is one side elevational view thereof;

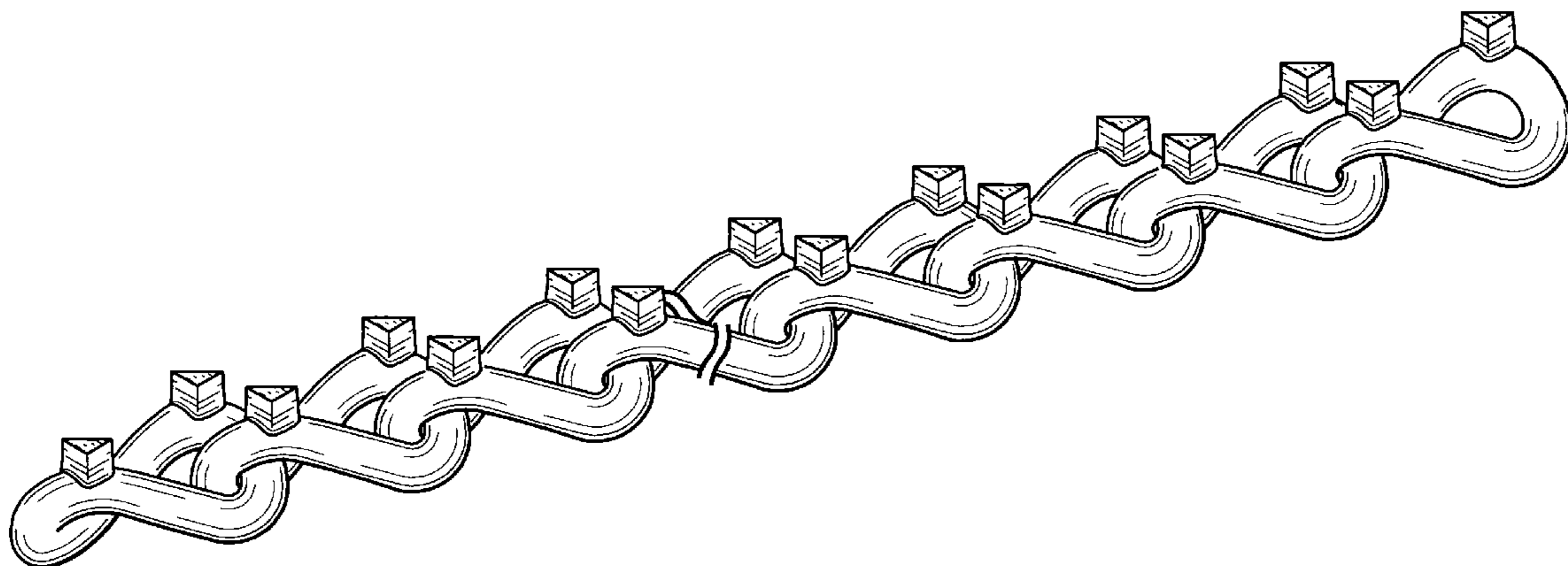
FIG. 5 is the other side elevational view thereof;

FIG. 6 is one end view thereof; and,

FIG. 7 is the other end view thereof.

The tire chain is shown broken away to indicate indeterminate length.

**1 Claim, 4 Drawing Sheets**



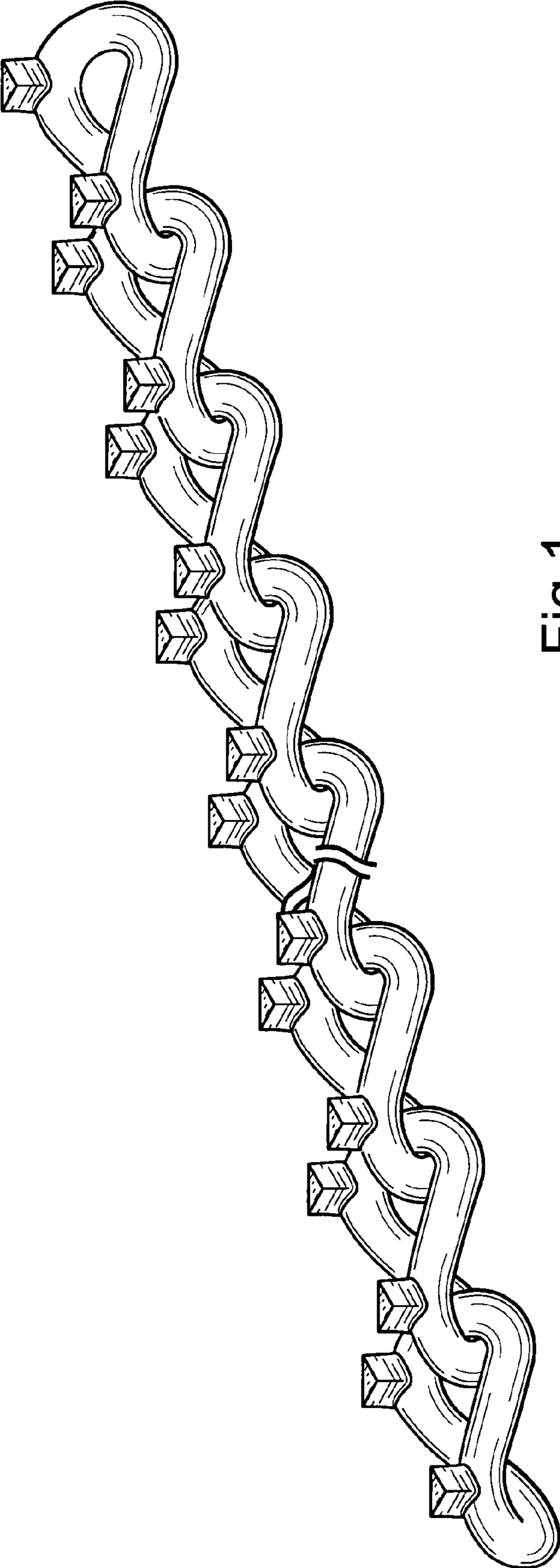


Fig.1

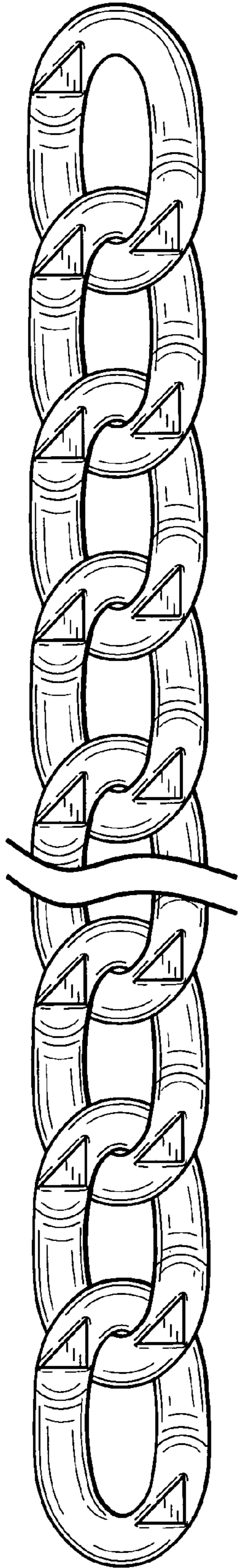


Fig. 2




Fig. 3

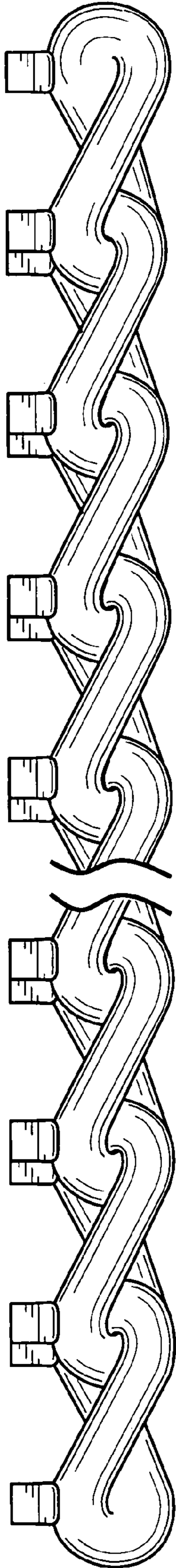


Fig. 4

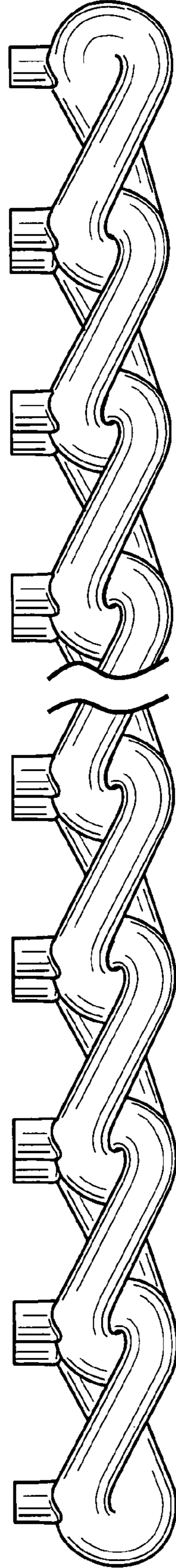


Fig. 5




Fig. 6

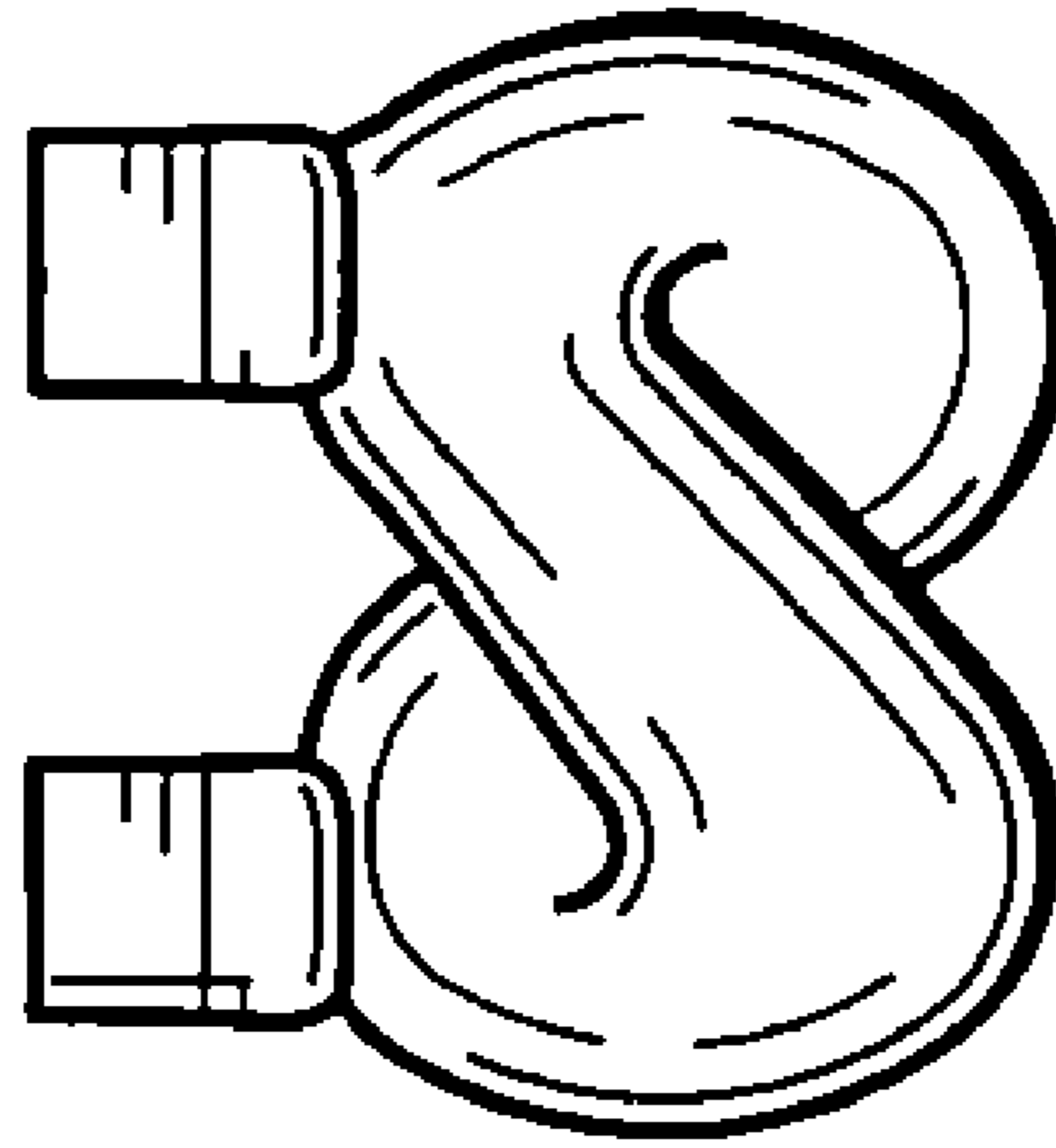


Fig. 7