



US00D554568S

(12) **United States Design Patent**
Branham

(10) **Patent No.:** **US D554,568 S**

(45) **Date of Patent:** **** Nov. 6, 2007**

(54) **BEZEL CLIP FOR AN EXTERIOR VEHICLE MIRROR HOUSING**

(75) Inventor: **Michael Dean Branham**, Blythewood, SC (US)

(73) Assignee: **Lang Mekra North America LLC**, Ridgeway, SC (US)

(**) Term: **14 Years**

(21) Appl. No.: **29/286,137**

(22) Filed: **Apr. 25, 2007**

(51) **LOC (8) Cl.** **12-16**

(52) **U.S. Cl.** **D12/187**

(58) **Field of Classification Search** D12/187-188, D12/190-191, 223; D8/354, 349; 248/475.1, 248/309.1; 359/838-855, 864-880
See application file for complete search history.

(56) **References Cited**

U.S. PATENT DOCUMENTS

D58,692 S *	8/1921	Stover et al.	D12/187
D222,535 S *	11/1971	Toy et al.	D12/187
D249,258 S *	9/1978	Hutchinson et al.	D12/187
D249,340 S *	9/1978	Braid	D12/187
D338,649 S *	8/1993	Kuny	D12/187
D407,361 S *	3/1999	Lang	D12/187

D419,935 S *	2/2000	Ryder	D12/187
D468,244 S *	1/2003	Schmidt et al.	D12/187
D479,169 S *	9/2003	Schmidt et al.	D12/187
D512,355 S *	12/2005	Courbon	D12/187
D526,258 S *	8/2006	Branham et al.	D12/187
D544,423 S *	6/2007	Hu	D12/187

* cited by examiner

Primary Examiner—Joel A. Sincavage

Assistant Examiner—Abraham Bahta

(74) *Attorney, Agent, or Firm*—McNair Law Firm, P.A.; Seann P. Lahey

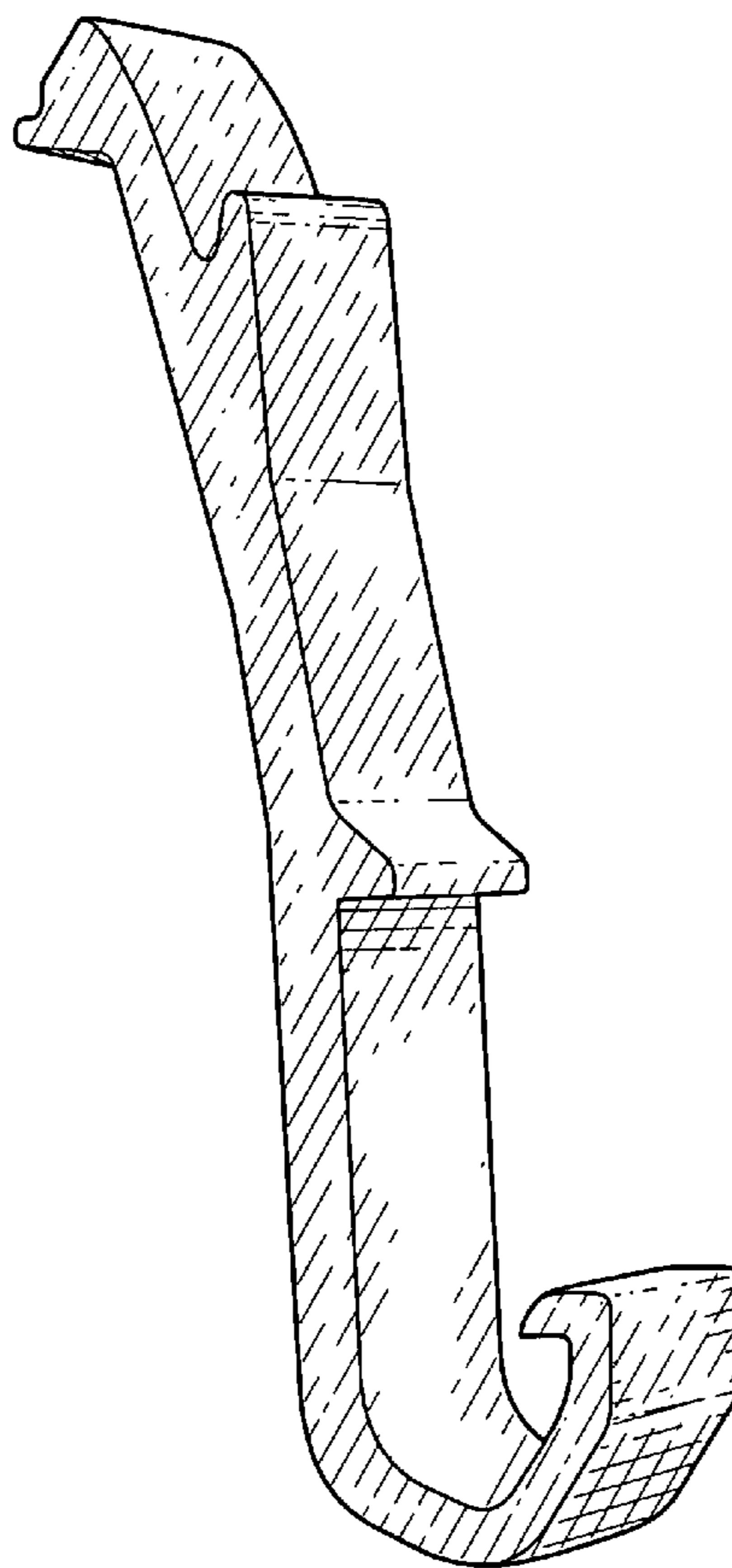
(57) **CLAIM**

The ornamental design for a bezel clip for an exterior vehicle mirror housing, as shown and described.

DESCRIPTION

FIG. 1 is a front perspective view of the bezel clip design; FIG. 2 is a front elevation view of the bezel clip design; FIG. 3 is a rear elevation view of the bezel clip design; FIG. 4 is a side elevation view of the bezel clip design, with the opposite side being symmetrical thereto; FIG. 5 is a top view of the bezel clip design; and, FIG. 6 is bottom view of the bezel clip design.

1 Claim, 3 Drawing Sheets



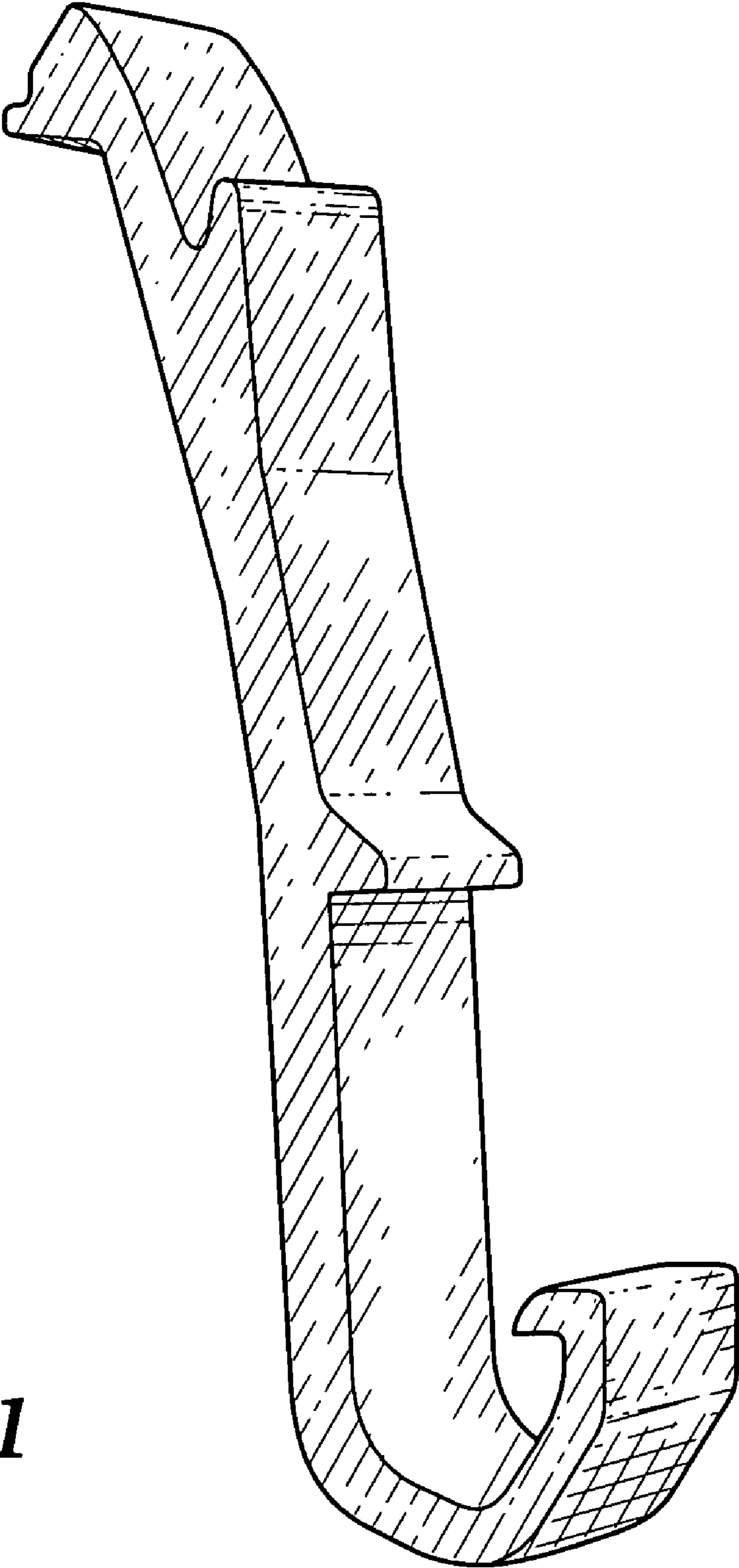


Fig. 1




Fig. 2




Fig. 3




Fig. 4

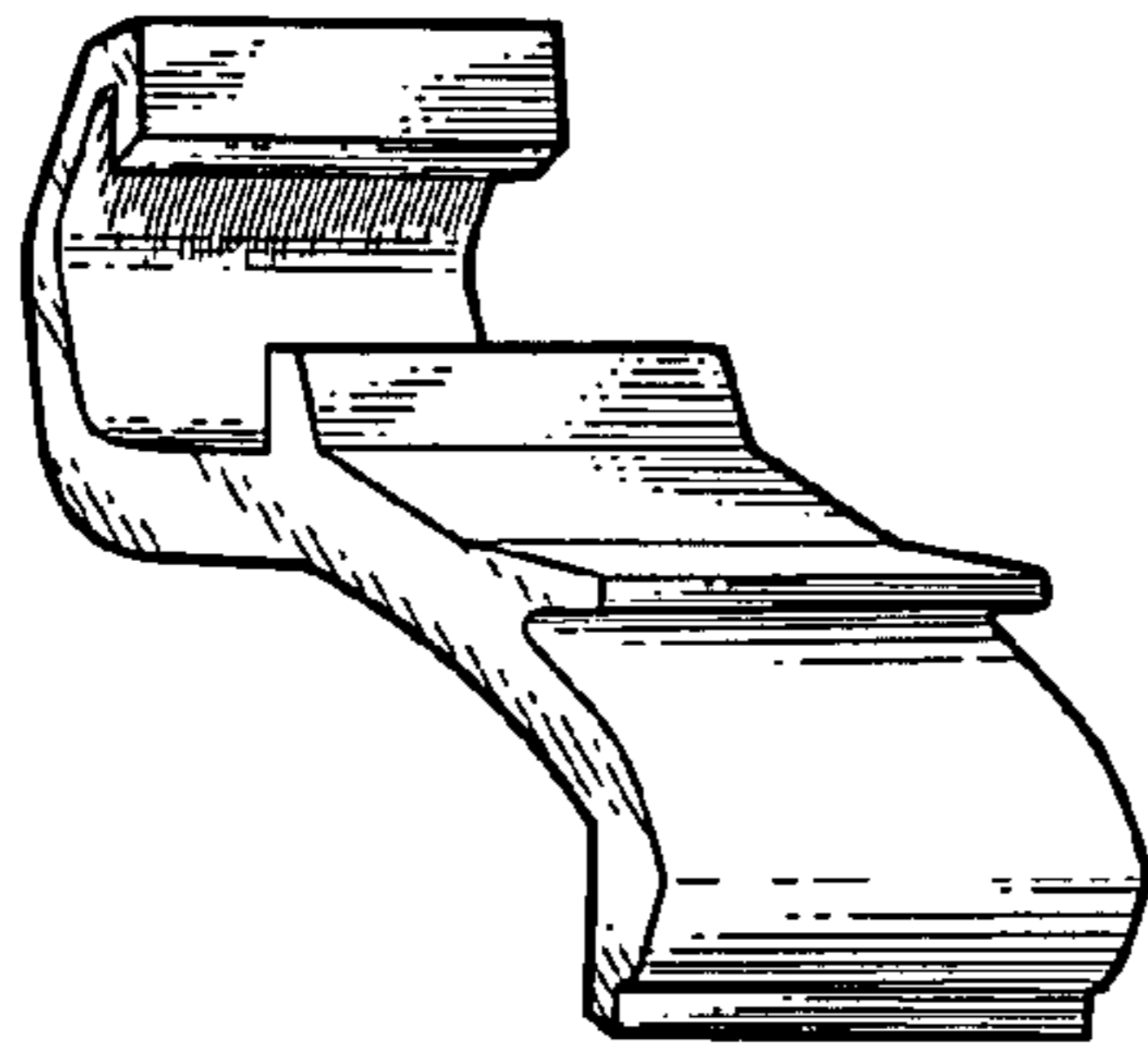


Fig. 5




Fig. 6