



US00D554567S

(12) **United States Design Patent**  
**Landestoy**

(10) **Patent No.:** **US D554,567 S**

(45) **Date of Patent:** **\*\* Nov. 6, 2007**

(54) **GEAR SHIFTER**

(75) Inventor: **Augusto Landestoy**, San Pedro, CA  
(US)

(73) Assignee: **Honda Motor Co., Ltd.**, Tokyo (JP)

(\*\*) Term: **14 Years**

(21) Appl. No.: **29/251,643**

(22) Filed: **Jan. 10, 2006**

(51) **LOC (8) Cl.** ..... **12-16**

(52) **U.S. Cl.** ..... **D12/179**

(58) **Field of Classification Search** ..... D12/179;  
D8/303; 74/475, 489, 523, 473.1

See application file for complete search history.

(56) **References Cited**

**U.S. PATENT DOCUMENTS**

- D306,422 S \* 3/1990 Aaboen ..... D12/179
- D411,497 S \* 6/1999 Lagaay ..... D12/179
- D440,918 S \* 4/2001 Pfeiffer ..... D12/179

- D440,919 S \* 4/2001 Pfeiffer ..... D12/179
- D463,765 S \* 10/2002 Pfeiffer et al. .... D12/179

\* cited by examiner

*Primary Examiner*—Melody N. Brown

(74) *Attorney, Agent, or Firm*—Plumsea Law Group, LLC;  
Mark E. Duell

(57) **CLAIM**

The ornamental design for a gear shifter, as shown and described.

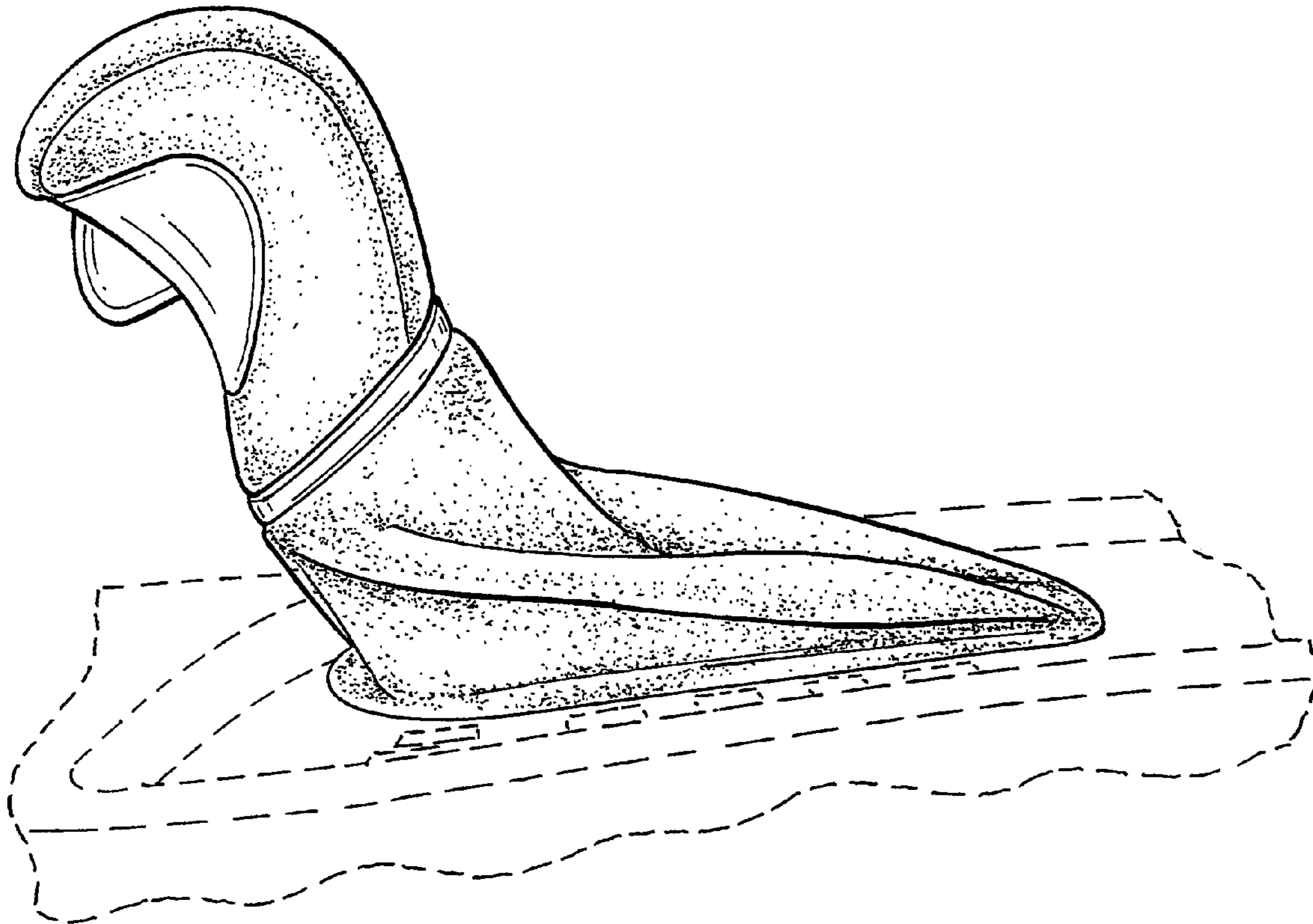
**DESCRIPTION**

FIG. 1 is a top perspective view of a gear shifter showing my new design; and,

FIG. 2 is a side elevational view, the opposite side elevational view being a mirror image thereof.

The broken line showings of the mounting region for the gear shifter are for illustrative purposes only and form no part of the claimed design.

**1 Claim, 2 Drawing Sheets**



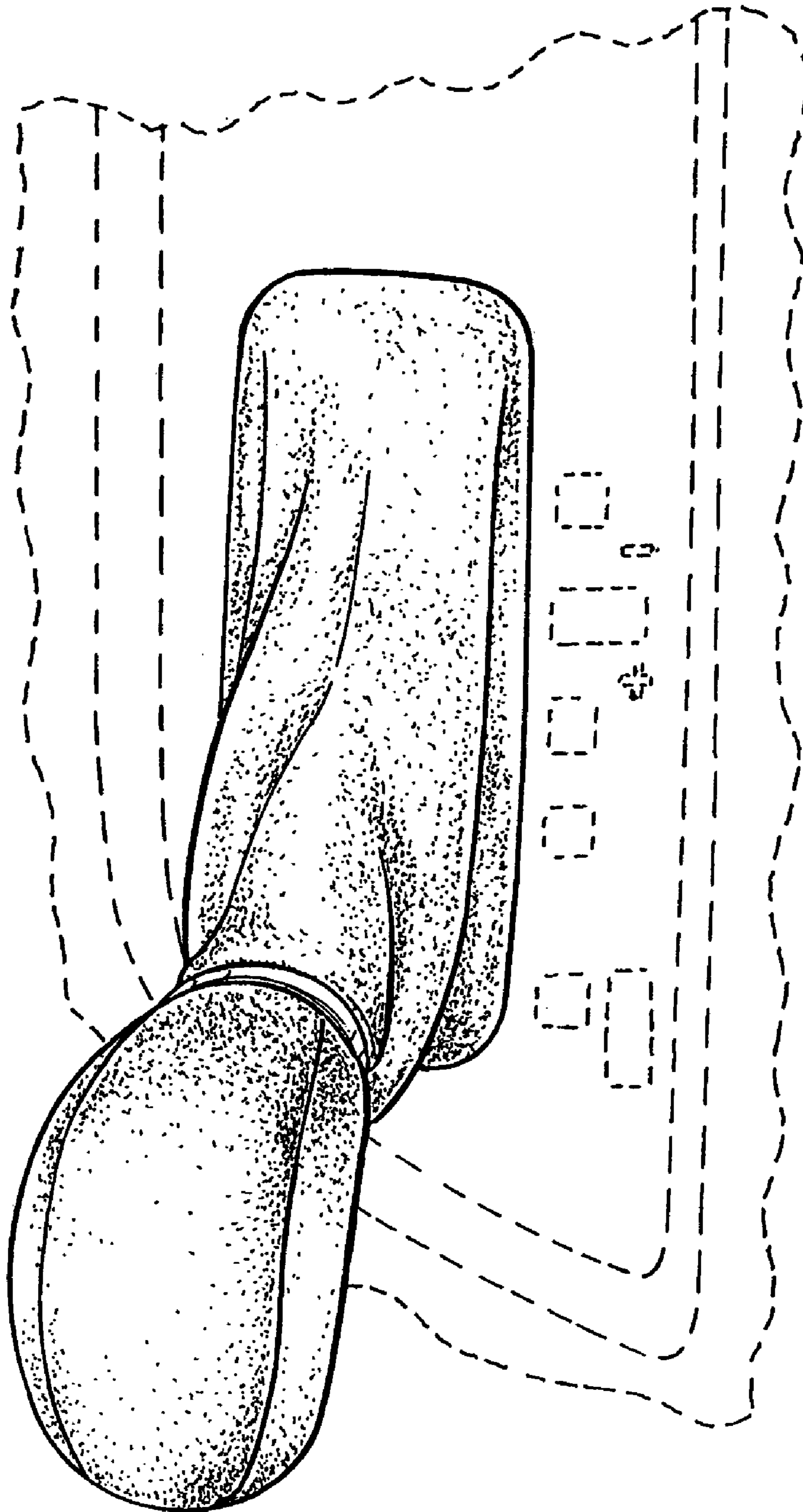


FIG. 1

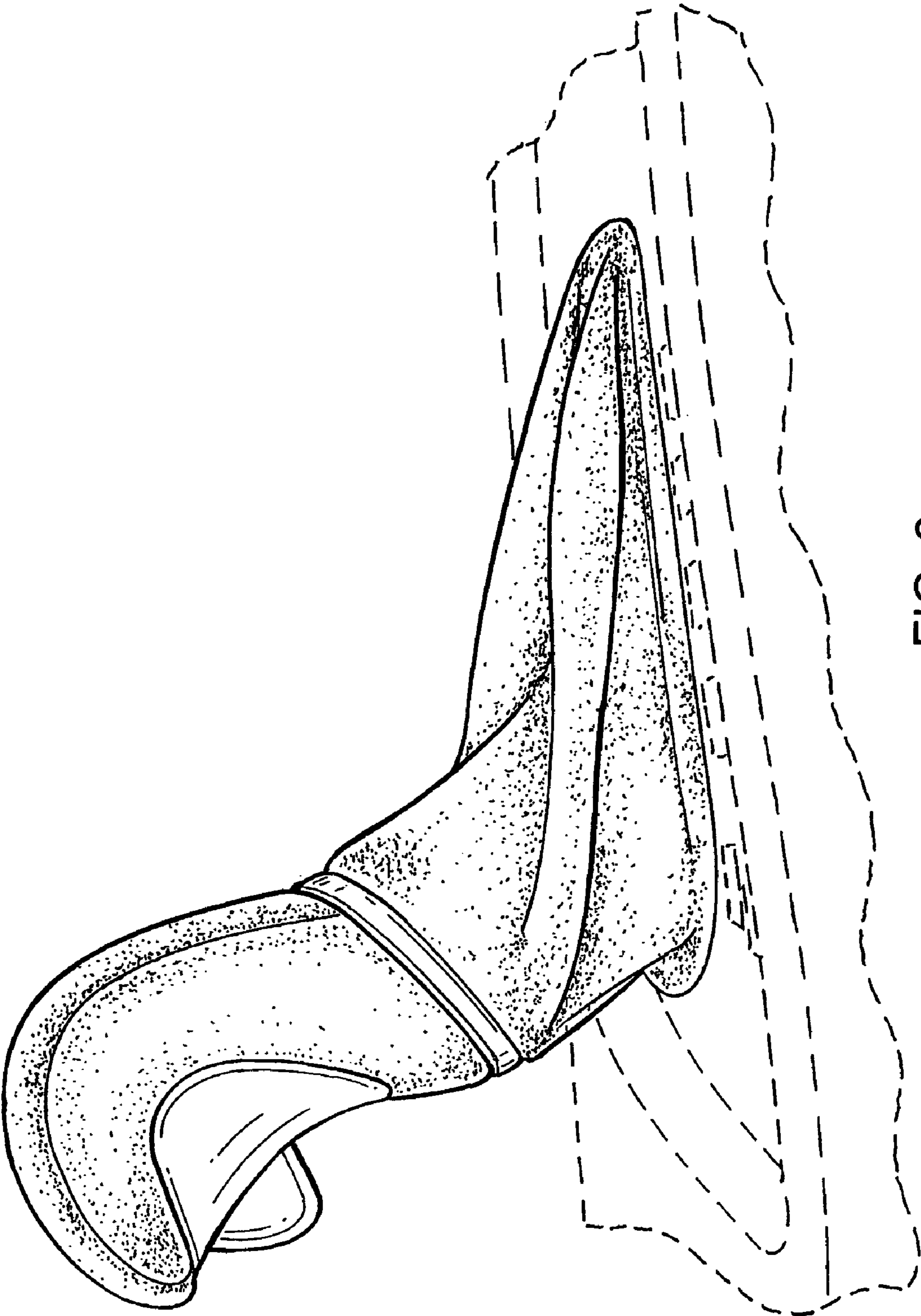


FIG. 2