



US00D554558S

(12) **United States Design Patent**
Siman-Tov et al.

(10) **Patent No.:** **US D554,558 S**

(45) **Date of Patent:** **** Nov. 6, 2007**

(54) **GEMSTONE**

(76) Inventors: **Jacob Siman-Tov**, 1 Jabotinsky Street, Ramat Gan 52520 (IL); **Itzhak Siman-Tov**, 1 Jabotinsky Street, Ramat Gan 52520 (IL); **Avraham Siman-Tov**, 1 Jabotinsky Street, Ramat Gan 52520 (IL)

(**) Term: **14 Years**

(21) Appl. No.: **29/266,521**

(22) Filed: **Sep. 22, 2006**

(51) **LOC (8) Cl.** **11-01**

(52) **U.S. Cl.** **D11/90**

(58) **Field of Classification Search** D11/1-2, D11/26-29, 89-92; 63/26-28, 32
See application file for complete search history.

(56) **References Cited**

U.S. PATENT DOCUMENTS

D47,014 S * 2/1915 Schenck D11/90
D239,556 S * 4/1976 Braff D11/90
5,622,063 A * 4/1997 Slowinski 63/28

D462,921 S * 9/2002 Yaskil et al. D11/90
D463,314 S * 9/2002 Elishyov D11/90
D493,381 S * 7/2004 Yuan D11/90
D528,461 S * 9/2006 Siman-Tov et al. D11/90

* cited by examiner

Primary Examiner—Ralf Seifert

(74) *Attorney, Agent, or Firm*—Christopher & Weisberg, P.A.


(57) **CLAIM**

The ornamental design for a gemstone, as shown.

DESCRIPTION

FIG. 1 is a top view;
FIG. 2 is a bottom view thereof;
FIG. 3 is a first side view thereof;
FIG. 4 is a second side view, partially rotated with respect to first side view thereof;
FIG. 5 is an upper perspective view thereof; and,
FIG. 6 is a lower perspective view thereof.

1 Claim, 3 Drawing Sheets






FIG.1




FIG.2

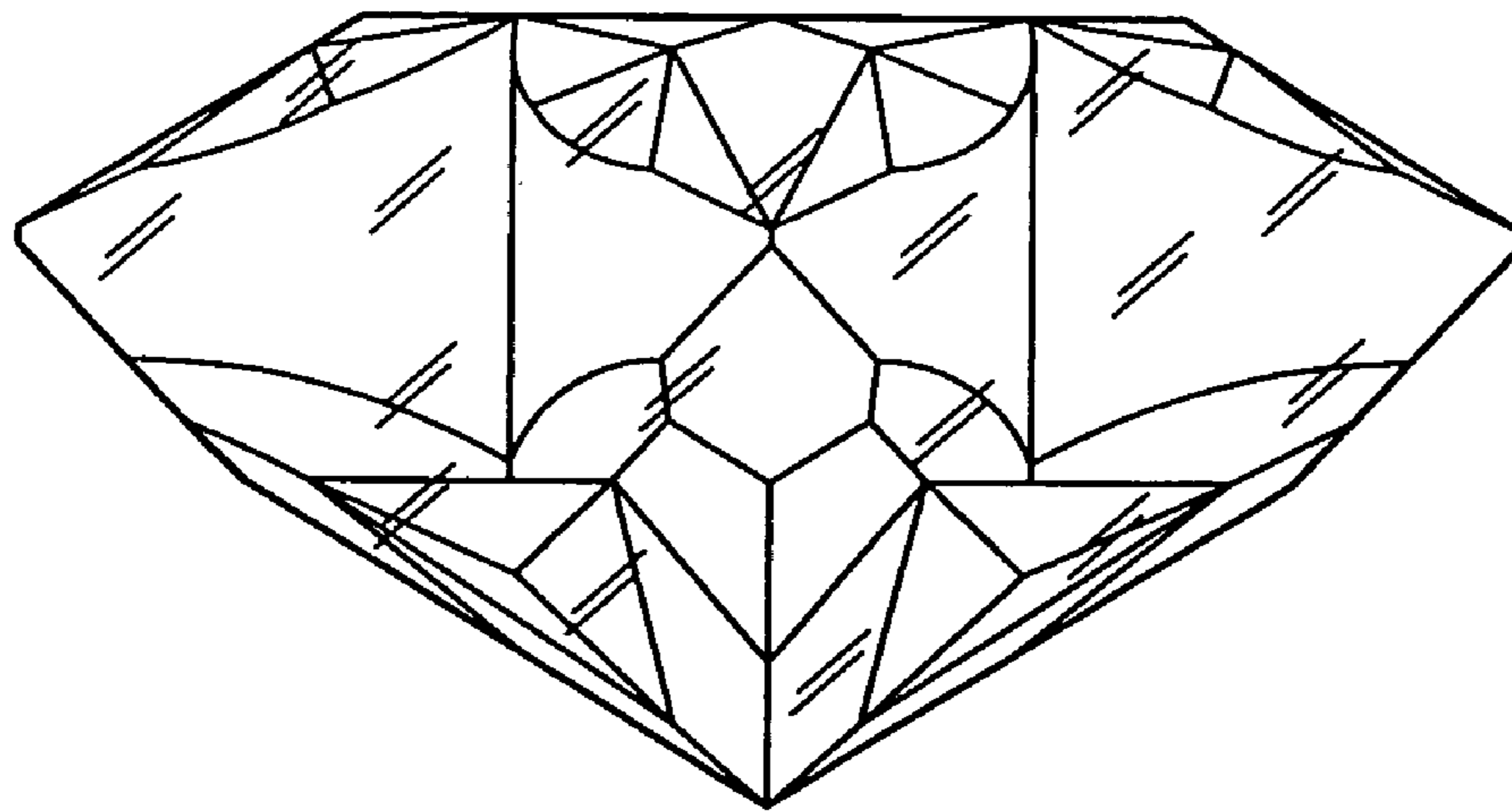


FIG. 3

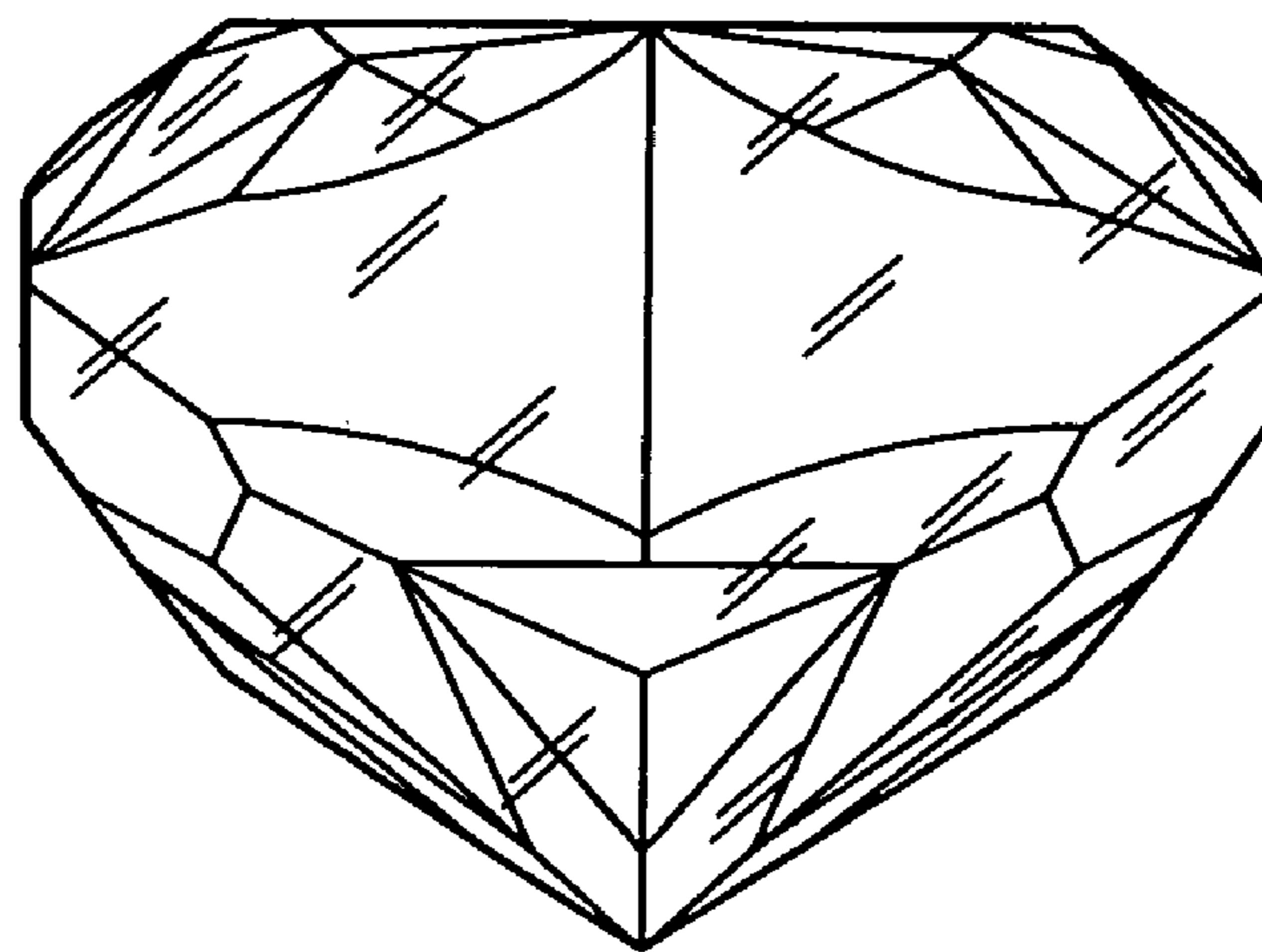


FIG. 4

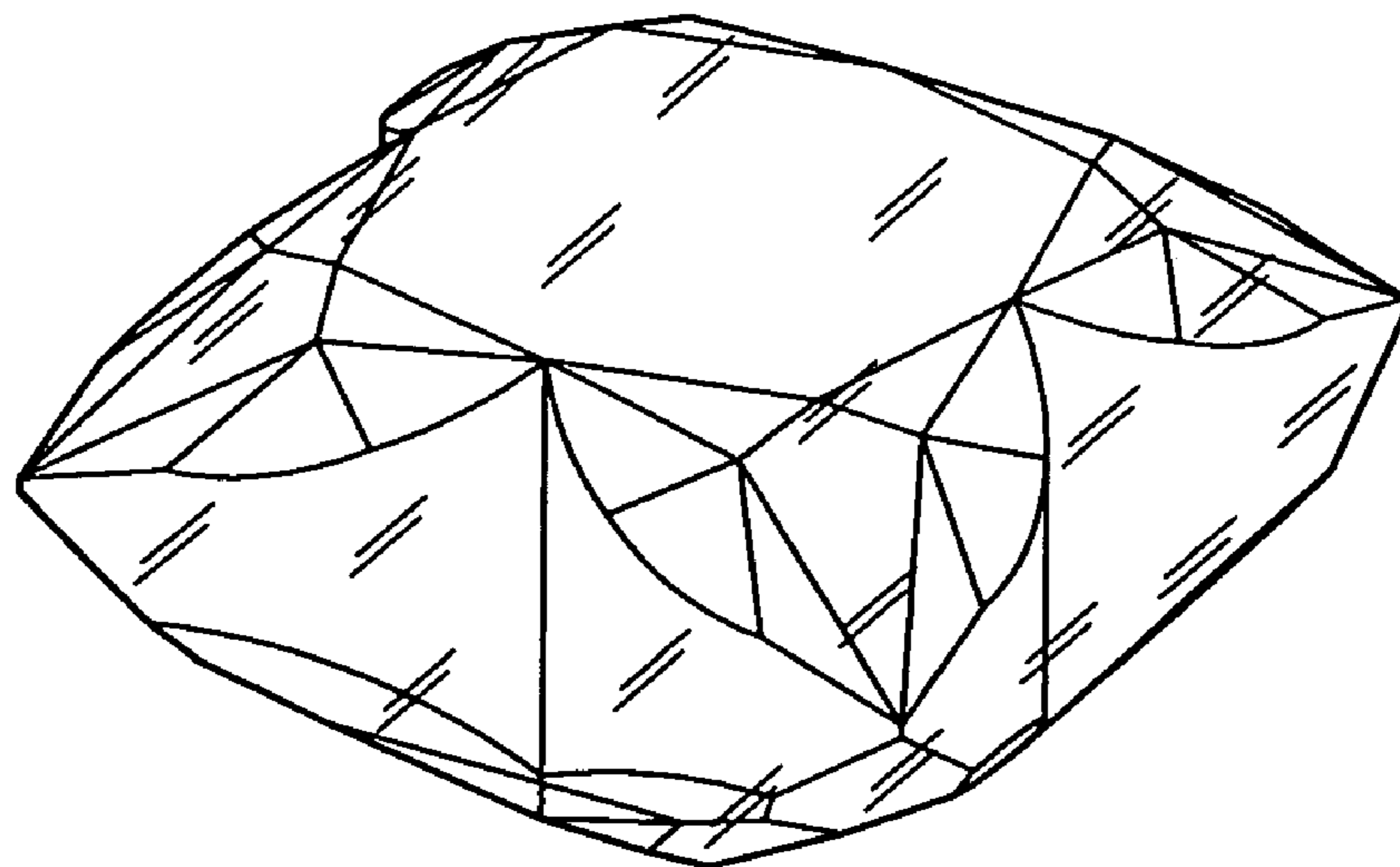


FIG. 5

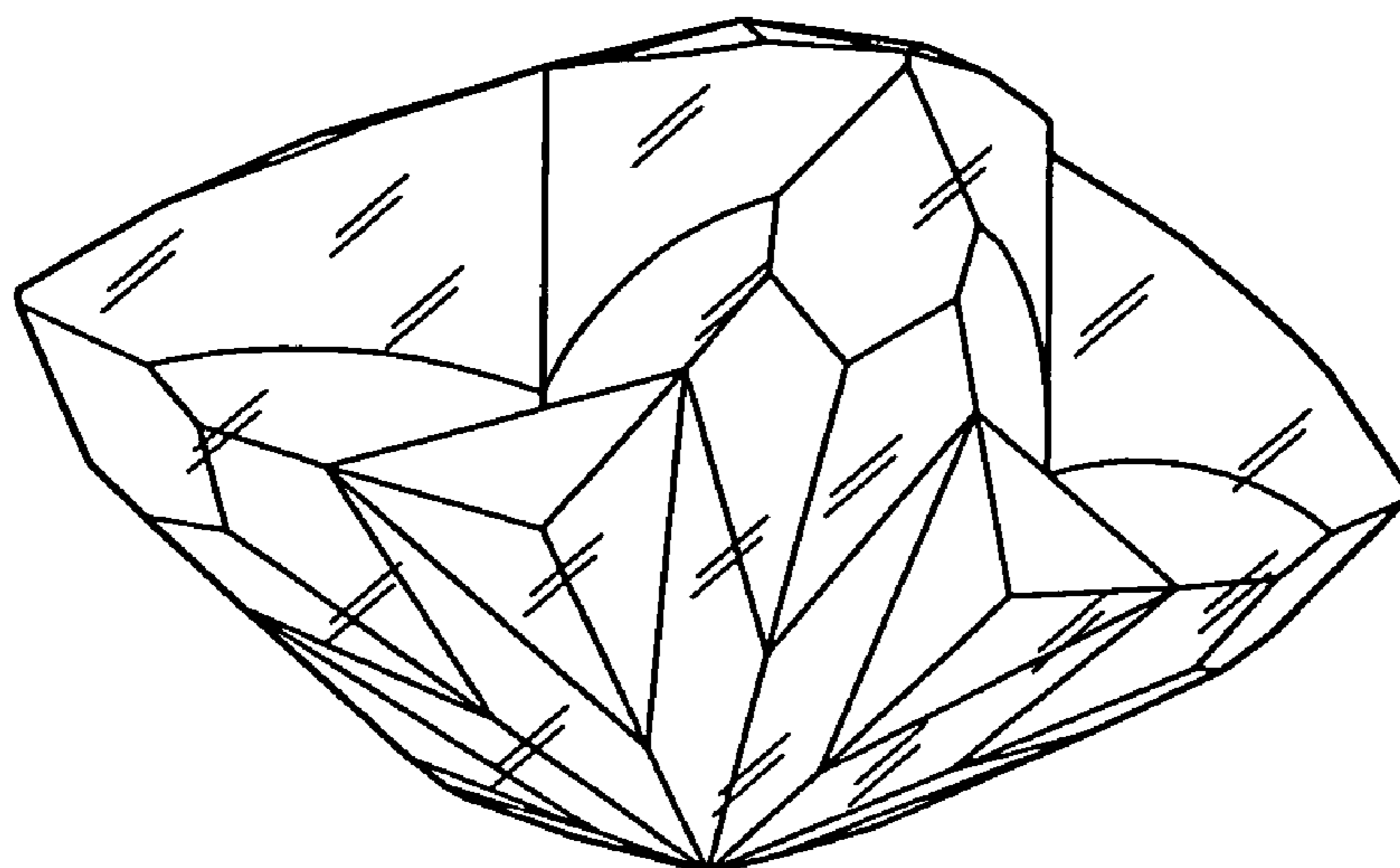


FIG. 6