



US00D554550S

(12) **United States Design Patent**  
**Mochizuki**

(10) **Patent No.:** **US D554,550 S**

(45) **Date of Patent:** **\*\* Nov. 6, 2007**

(54) **NITROGEN EXTRACTOR**

(75) Inventor: **Toshikazu Mochizuki**, Osaka (JP)

(73) Assignee: **Hakko Corporation**, Osaka, Osaka (JP)

(\*\*) Term: **14 Years**

(21) Appl. No.: **29/234,297**

(22) Filed: **Jul. 14, 2005**

(30) **Foreign Application Priority Data**

Jan. 17, 2005 (JP) ..... D2005-000951

(51) **LOC (8) Cl.** ..... **10-04**

(52) **U.S. Cl.** ..... **D10/81**

(58) **Field of Classification Search** ..... D10/81;  
34/216, 419, 423; 62/624, 632, 938; 95/127,  
95/53, 93, 94, 96, 98; 128/203.12; 134/1,  
134/30-32, 37, 61, 68; 137/74, 105  
See application file for complete search history.

(56) **References Cited**

**U.S. PATENT DOCUMENTS**

5,224,350 A \* 7/1993 Mehra ..... 62/624

5,599,398 A \* 2/1997 Lenglen ..... 134/1  
2005/0095177 A1 \* 5/2005 Golner et al. .... 422/168  
2005/0247311 A1 \* 11/2005 Vacchiano et al. .... 128/203.12

\* cited by examiner

*Primary Examiner*—Antoine D. Davis  
(74) *Attorney, Agent, or Firm*—Squire, Sanders & Dempsey  
LLP

(57) **CLAIM**

The ornamental design for a nitrogen extractor, as shown and described.

**DESCRIPTION**

FIG. 1 is a perspective view of a nitrogen extractor;  
FIG. 2 is a front view thereof;  
FIG. 3 is a rear view thereof;  
FIG. 4 is a left side view thereof;  
FIG. 5 is a right side view thereof;  
FIG. 6 is a top view thereof; and,  
FIG. 7 is a bottom view thereof.

**1 Claim, 4 Drawing Sheets**






Fig. 1






Fig. 2

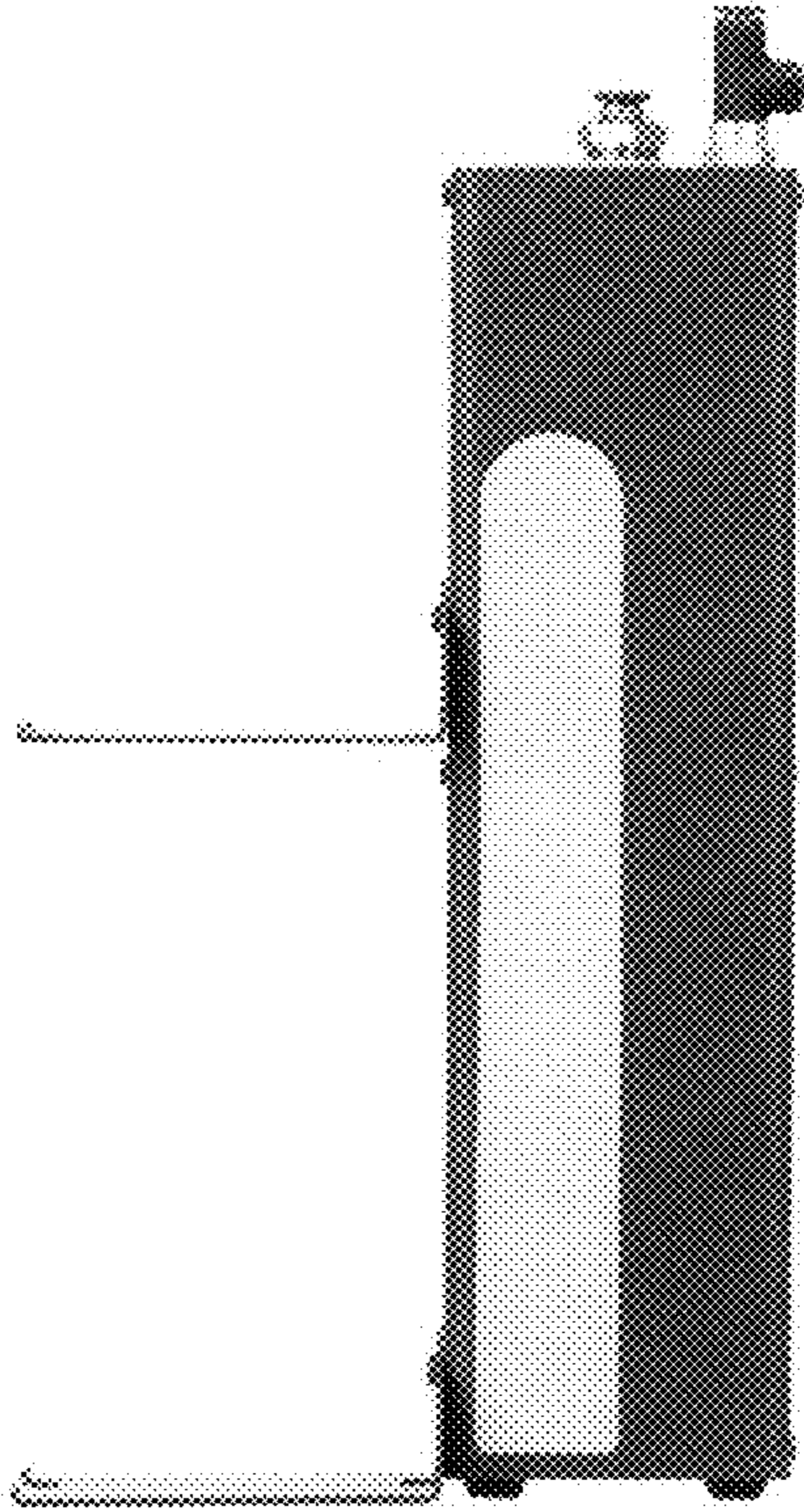


Fig. 3




Fig. 4




Fig. 5






Fig. 6




Fig. 7

