



US00D554538S

(12) **United States Design Patent** (10) **Patent No.:** **US D554,538 S**
Galliano (45) **Date of Patent:** **** Nov. 6, 2007**

(54) **WATCH**

(75) Inventor: **John Galliano**, Paris (FR)

(73) Assignee: **Christian Dior Couture, S.A.**, Paris (FR)

(**) Term: **14 Years**

(21) Appl. No.: **29/267,388**

(22) Filed: **Oct. 13, 2006**

Related U.S. Application Data

(63) Continuation of application No. 29/254,526, filed on Feb. 24, 2006, now abandoned.

(30) **Foreign Application Priority Data**

Aug. 31, 2005 (EM) 000393400-0001

(51) **LOC (8) Cl.** **10-02**

(52) **U.S. Cl.** **D10/32**

(58) **Field of Classification Search** D10/30,
D10/31, 32, 38, 39, 123-126, 128; 368/276,
368/277, 281, 282, 285, 21, 28, 80, 228,
368/232, 294, 295; 63/3, 4, 3.1; D11/6,
D11/12, 16

See application file for complete search history.

(56) **References Cited**

U.S. PATENT DOCUMENTS

D102,765 S * 1/1937 Ritter D11/12
D145,775 S * 10/1946 Carter D11/12
D156,650 S * 12/1949 Pearce D11/12
D159,079 S * 6/1950 Kunzmann D11/12
D195,421 S * 6/1963 Huguenin D10/39
3,475,902 A * 11/1969 Wessel 368/10
D224,602 S * 8/1972 Poon D11/12
3,910,034 A * 10/1975 Tilse 368/12
D297,817 S * 9/1988 Guan D10/30

D336,251 S * 6/1993 Kishimoto D10/39
5,220,541 A * 6/1993 Vuilleumier 368/88
D382,815 S * 8/1997 Riley D10/30
D396,653 S * 8/1998 Bulgari D10/39
D399,763 S * 10/1998 Rabassa D10/38
6,379,037 B1 * 4/2002 Saleh et al. 368/185
D474,118 S * 5/2003 Monachon D10/32
D487,229 S * 3/2004 Monachon D10/32
D502,878 S * 3/2005 Bernheim D10/32
D502,879 S * 3/2005 Bernheim D10/32
D517,432 S * 3/2006 Laucella D10/39
7,027,360 B2 * 4/2006 Kitahara et al. 368/28
7,137,732 B2 * 11/2006 Takeda 368/295
D538,182 S * 3/2007 Lalo D10/32

OTHER PUBLICATIONS

Watches International VI, The Original Annual of the World's Finest Wristwatches, copyright 2005, Tourbillon International, LLC., pp. 154 and 155, Chanel watches.*

* cited by examiner

Primary Examiner—Lucy Lieberman

(74) *Attorney, Agent, or Firm*—Amster, Rothstein & Ebenstein, LLP


(57) **CLAIM**

The ornamental design for a watch, substantially as shown and described.

DESCRIPTION

FIG. 1 is a front perspective view showing my new design;
FIG. 2 is a bottom plan view thereof;
FIG. 3 is a top plan view thereof;
FIG. 4 is a front elevational view thereof;
FIG. 5 is a rear elevational view thereof;
FIG. 6 is a right side view thereof; and,
FIG. 7 is a left side view thereof.

1 Claim, 5 Drawing Sheets






Fig. 1




Fig. 2




Fig. 3




Fig. 4




Fig. 5




Fig. 6



Fig. 7