



US00D554537S

(12) **United States Design Patent**  
**Actis-Datta**

(10) **Patent No.:** **US D554,537 S**

(45) **Date of Patent:** **\*\* Nov. 6, 2007**

(54) **COMBINED WRISTWATCH CASE AND BAND**

(75) Inventor: **Sebastien Actis-Datta**, Villars-Tiercelin (CH)

(73) Assignee: **Raymond Weil**, Grand-Lancy (CH)

(\*\*) Term: **14 Years**

(21) Appl. No.: **29/236,593**

(22) Filed: **Aug. 18, 2005**

(30) **Foreign Application Priority Data**

Mar. 24, 2005 (WO) ..... DM/066 591

(51) **LOC (8) Cl.** ..... **10-02**

(52) **U.S. Cl.** ..... **D10/32**

(58) **Field of Classification Search** ..... D10/30-39;  
368/276, 281, 282, 283, 285, 21, 223, 228,  
368/232, 319; D11/3, 4, 12; 63/3, 3.1, 3.2,  
63/4; 224/164

See application file for complete search history.

(56) **References Cited**

**U.S. PATENT DOCUMENTS**

D342,037 S *	12/1993	Giardiello	.....	D11/3
D399,435 S *	10/1998	Gogniat	.....	D10/39
D423,373 S *	4/2000	Wunderman	.....	D10/32
D423,952 S *	5/2000	Inui et al.	.....	D10/39
D424,951 S *	5/2000	Inui et al.	.....	D10/30
D434,335 S *	11/2000	Amstutz	.....	D10/32

D439,174 S *	3/2001	Bodino	.....	D10/32
D439,530 S *	3/2001	Bodino	.....	D10/32
D442,093 S *	5/2001	Fuchs	.....	D10/39
D455,358 S *	4/2002	Mauboussin	.....	D10/32
D456,281 S *	4/2002	Glauser	.....	D10/32
D458,154 S *	6/2002	Lepeu et al.	.....	D10/32
D461,724 S *	8/2002	Roden	.....	D10/32
D468,217 S *	1/2003	Lepeu et al.	.....	D10/32
D489,272 S *	5/2004	Messmer	.....	D10/38
D496,290 S *	9/2004	Plan	.....	D10/32
D514,959 S *	2/2006	Deleskiewicz	.....	D10/32

\* cited by examiner

*Primary Examiner*—Lucy Lieberman

(74) *Attorney, Agent, or Firm*—Collen IP; Donald J. Ranft

(57) **CLAIM**

The ornamental design for a combined wristwatch case and band, as shown and described.

**DESCRIPTION**

FIG. 1 is a front view of my new and ornamental design for a combined wristwatch case and band;

FIG. 2 is a rear view thereof;

FIG. 3 is a top view thereof;

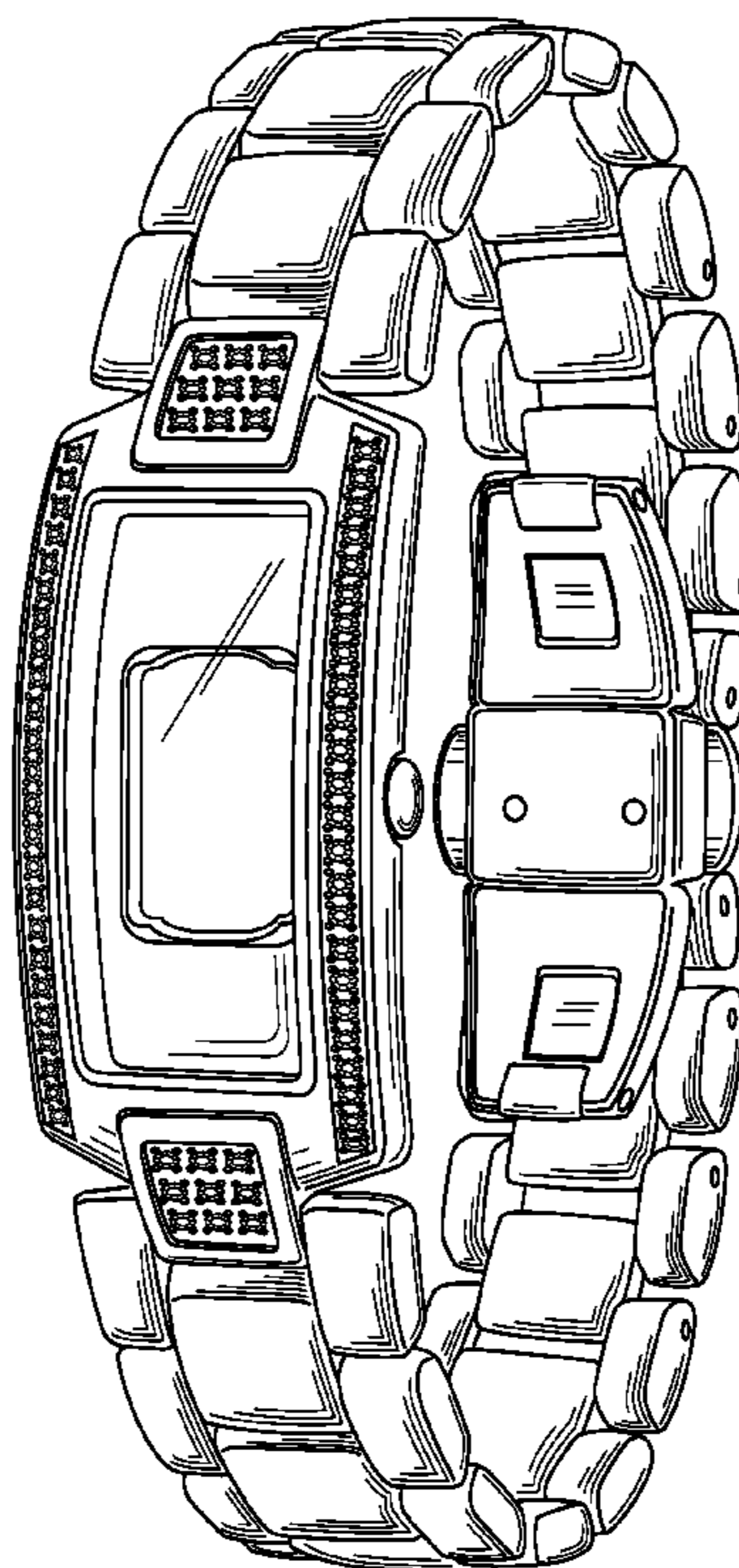
FIG. 4 is a bottom view thereof;

FIG. 5 is right side view thereof;

FIG. 6 is a left side view thereof; and,

FIG. 7 is a perspective view thereof.

**1 Claim, 7 Drawing Sheets**



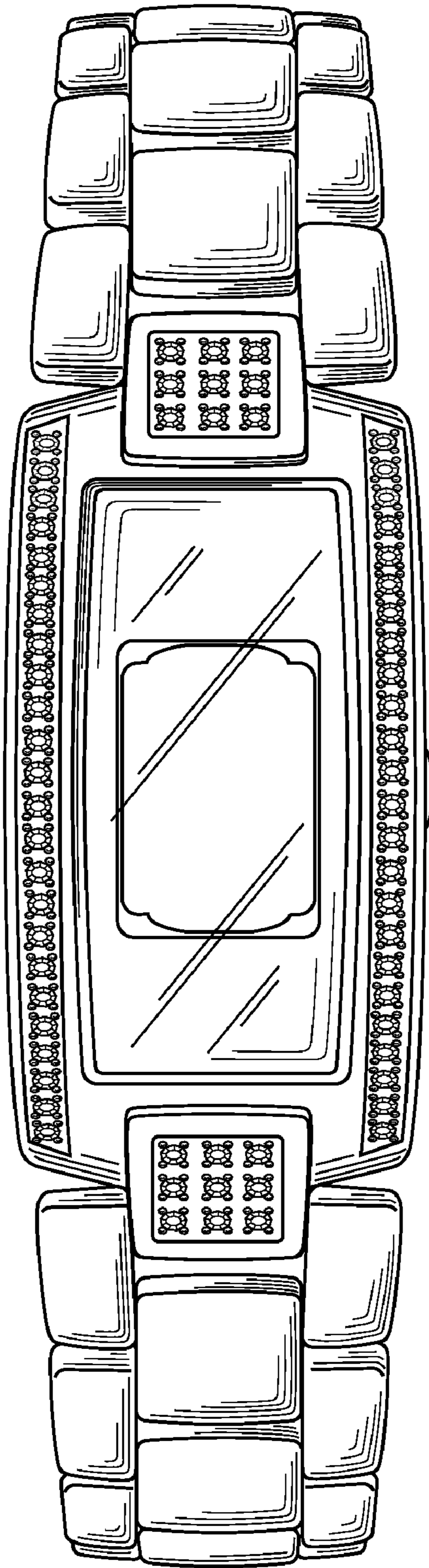


Fig. 1

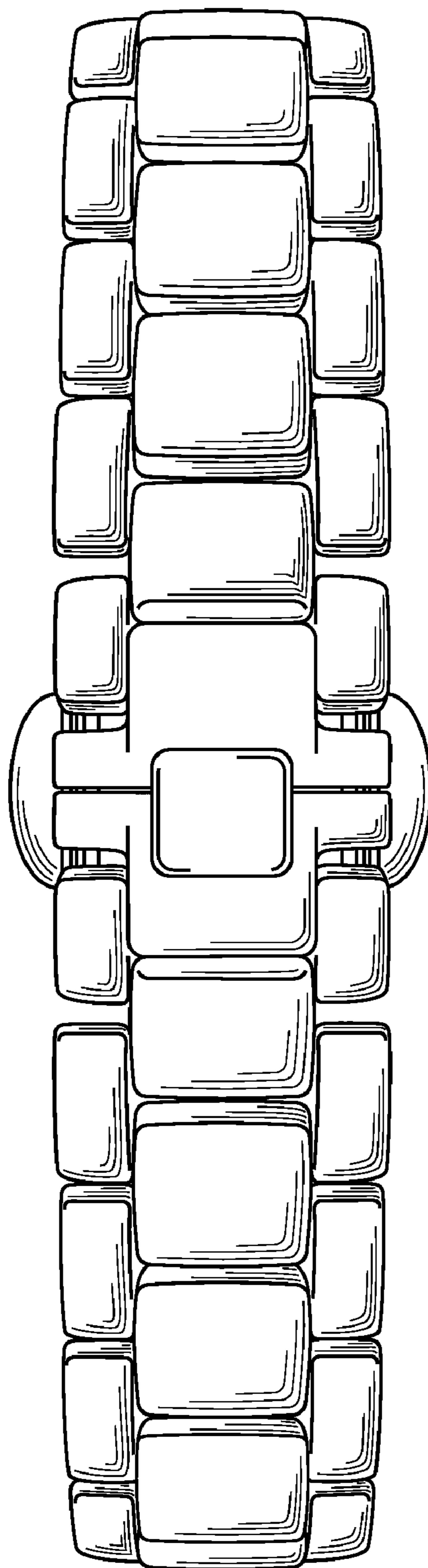


Fig. 2

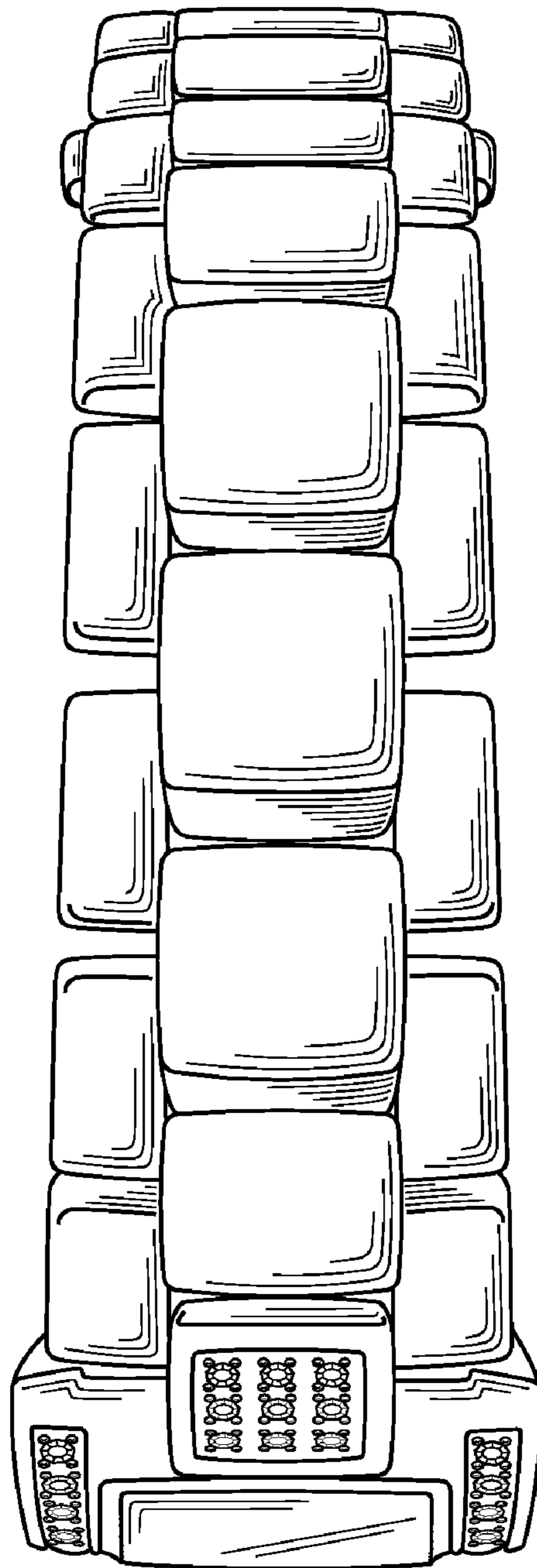


Fig. 3

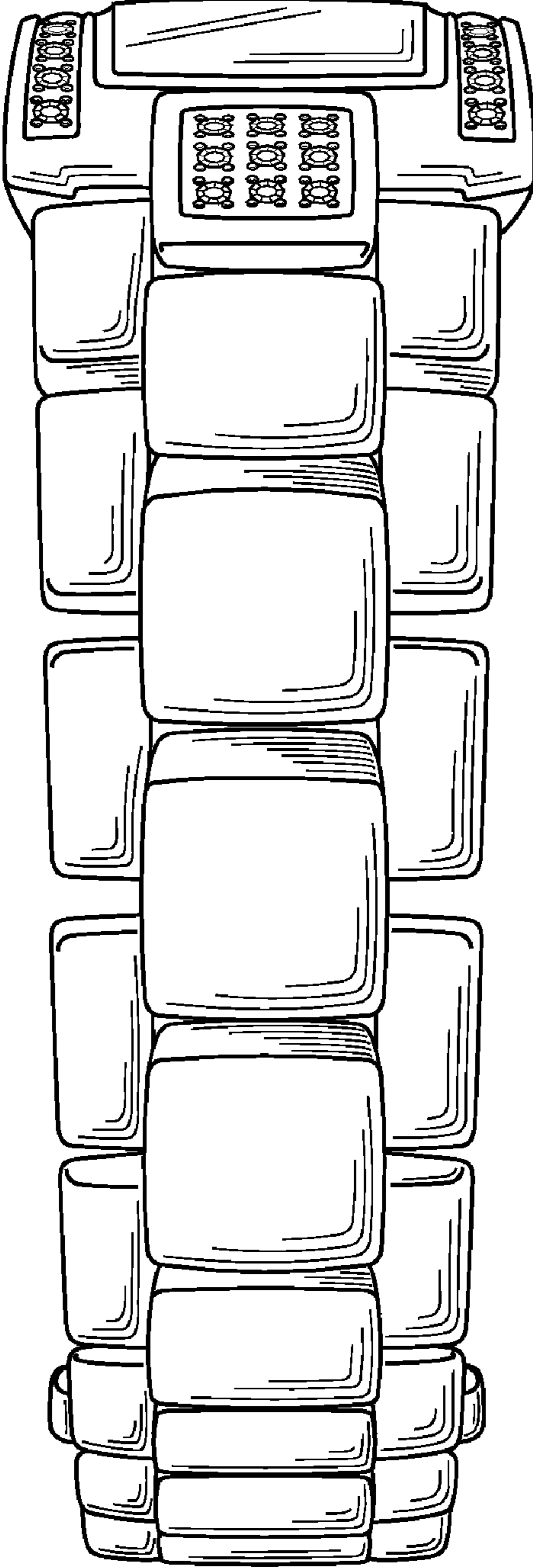


Fig. 4

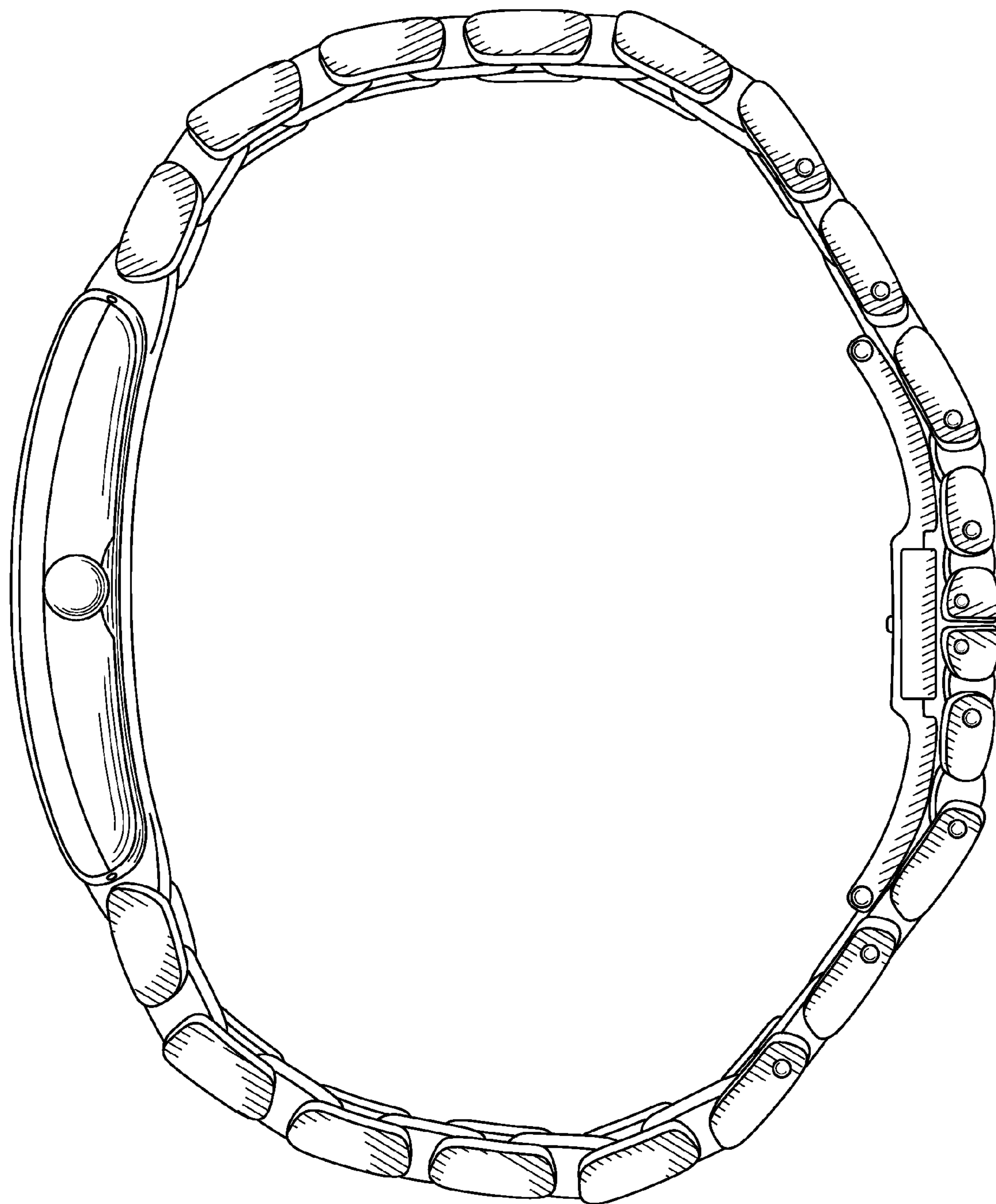


Fig. 5

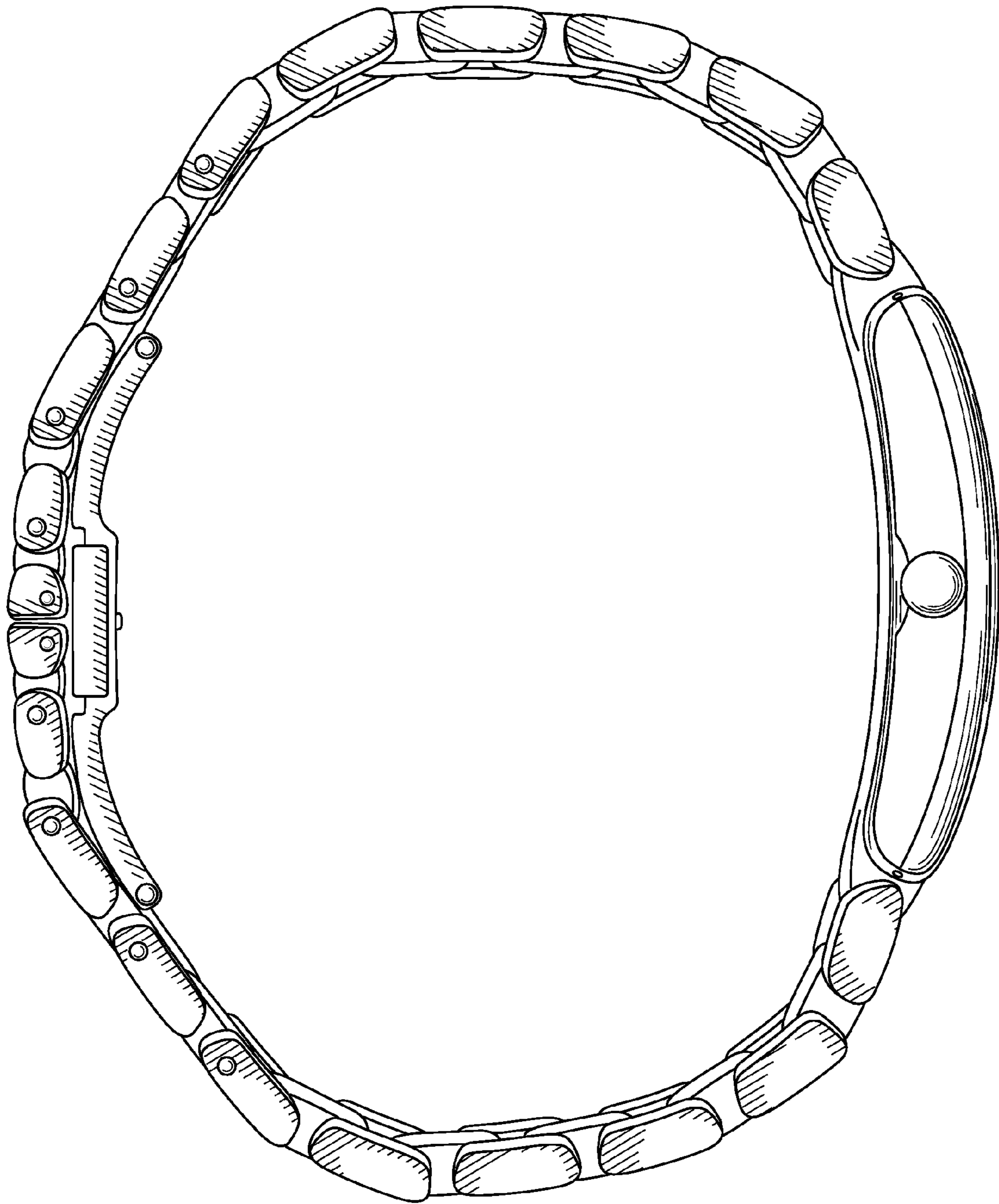


Fig. 6

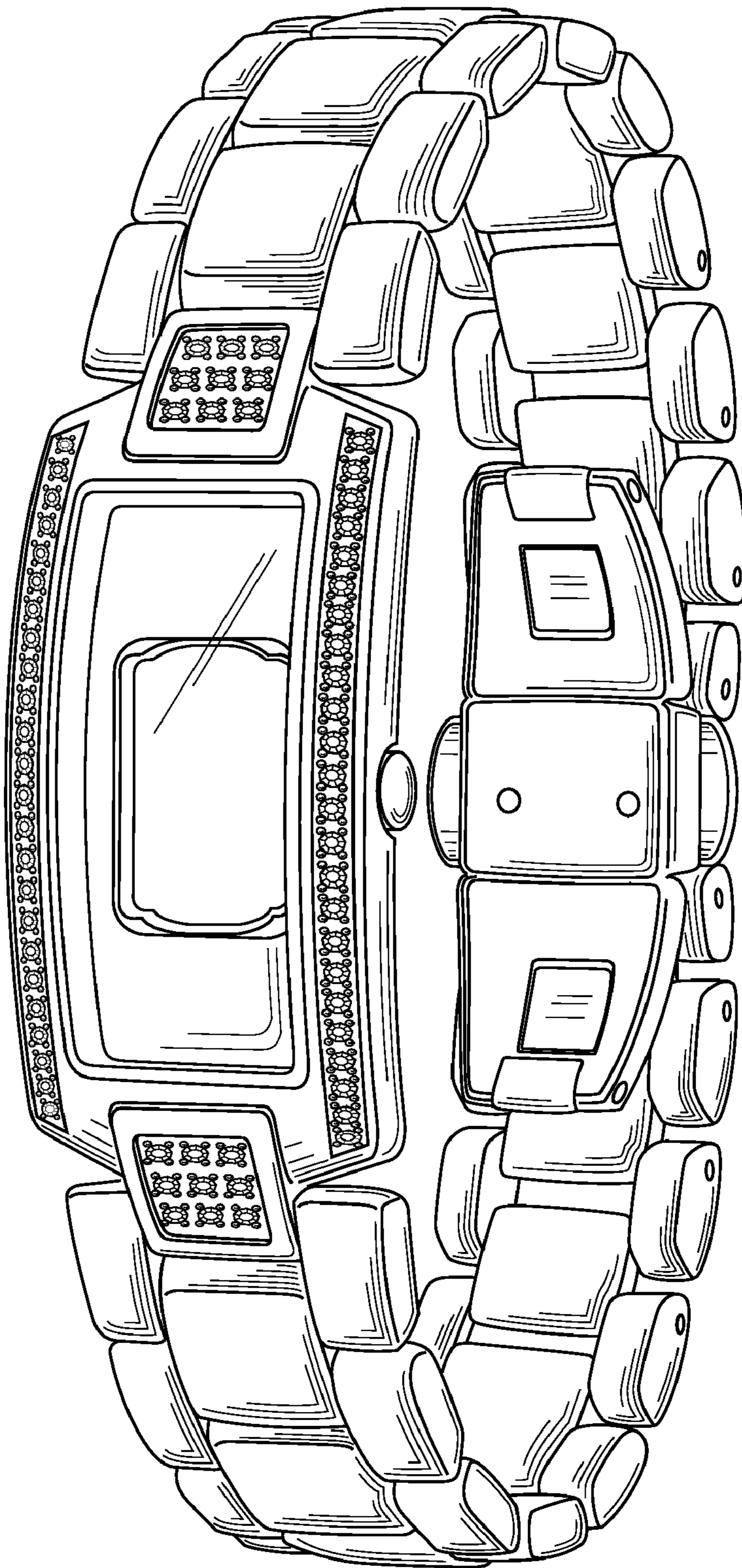


Fig. 7