



US00D554535S

(12) **United States Design Patent**
Journe

(10) **Patent No.:** **US D554,535 S**

(45) **Date of Patent:** **** Nov. 6, 2007**

(54) **WATCH**

D539,175 S * 3/2007 Bolt et al. D10/39

(76) **Inventor:** **Francois-Paul Journe**, Rue de
l'Arquebuse, 17, Geneva (CH) 1204

(**) **Term:** **14 Years**

(21) **Appl. No.:** **29/263,431**

(22) **Filed:** **Jul. 24, 2006**

(30) **Foreign Application Priority Data**

Jan. 24, 2006 (CH) 132521

(51) **LOC (8) Cl.** **10-02**

(52) **U.S. Cl.** **D10/31; D10/39**

(58) **Field of Classification Search** D10/30-39,
D10/122-132; 368/276, 277, 281, 282, 285,
368/80, 223, 228, 232, 21, 28, 10, 319, 308
See application file for complete search history.

(56) **References Cited**

U.S. PATENT DOCUMENTS

2,361,563	A *	10/1944	Pellaton	368/80
D186,180	S *	9/1959	Diamond	D10/39
D308,945	S *	7/1990	Bonnet	D10/32
5,184,333	A *	2/1993	Caspar	368/28
5,339,293	A *	8/1994	Kamiyama et al.	368/21
5,467,325	A *	11/1995	Juillerat	368/276
D365,526	S *	12/1995	Gardner	D10/39
D423,951	S *	5/2000	Fichter	D10/39
D496,874	S *	10/2004	Nataf	D10/126
D497,321	S *	10/2004	Nataf	D10/126
6,826,122	B2 *	11/2004	Zaugg	368/28
D508,416	S *	8/2005	Tang	D10/30

OTHER PUBLICATIONS

Watches International VI, The Original Annual of the World's Finest Wristwatches, copyright 2005 by Tourbillon International, LLC., p. 93, A. Lange & Sohne watches.*

Watches International VI, The Original Annual of the World's Finest Wristwatches, copyright 2005 by Tourbillon International, LLC., p. 245, F.P. Journe-Invenit et Fecit watches.*

Watches International VI, The Original Annual of the World's Finest Wristwatches, copyright 2005 by Tourbillon International, LLC., p. 426, Paul Picot watches.*

Watches International VI, The Original Annual of the World's Finest Wristwatches, copyright 2005 by Tourbillon International, LLC., p. 524, Zenith watches.*

* cited by examiner

Primary Examiner—Lucy Lieberman

(74) *Attorney, Agent, or Firm*—Sughrue Mion Pllc.

(57) **CLAIM**

The ornamental design for a watch, as shown.

DESCRIPTION

FIG. 1 is a perspective view of the top, right side and one end of a watch showing my new design;

FIG. 2 is a top plan view thereof;

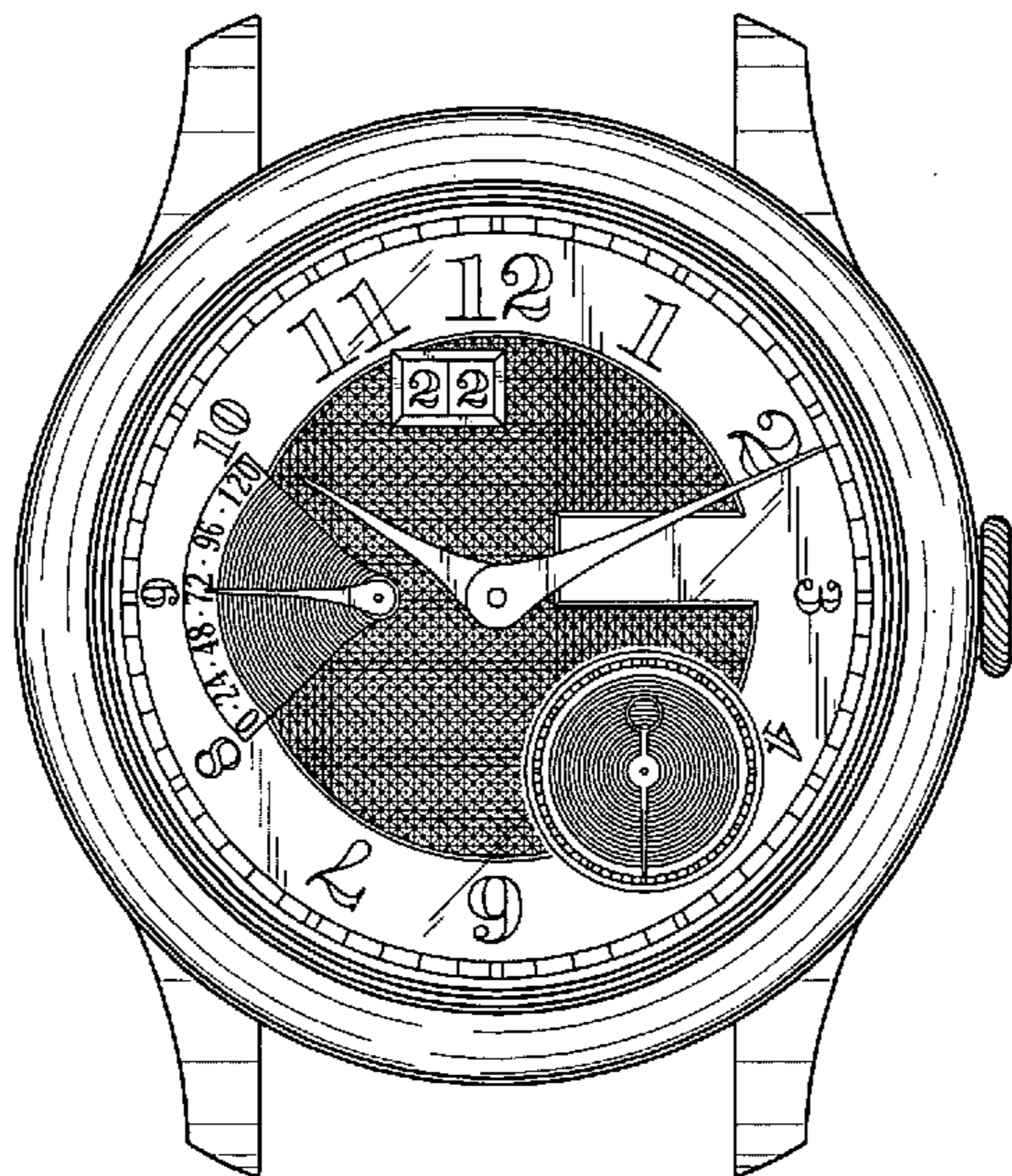
FIG. 3 is a left side elevation thereof;

FIG. 4 is a right side elevation thereof;

FIG. 5 is an end elevation thereof; and,

FIG. 6 is an end elevation showing the end opposite of FIG. 5.

1 Claim, 4 Drawing Sheets



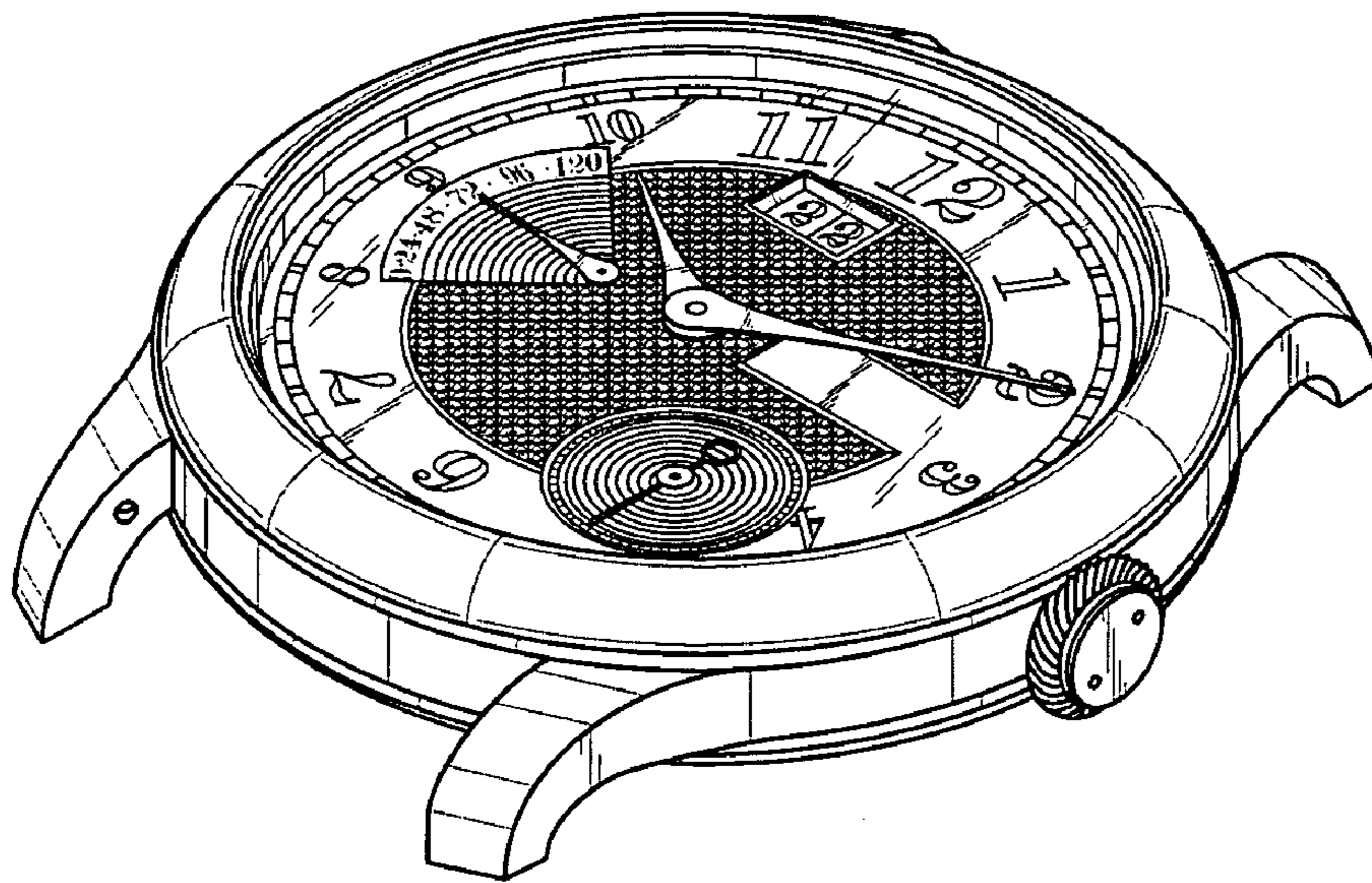


Fig. 1

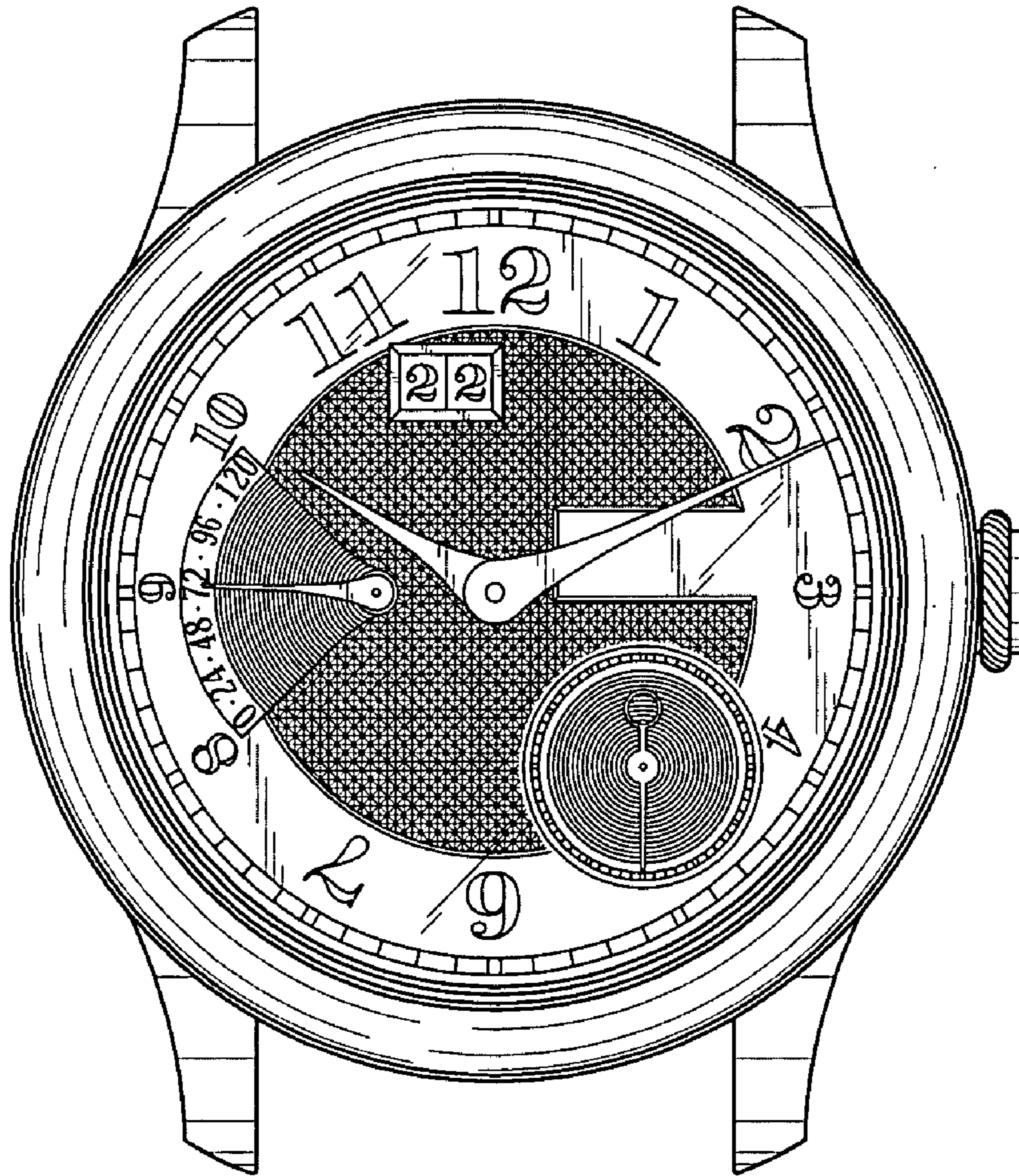


Fig. 2

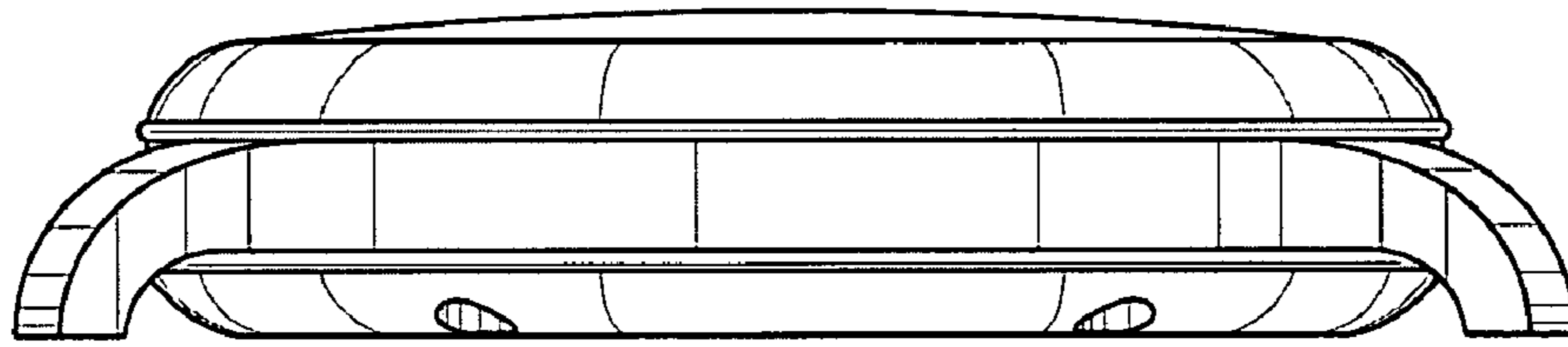


Fig. 3

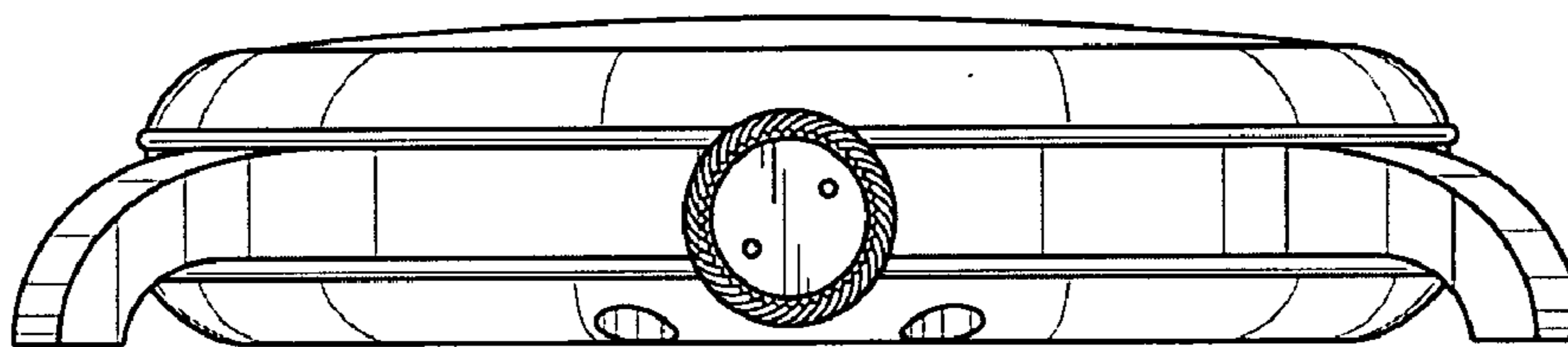


Fig. 4

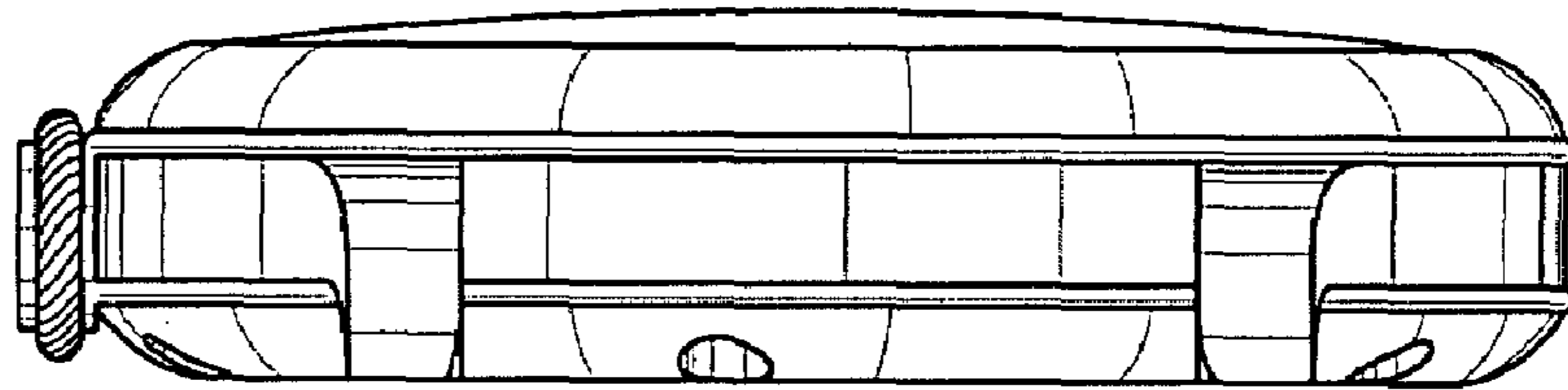


Fig. 5

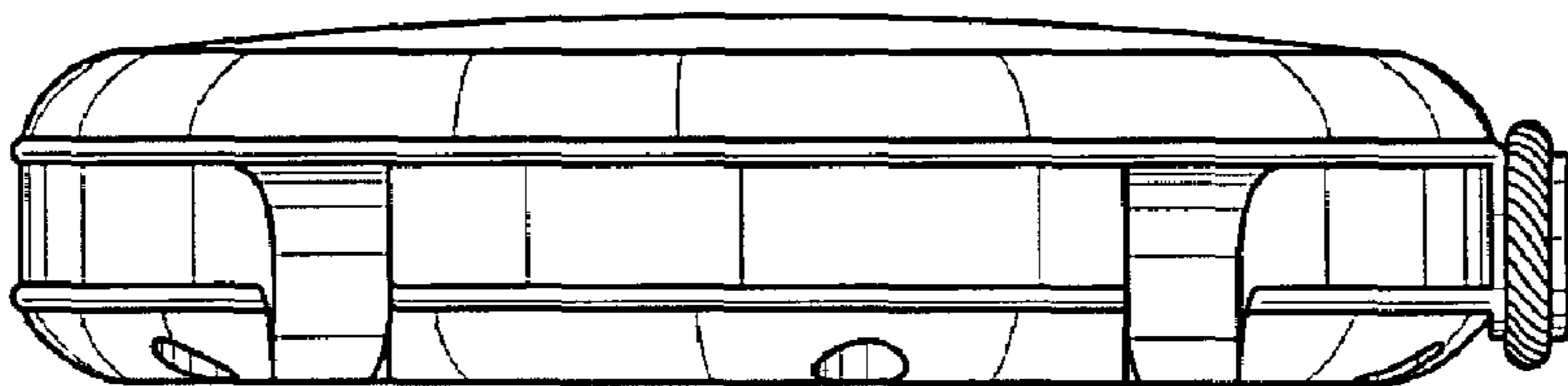


Fig. 6