



US00D554530S

(12) **United States Design Patent**  
**Tsutsumi et al.**

(10) **Patent No.:** **US D554,530 S**

(45) **Date of Patent:** **\*\* Nov. 6, 2007**

(54) <b>PACKAGE</b>	2,069,335 A *	2/1937	Salfisberg	.....	206/457
	D118,989 S	2/1940	Salfisberg		
(75) Inventors: <b>Nobuo Tsutsumi</b> , Tokyo (JP); <b>Masakazu Shigiishi</b> , Tokyo (JP)	3,986,640 A	10/1976	Redmond		
	D350,854 S	9/1994	Collins		
	5,551,612 A	9/1996	Hochfield		
(73) Assignee: <b>Hisamitsu Pharmaceuticals Co., Inc.</b> , Tosu-Shi, Saga (JP)	5,950,830 A	9/1999	Trigger		
	D433,511 S *	11/2000	Nieves	.....	D24/217
(**) Term: <b>14 Years</b>	D438,461 S	3/2001	Yamagishi		
	D453,681 S	2/2002	Kursner		
(21) Appl. No.: <b>29/249,661</b>	D499,642 S	12/2004	Karim		
(22) Filed: <b>Oct. 17, 2006</b>	2003/0106812 A1	6/2003	Wilkman		

**Related U.S. Application Data**

(62) Division of application No. 29/205,831, filed on May 21, 2004.

**Foreign Application Priority Data**

Nov. 21, 2003	(JP)	.....	D2003-034919
Nov. 21, 2003	(JP)	.....	D2003-034920
Nov. 21, 2003	(JP)	.....	D2003-034921
Nov. 21, 2003	(JP)	.....	D2003-034922
Nov. 21, 2003	(JP)	.....	D2003-034923
Nov. 21, 2003	(JP)	.....	D2003-034925
Nov. 21, 2003	(JP)	.....	D2003-034927

(51) **LOC (8) Cl.** ..... **09-01**  
(52) **U.S. Cl.** ..... **D9/732**  
(58) **Field of Classification Search** ..... D9/414,  
D9/426, 432, 433, 499, 732; 206/37, 38,  
206/235, 448, 461, 530; D3/203.1; 220/23.2,  
220/23.4, 507, 555; 229/200  
See application file for complete search history.

(56) **References Cited**

**U.S. PATENT DOCUMENTS**

1,985,882 A \* 1/1935 Adler ..... 206/461

\* cited by examiner

*Primary Examiner*—Stella Reid

*Assistant Examiner*—Mark Goodwin

(74) *Attorney, Agent, or Firm*—Leydig, Voit & Mayer, Ltd.

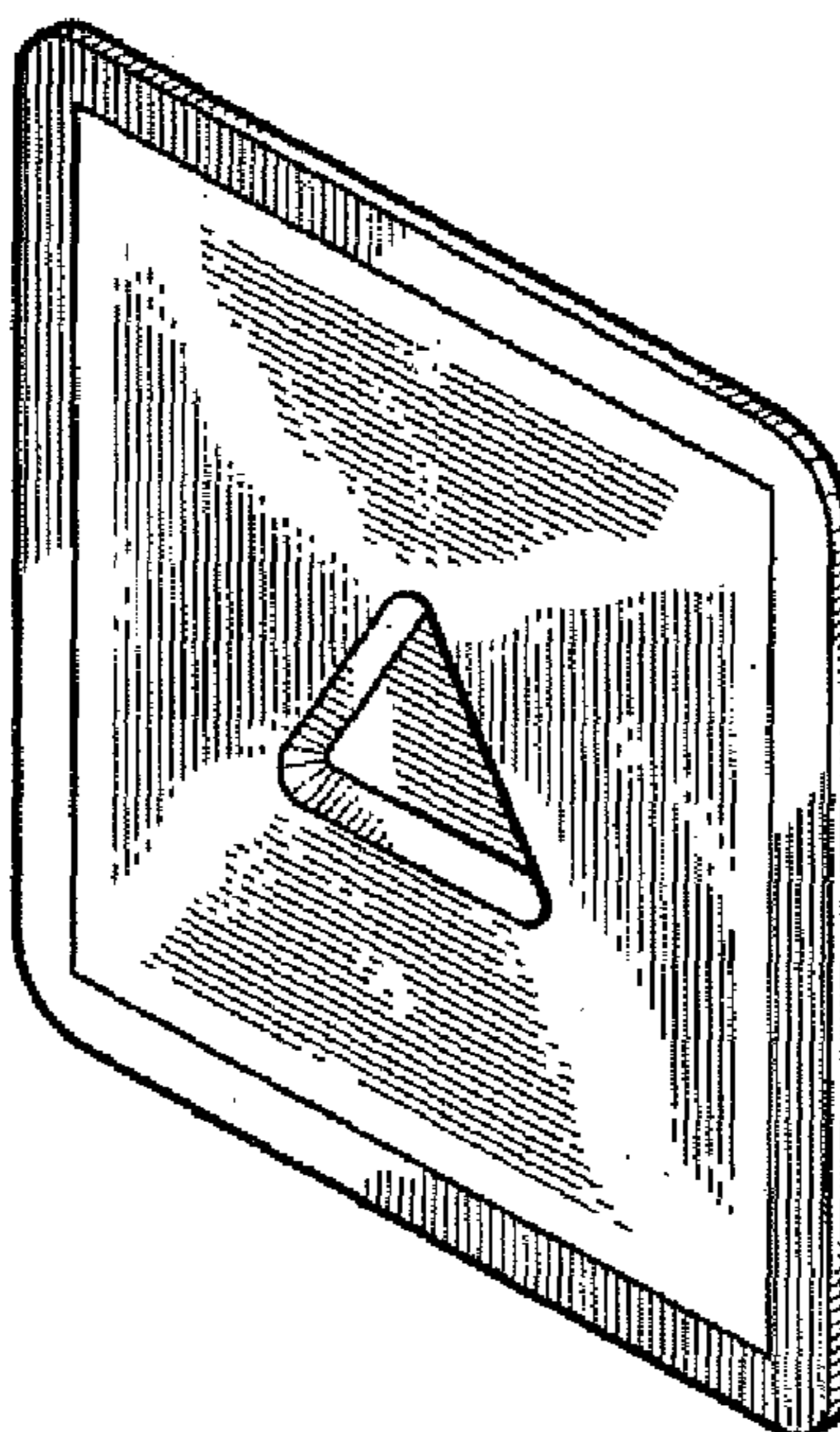
(57) **CLAIM**

The ornamental design for a package, as shown and described.

**DESCRIPTION**

FIG. 1 is a front view of a package of the present invention.  
FIG. 2 is a rear view of the package of FIG. 1.  
FIG. 3 is a top plan view of the package of FIG. 1.  
FIG. 4 is a bottom view of the package of FIG. 1.  
FIG. 5 is a right side view of the package of FIG. 1.  
FIG. 6 is a left side view of the package of FIG. 1; and,  
FIG. 7 is a front perspective view of the package of FIG. 1.

**1 Claim, 7 Drawing Sheets**



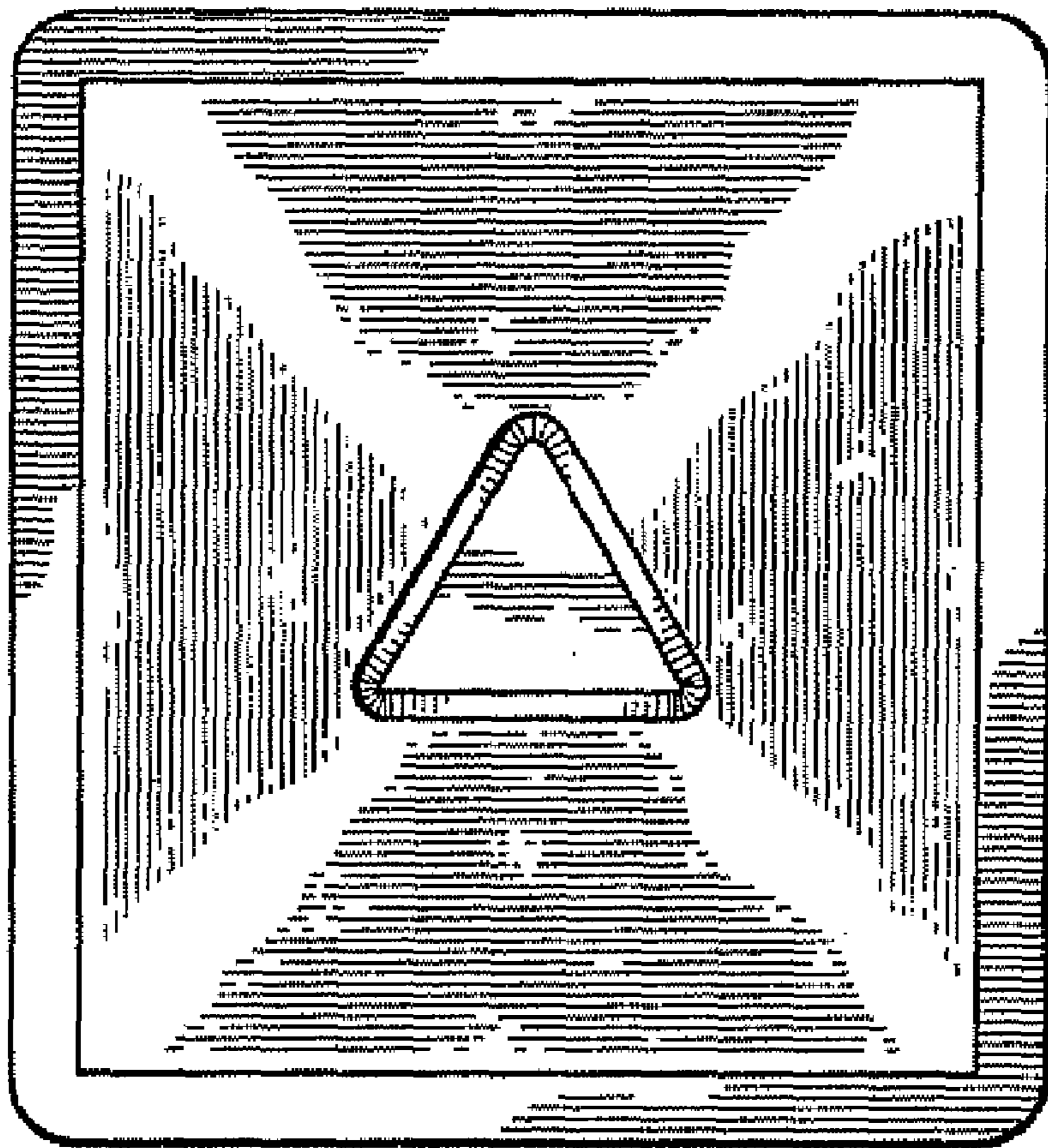


FIG. 1

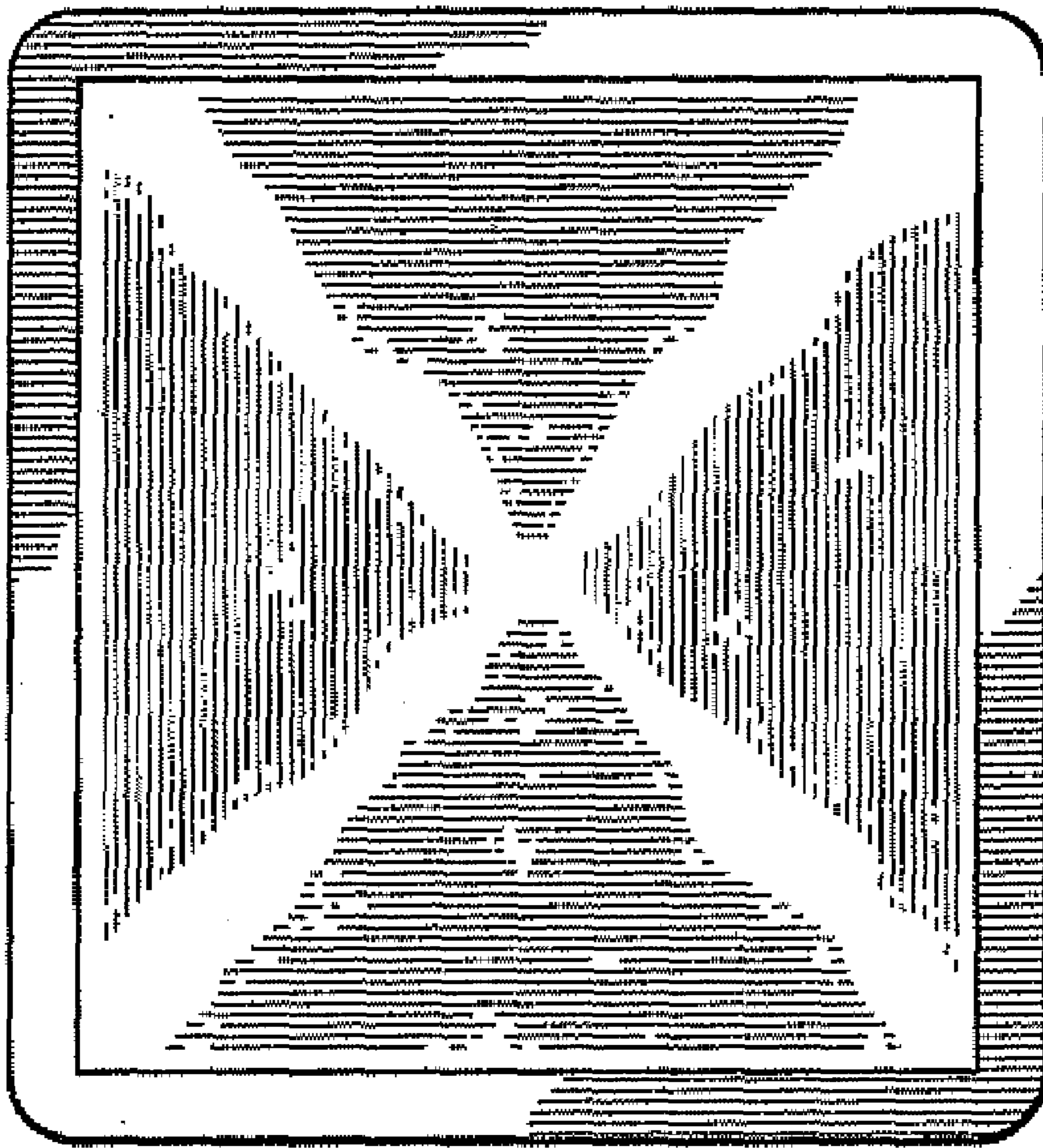


FIG. 2




FIG. 3

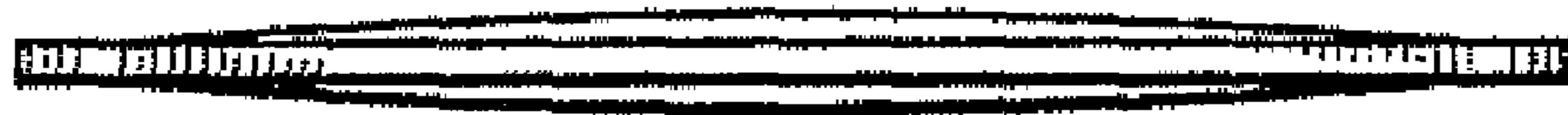


FIG. 4



FIG. 5



FIG. 6

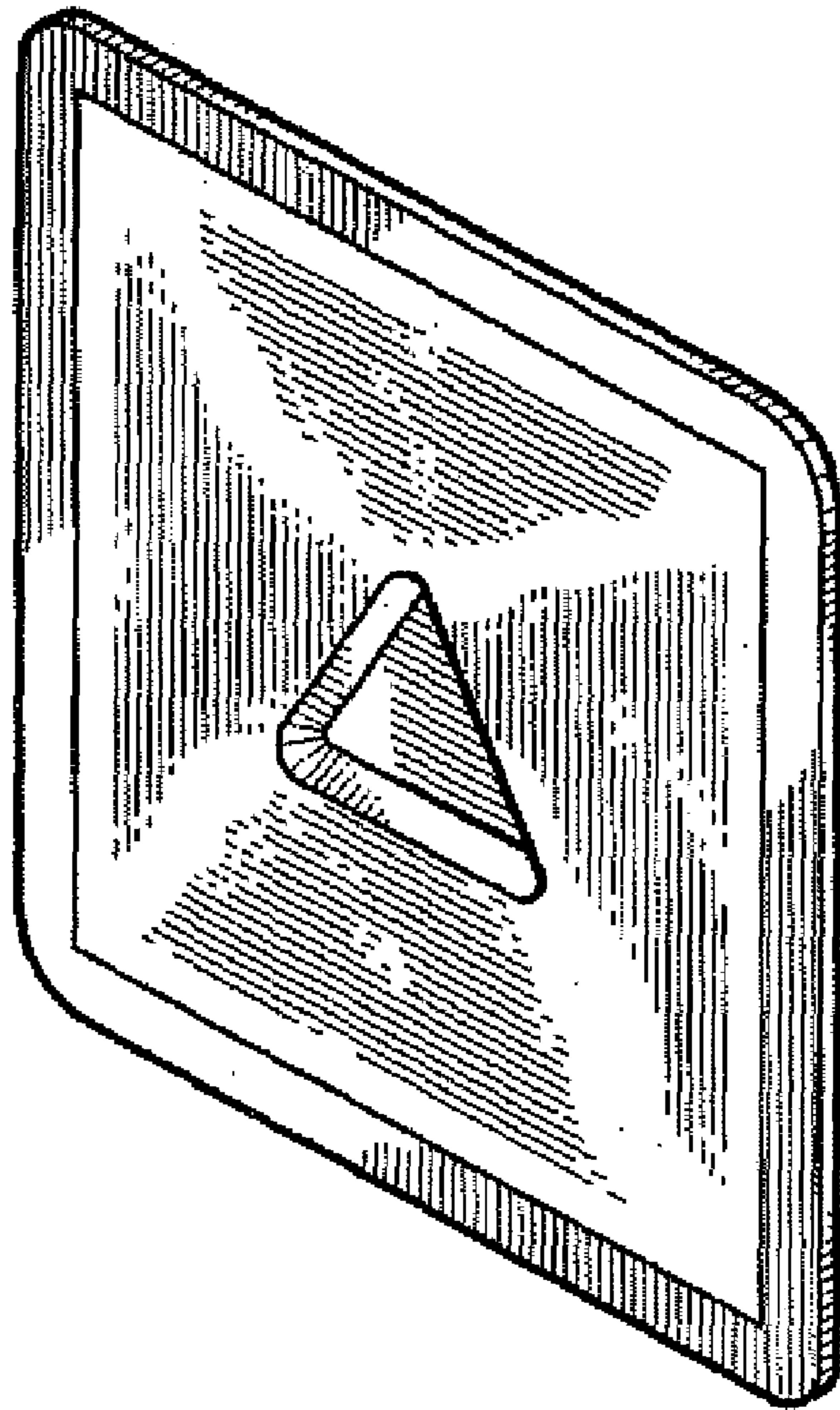


FIG. 7