



US00D554521S

(12) **United States Design Patent** (10) **Patent No.:** **US D554,521 S**
Williams et al. (45) **Date of Patent:** **** Nov. 6, 2007**

- (54) **BOTTLE**
- (75) Inventors: **Neil P. Williams**, Racine, WI (US);
Allen D. Miller, Racine, WI (US);
James A. Shoemaker, Chicago, IL
(US); **Dirk K. Nickel**, Mukwonago, WI
(US); **Ivan Da Barp**, Kleinburg (CA);
Terrance M. Parve, Menomonee Falls,
WI (US)
- (73) Assignee: **S.C. Johnson & Son, Inc.**, Racine, WI
(US)

D398,223 S	9/1998	Bertolini et al.	
D413,266 S	8/1999	Majerowski et al.	
D416,805 S *	11/1999	Mikla	D9/542
D419,864 S	2/2000	Kuzma et al.	
D422,506 S	4/2000	Cummings	
D446,459 S *	8/2001	Weber	D9/542
D458,149 S *	6/2002	Cummings	D9/571
D459,659 S	7/2002	Chung	
D469,698 S	2/2003	Zaksenberg et al.	
D480,005 S	9/2003	Conway	
D504,070 S *	4/2005	Mohary et al.	D9/571
D510,030 S *	9/2005	Storz et al.	D9/529
D526,204 S *	8/2006	Stolle	D9/529
D526,902 S *	8/2006	Cummings	D9/558

- (**) Term: **14 Years**
- (21) Appl. No.: **29/247,883**
- (22) Filed: **Jul. 18, 2006**

Related U.S. Application Data

- (63) Continuation-in-part of application No. 29/246,514,
filed on Apr. 20, 2006.

- (51) **LOC (8) Cl.** **09-01**
- (52) **U.S. Cl.** **D9/570; D9/571; D9/574**
- (58) **Field of Classification Search** D9/682,
D9/686-694, 516, 521-522, 529-530, 542,
D9/551, 557-558, 564, 570-571, 574; 215/382-284,
215/396, 398
See application file for complete search history.

(56) **References Cited**

U.S. PATENT DOCUMENTS

D90,650 S	9/1933	Fuerst	
D91,740 S	3/1934	Steuer	
D97,390 S *	11/1935	Guild	D9/570
D105,265 S *	7/1937	Clevenger	D9/570
D136,024 S	7/1943	Flett	
D239,698 S *	4/1976	Utley	D9/558
D309,418 S	7/1990	Geiger	
D323,293 S *	1/1992	Gutkowski	D9/529
D363,028 S	10/1995	Mansau	
D363,431 S *	10/1995	Mansau	D9/557

OTHER PUBLICATIONS

U.S. Appl. No. 29/224,300, filed Feb. 28, 2005, Nukuto et al.
U.S. Appl. No. 29/246,514, filed Apr. 20, 2006, Kunesh et al.

* cited by examiner

Primary Examiner—Carol Rademaker

(57) **CLAIM**

The ornamental design for a bottle, as shown and described.

DESCRIPTION

The nature of this product is as a bottle for holding and dispensing a liquid material such as an insect repellent, an insect repellent, an insecticide, a cleaner, or a fragrance.

FIG. 1 is a top, front, and right side perspective view of a bottle embodying our new design;

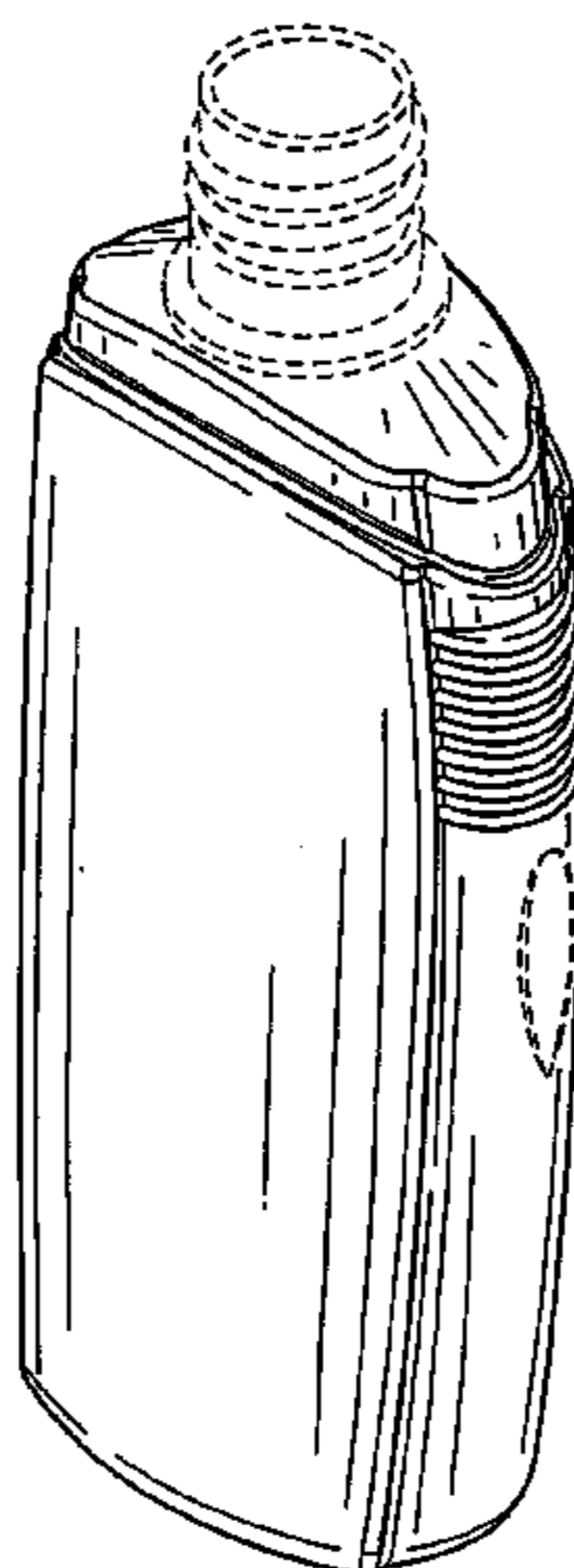
FIG. 2 is a front elevational view thereof, the rear elevational view being a mirror image;

FIG. 3 is a left side elevational view thereof, the right side elevational view being a mirror image; and,

FIG. 4 is a top plan view thereof.

The broken lines shown in the drawings are for environmental purposes only and form no part of the claimed design.

1 Claim, 2 Drawing Sheets



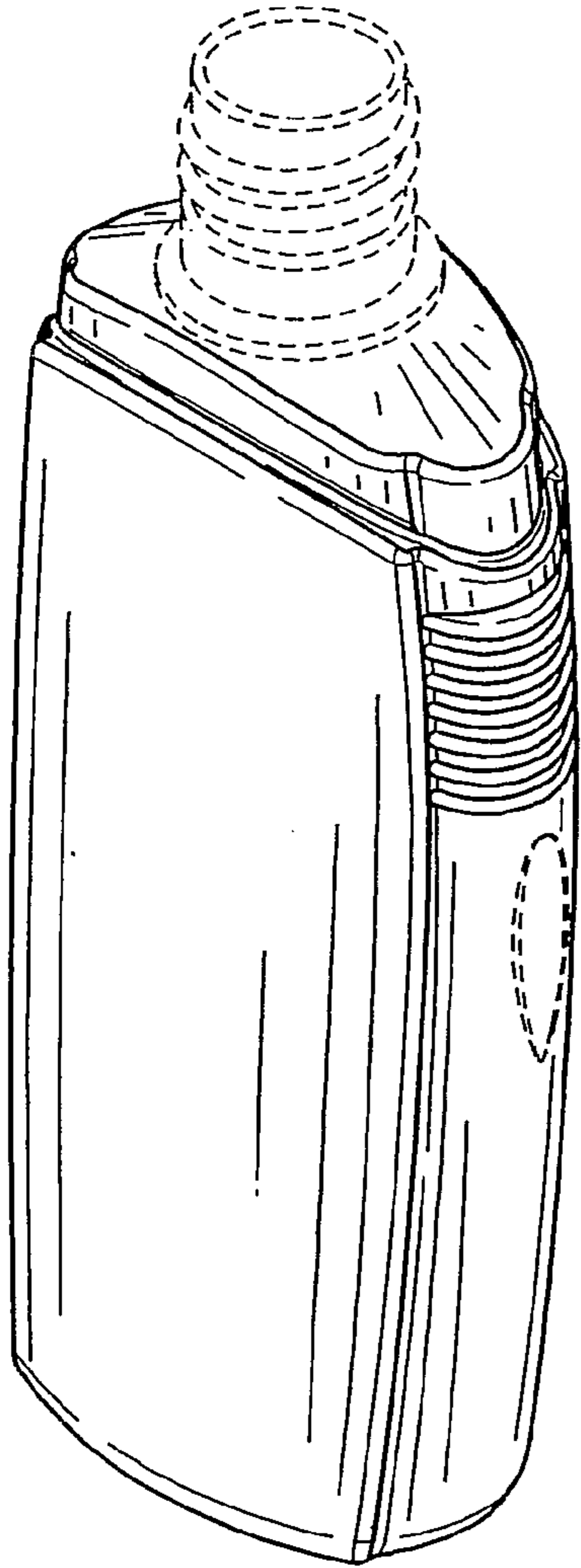


FIG. 1

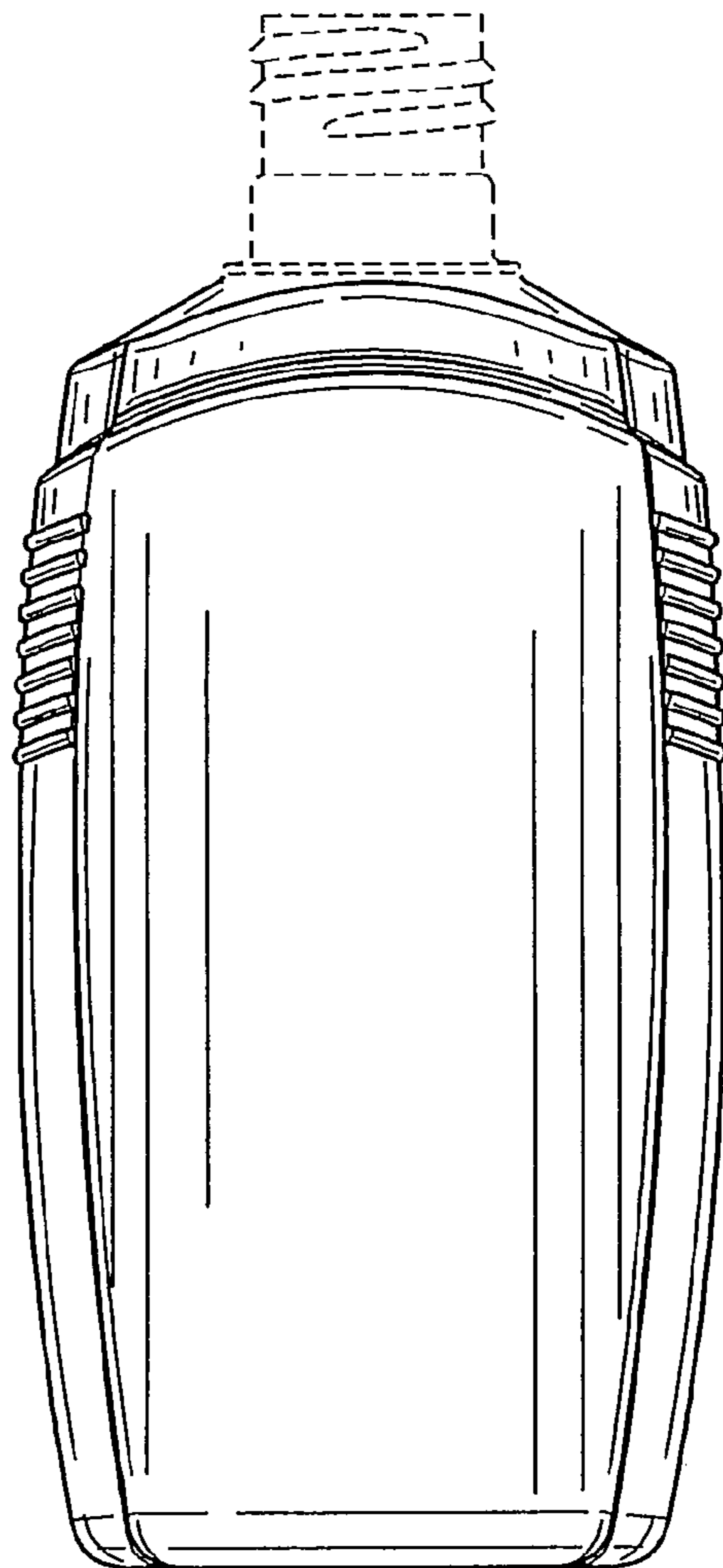


FIG. 2

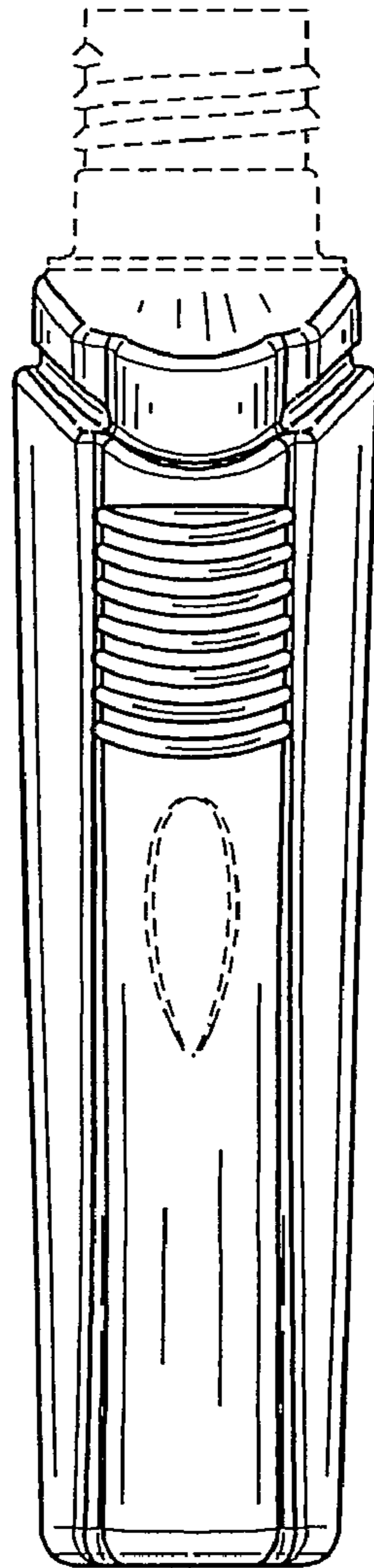


FIG. 3

FIG. 4

