



US00D554520S

(12) **United States Design Patent** (10) **Patent No.:** **US D554,520 S**  
**Kunesh et al.** (45) **Date of Patent:** **\*\* Nov. 6, 2007**

(54) **BOTTLE**

(75) Inventors: **Edward J. Kunesh**, Franksville, WI (US); **Allen D. Miller**, Racine, WI (US); **James A. Shoemaker**, Chicago, IL (US); **Dirk K. Nickel**, Mukwonago, WI (US); **Ivan Da Barp**, Kleinburg (CA); **Terrance M. Parve**, Menomonee Falls, WI (US); **Neil P. Williams**, Racine, WI (US)

(73) Assignee: **S.C. Johnson & Son, Inc.**, Racine, WI (US)

(\*\*) Term: **14 Years**

(21) Appl. No.: **29/246,514**

(22) Filed: **Apr. 20, 2006**

(51) **LOC (8) Cl.** ..... **09-01**

(52) **U.S. Cl.** ..... **D9/570; D9/571; D9/574**

(58) **Field of Classification Search** ..... D9/682,  
D9/686-694, 516, 521-522, 529-530, 542,  
D9/551, 557-558, 564, 570-571, 574; 215/382-284,  
215/396, 398  
See application file for complete search history.

(56) **References Cited**

**U.S. PATENT DOCUMENTS**

D90,650 S	9/1933	Fuerst	
D91,740 S	3/1934	Steuer	
D97,390 S	* 11/1935	Guild	D9/570
D105,265 S	* 7/1937	Clevenger	D9/570
D136,024 S	7/1943	Flett	
D239,698 S	* 4/1976	Utley	D9/558
D309,418 S	7/1990	Geiger	
D323,293 S	* 1/1992	Gutkowski	D9/529
D363,028 S	10/1995	Mansau	
D363,431 S	* 10/1995	Mansau	D9/557
D398,223 S	9/1998	Bertolini et al.	

D413,266 S	8/1999	Majerowski et al.	
D416,805 S	* 11/1999	Mikla	D9/542
D419,864 S	2/2000	Kuzma et al.	
D422,506 S	4/2000	Cummings	
D446,459 S	* 8/2001	Weber	D9/542
D458,149 S	* 6/2002	Cummings	D9/571
D459,659 S	7/2002	Chung	
D469,698 S	2/2003	Zaksenberg et al.	
D480,005 S	9/2003	Conway	
D504,070 S	* 4/2005	Mohary et al.	D9/571
D510,030 S	* 9/2005	Storz et al.	D9/529
D526,204 S	* 8/2006	Stolle	D9/529
D526,902 S	* 8/2006	Cummings	D9/558

**OTHER PUBLICATIONS**

U.S. Appl. No. 29/224,300, filed Feb. 28, 2005, Nukuto et al.

\* cited by examiner

*Primary Examiner*—Carol Rademaker

(57) **CLAIM**

The ornamental design for a bottle, as shown and described.

**DESCRIPTION**

The nature of this produce is as a bottle for holding and dispensing a liquid material such as an insect repellent, an insect repellent, an insecticide, a cleaner, or a fragrance.

FIG. 1 is a top, front, and right side perspective view of a bottle embodying our new design;

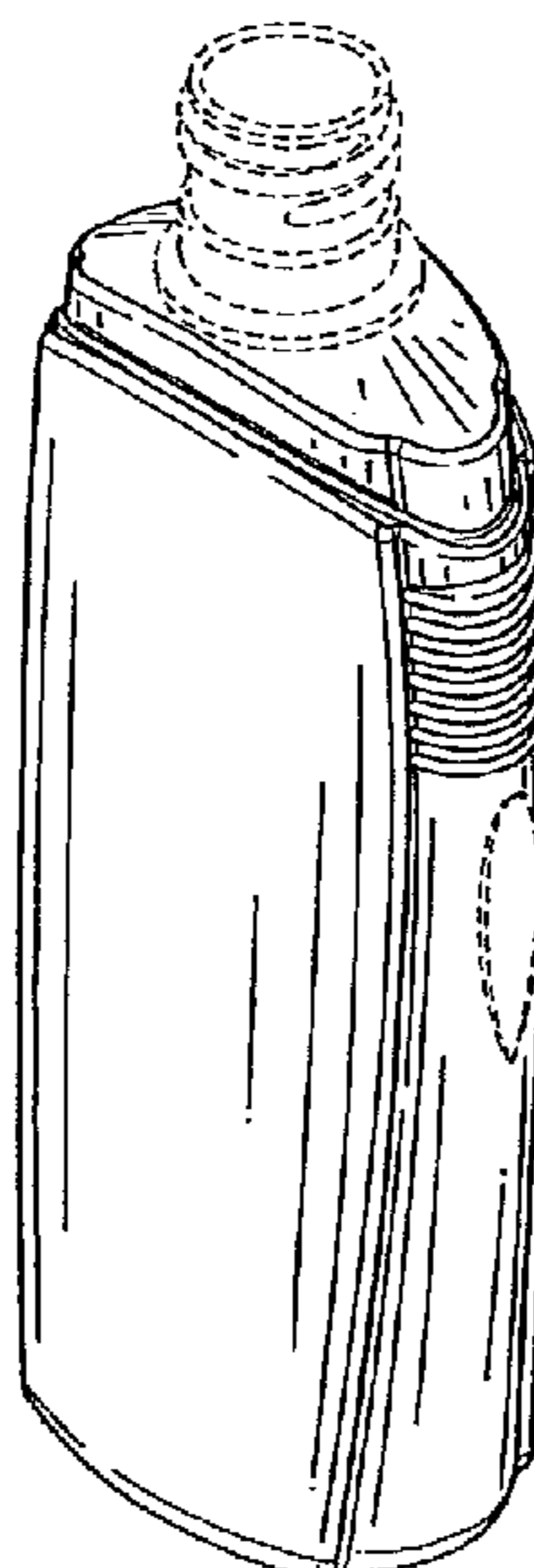
FIG. 2 is a front elevational view thereof, the rear elevational view being a mirror image;

FIG. 3 is a left side elevational view thereof, the right side elevational view being a mirror image; and,

FIG. 4 is a top plan view thereof.

The broken lines shown in the drawings are for environmental purposes only and form no part of the claimed design.

**1 Claim, 2 Drawing Sheets**



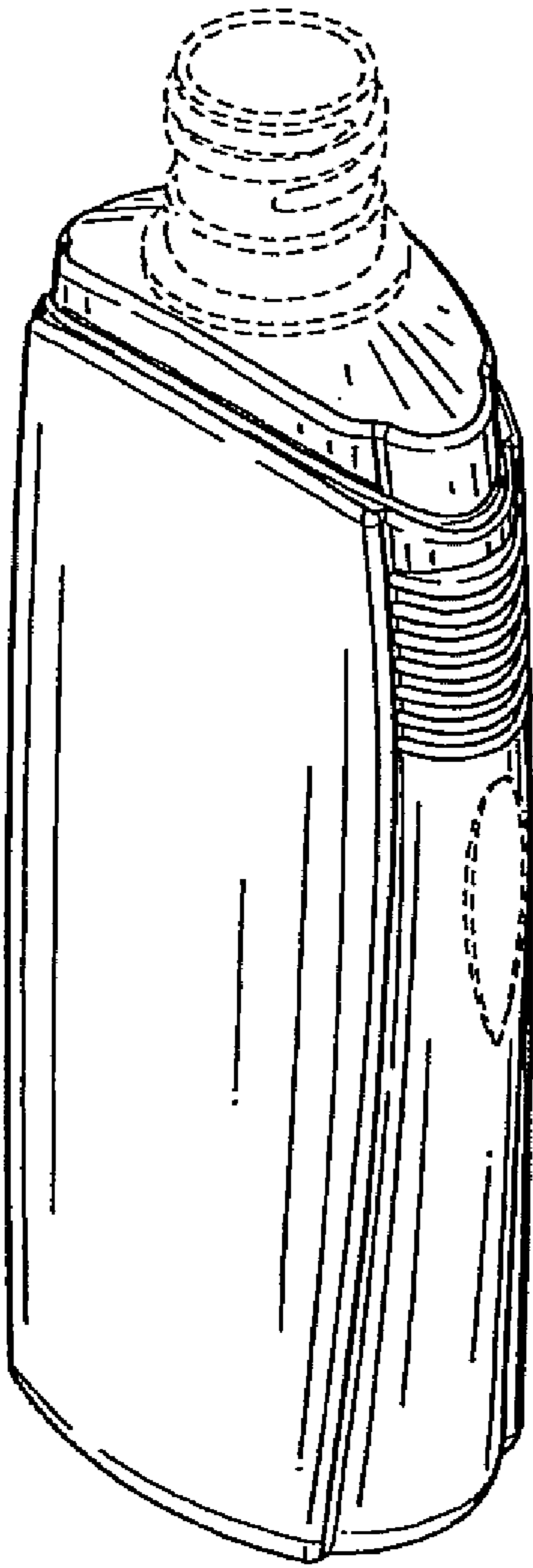


FIG. 1

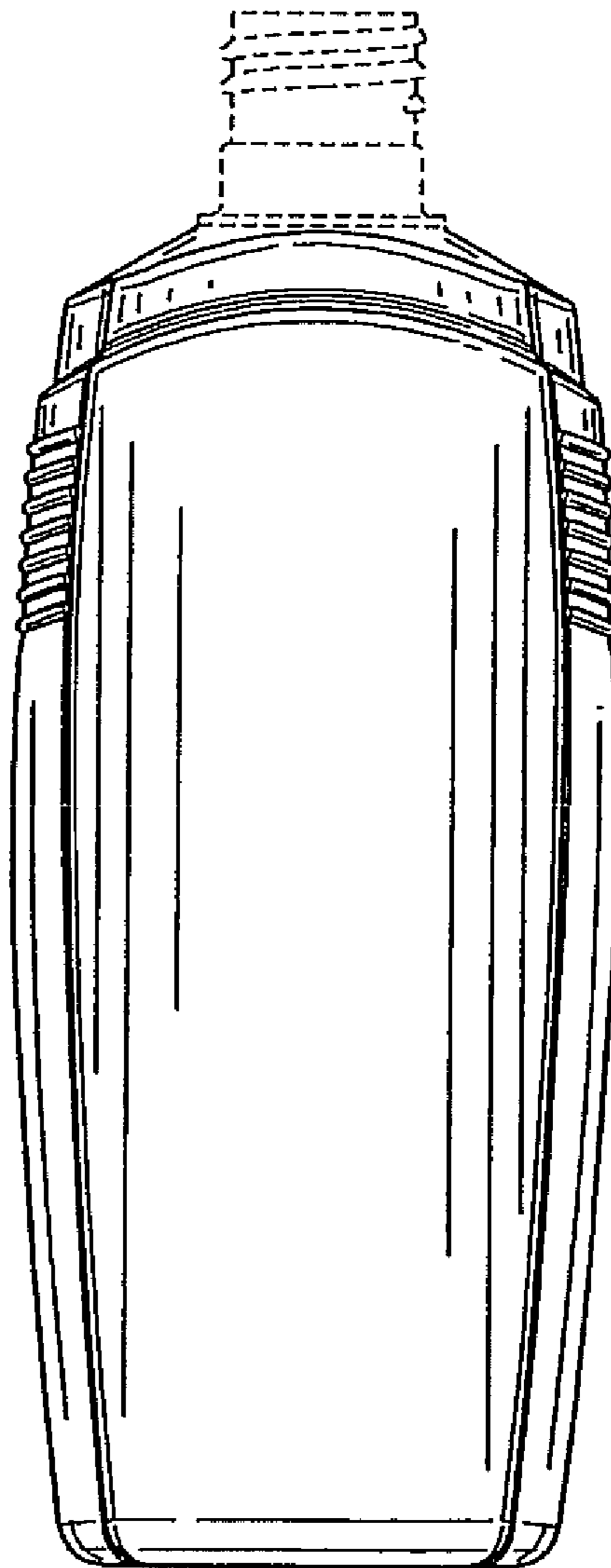


FIG. 2

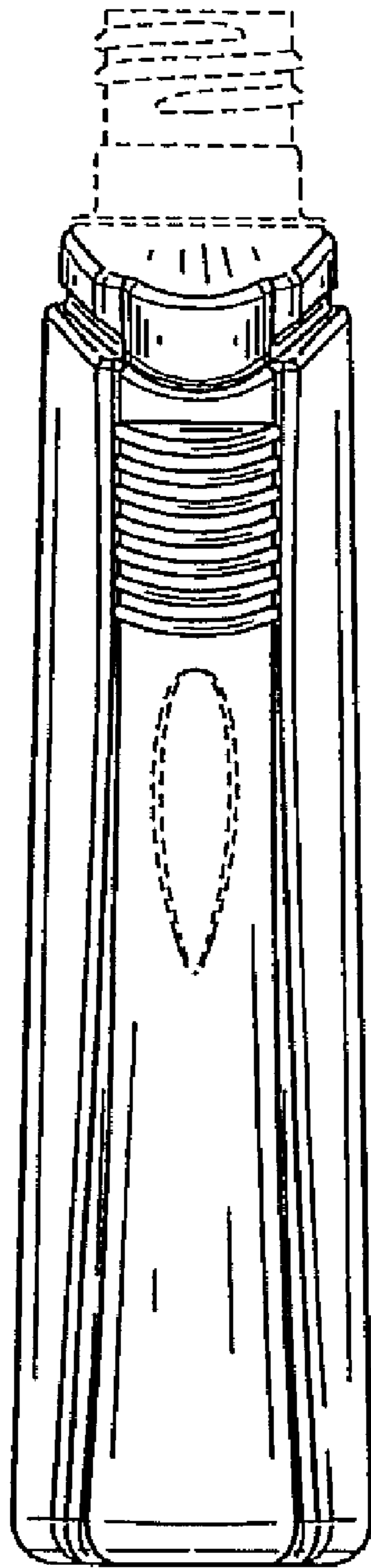


FIG. 3

FIG. 4

