



US00D554519S

(12) **United States Design Patent**
Varlet

(10) **Patent No.:** **US D554,519 S**

(45) **Date of Patent:** **** Nov. 6, 2007**

(54) **BOTTLE**

D526,570 S * 8/2006 Bakic D9/574
D539,161 S * 3/2007 Cornet et al. D9/558

(75) Inventor: **Hubert Varlet**, Paris (FR)

FOREIGN PATENT DOCUMENTS

(73) Assignee: **Pochet of America, Inc.**, Wayne, NJ
(US)

WO DM/050257 * 11/1999

(**) Term: **14 Years**

* cited by examiner

(21) Appl. No.: **29/268,274**

Primary Examiner—Stella M. Reid

Assistant Examiner—Elizabeth J Oswecki

(22) Filed: **Nov. 2, 2006**

(74) *Attorney, Agent, or Firm*—R. Neil Sudol; Henry D. Coleman; William J. Sapone

(51) **LOC (8) Cl.** **09-01**

(57) **CLAIM**

(52) **U.S. Cl.** **D9/558; D9/549**

The ornamental design for a bottle, as shown and described.

(58) **Field of Classification Search** D9/500,
D9/502, 503, 504, 505, 516, 529, 530, 537,
D9/539, 540, 549, 551, 558, 686, 687, 688,
D9/689, 690, 691, 692, 694; 215/382, 384;
220/660, 666, 669

DESCRIPTION

See application file for complete search history.

FIG. 1 is a top and front side perspective view of a bottle, showing my new design;

FIG. 2 is a left side elevational view thereof, the right, front and back side elevational views being identical;

FIG. 3 is a top plan view thereof;

FIG. 4 is a bottom plan view thereof;

FIG. 5 is a top and front side perspective view of a second embodiment of my new design for a bottle;

FIG. 6 is a left side elevational view thereof, the right, front and back side elevational views being identical;

FIG. 7 is a top plan view thereof; and,

FIG. 8 is a bottom plan view thereof.

(56) **References Cited**

U.S. PATENT DOCUMENTS

D223,899 S * 6/1972 Zundel D9/503
D353,543 S * 12/1994 Matsumoto D9/552
D356,038 S * 3/1995 Biesecker D9/558
D400,442 S * 11/1998 Nosella D9/500
D433,339 S * 11/2000 Colonna de Giovellina . D9/558
D443,821 S * 6/2001 Bakic D9/500
D449,228 S * 10/2001 Nosella D9/500
D463,734 S * 10/2002 Gobe D9/691
D485,183 S * 1/2004 Lerolle D9/503
D497,809 S * 11/2004 Fenton et al. D9/500
D522,367 S * 6/2006 Bakic D9/504

1 Claim, 2 Drawing Sheets

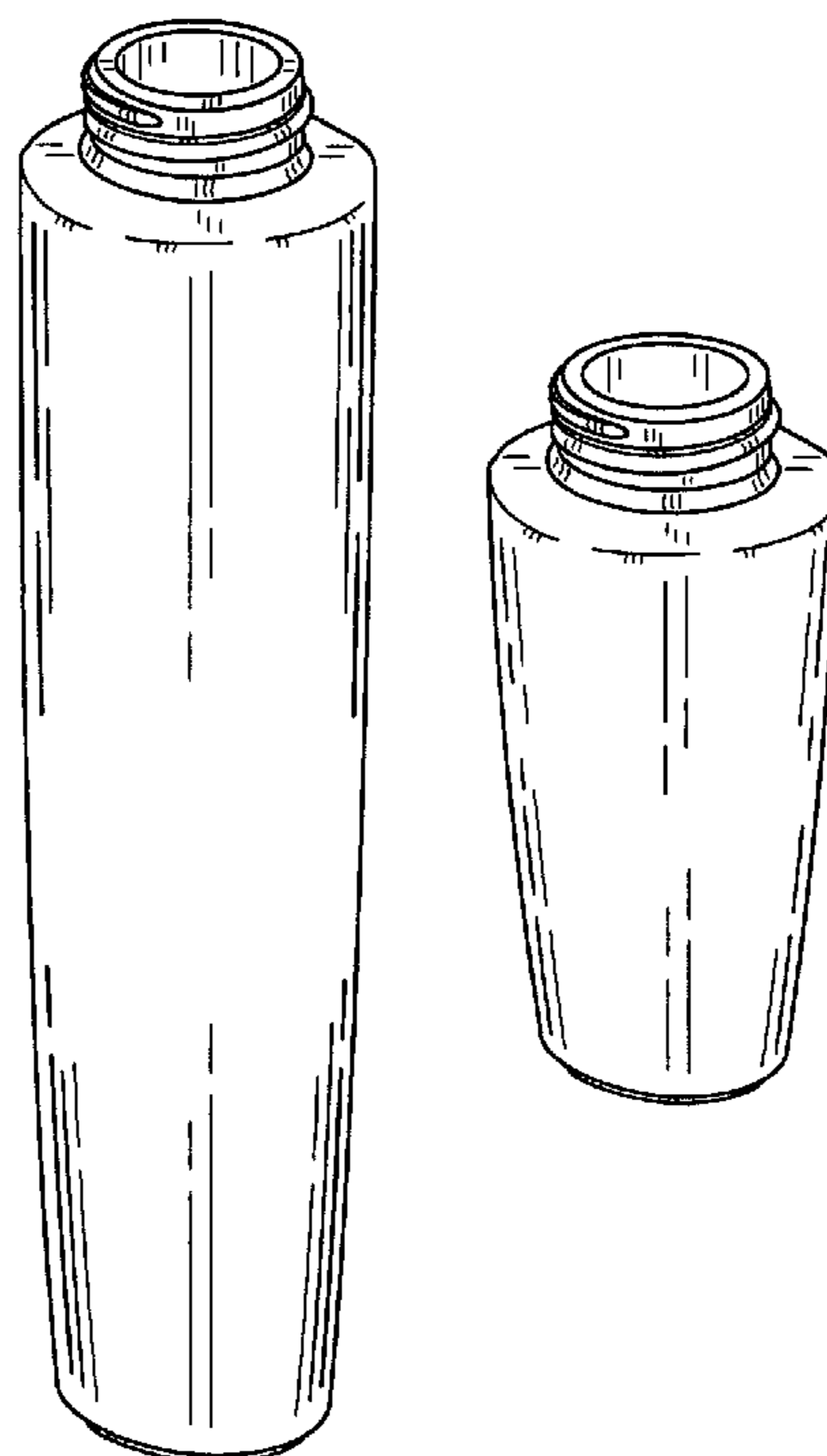


FIG. 1

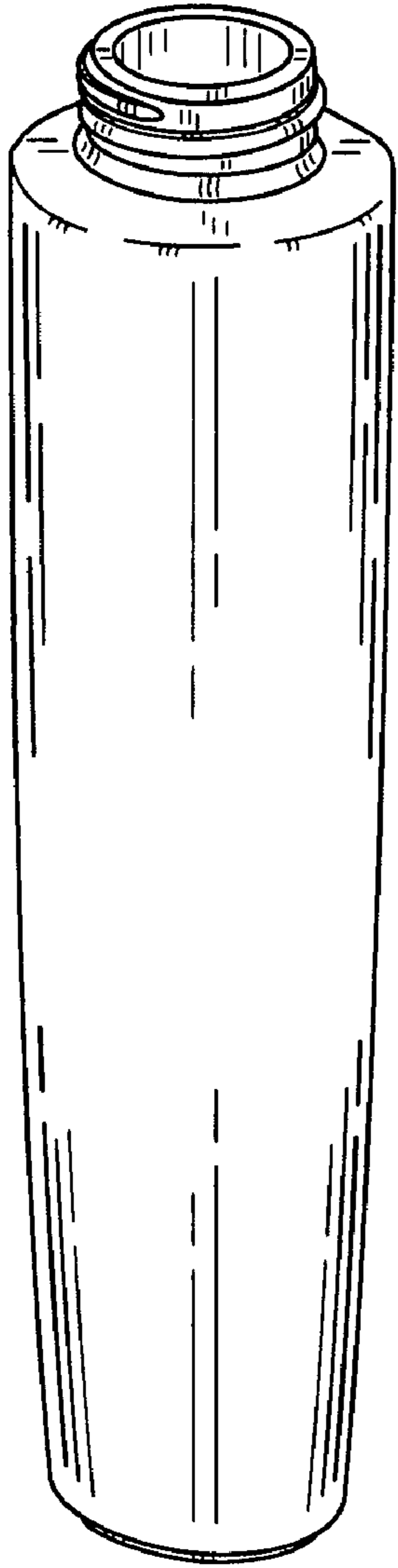


FIG. 2




FIG. 3

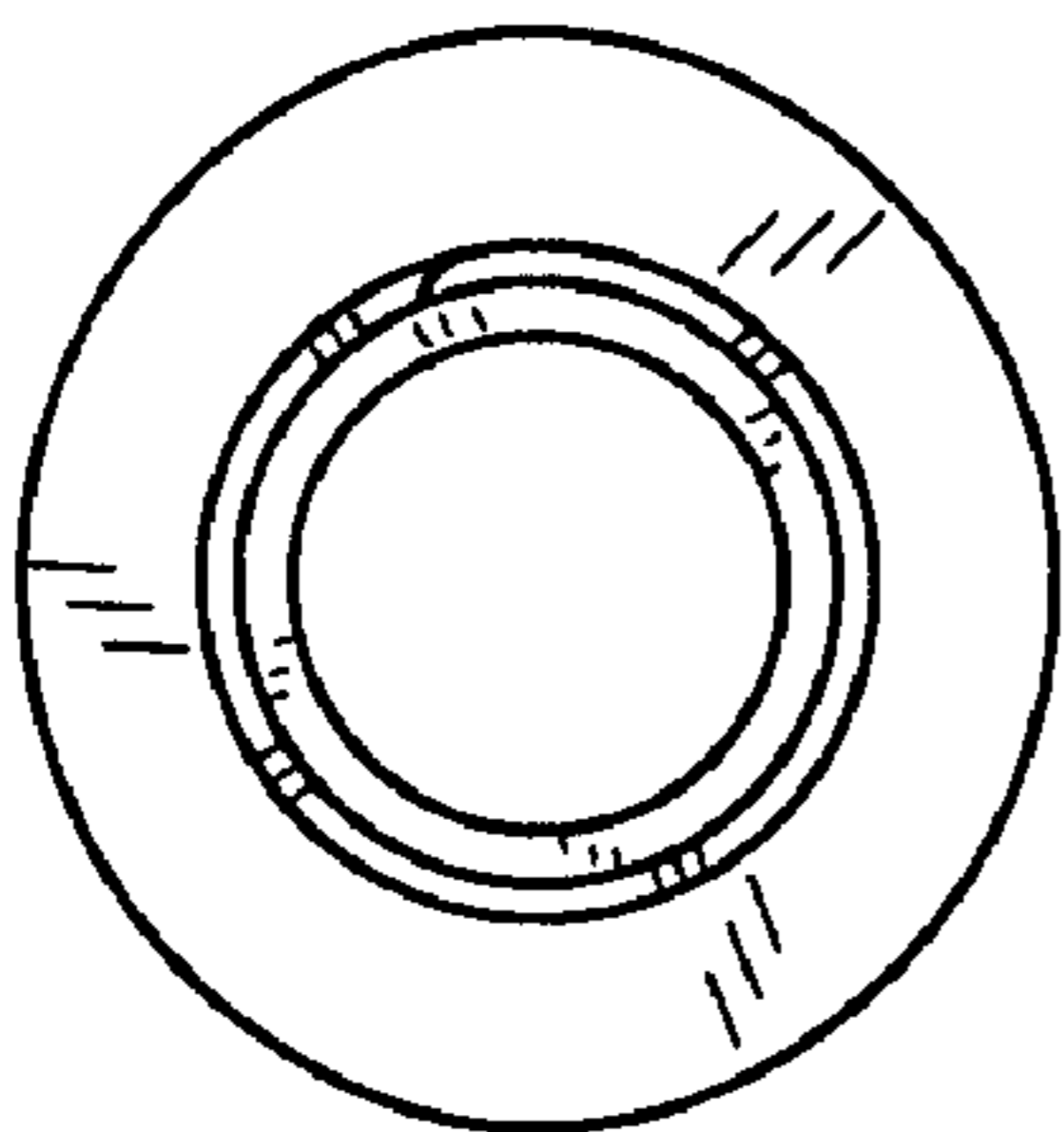


FIG. 4

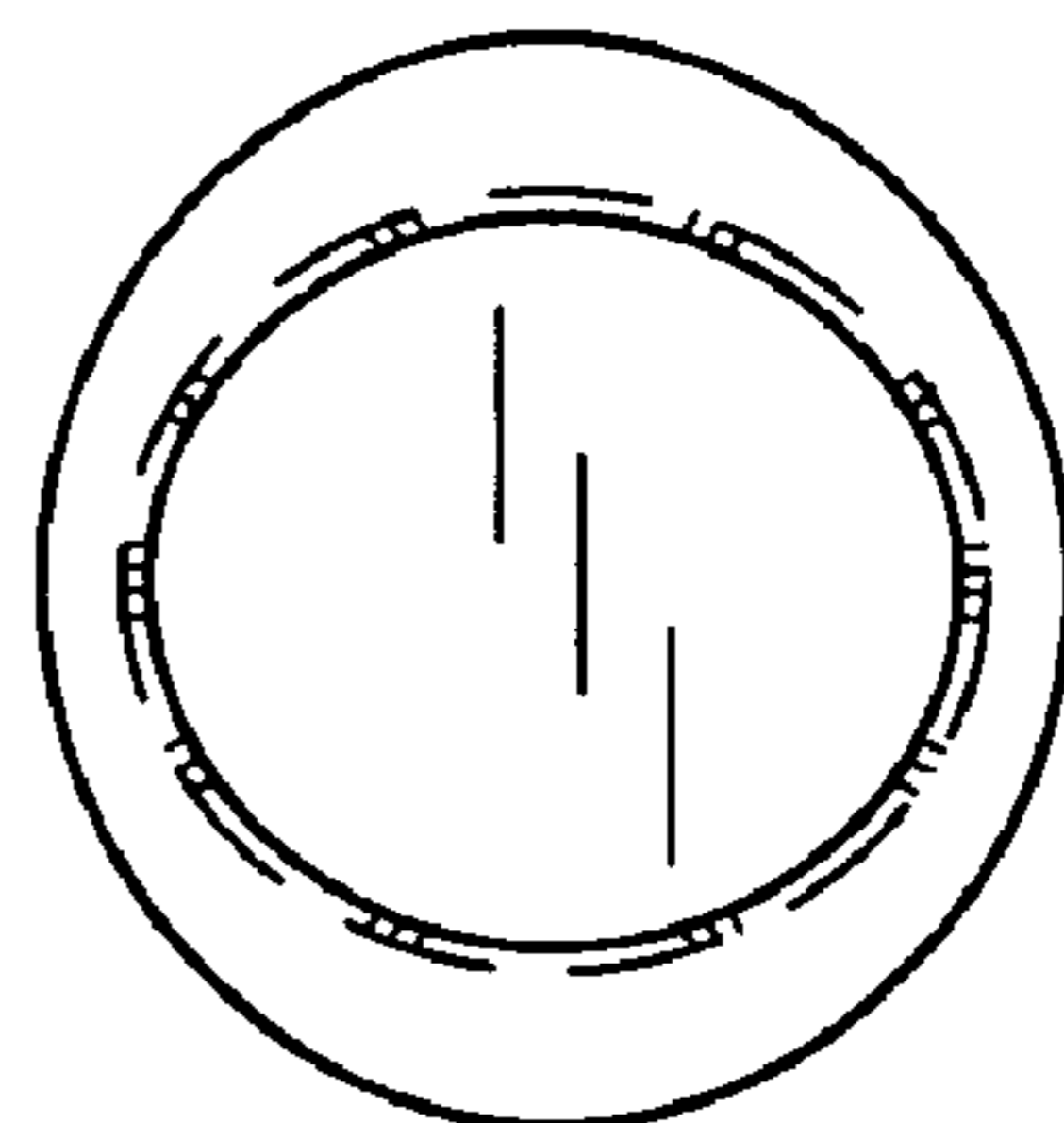


FIG. 5




FIG. 6

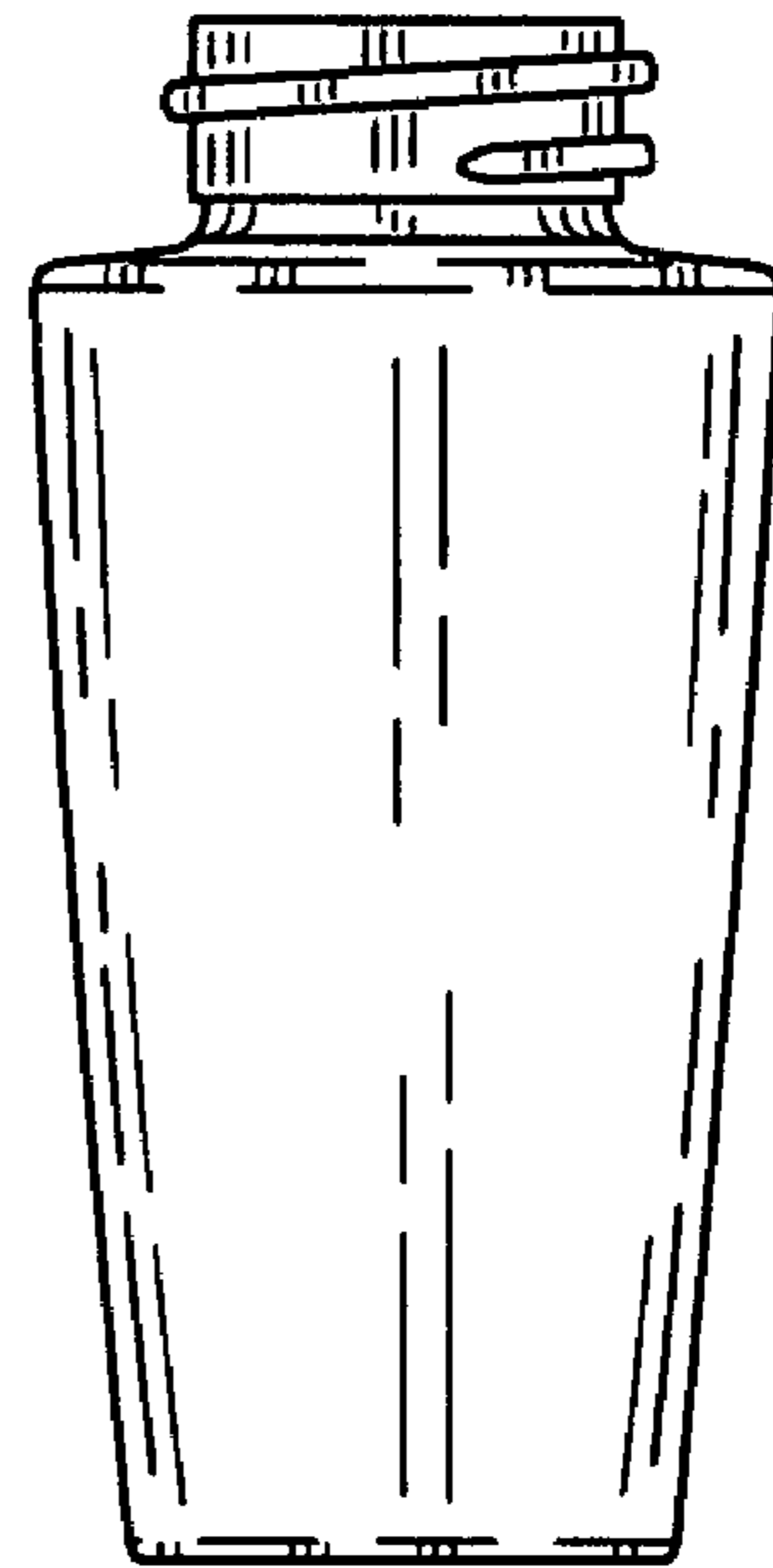


FIG. 7

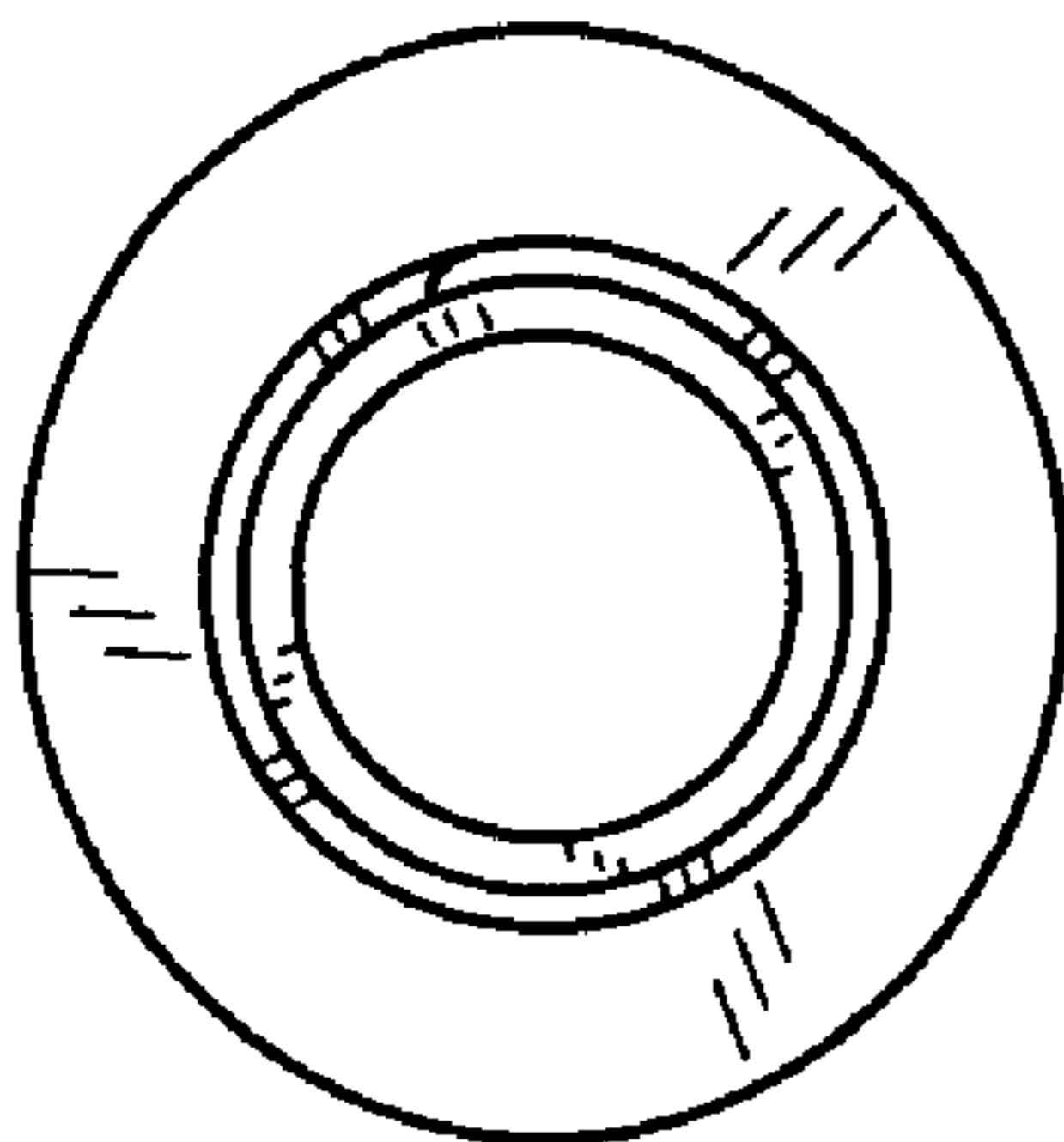


FIG. 8

