



US00D554515S

(12) **United States Design Patent**
Toh

(10) **Patent No.:** **US D554,515 S**

(45) **Date of Patent:** **** Nov. 6, 2007**

(54) **CONTAINER**

(75) **Inventor:** **Kiat-Cheong Toh**, Forest Hills, NY
(US)

(73) **Assignee:** **Colgate-Palmolive Company**, New
York, NY (US)

(**) **Term:** **14 Years**

(21) **Appl. No.:** **29/278,402**

(22) **Filed:** **Mar. 28, 2007**

(51) **LOC (8) Cl.** **09-01**

(52) **U.S. Cl.** **D9/535**

(58) **Field of Classification Search** D9/516,
D9/528, 529, 530, 531, 535, 536, 558, 729;
222/92, 109, 173, 210, 212, 215; 220/200,
220/260, 890; 215/200, 217, 218, 223, 241,
215/379, 382-385

See application file for complete search history.

(56) **References Cited**

U.S. PATENT DOCUMENTS

D196,324 S	9/1963	Sterges	
3,231,155 A	1/1966	McConnell	
D204,500 S	4/1966	Gould	
D204,823 S	5/1966	McLean	
D206,947 S	2/1967	Doblin	
D224,200 S	7/1972	Kretz	
D245,225 S	8/1977	Lyons	
D246,347 S *	11/1977	Britt D9/528
D247,424 S	3/1978	Luedtke	
D250,806 S	1/1979	Gutkowski	
D268,902 S	5/1983	Douglas	
D316,369 S	4/1991	Thompson	
D323,293 S	1/1992	Gutkowski	
D325,164 S	4/1992	Cann et al.	
D327,010 S	6/1992	Spiegel	

D329,984 S	10/1992	Walravens	
D345,918 S	4/1994	Chevassus	
D345,919 S	4/1994	Chevassus	
D347,389 S	5/1994	Crawford	
D349,058 S	7/1994	Farce	
D352,243 S	11/1994	Lecoule	
D360,136 S	7/1995	Dinand	
D376,320 S *	12/1996	Lathrop et al. D9/558
D392,561 S	3/1998	Markey et al.	
D392,898 S	3/1998	Butler et al.	
D401,507 S	11/1998	Gonda et al.	
D403,242 S	12/1998	Edwards	
D413,066 S	8/1999	Zogg et al.	

(Continued)

Primary Examiner—Mitchell Siegel
Assistant Examiner—Shanda C. Hill
(74) *Attorney, Agent, or Firm*—Michael Wallace, Jr.

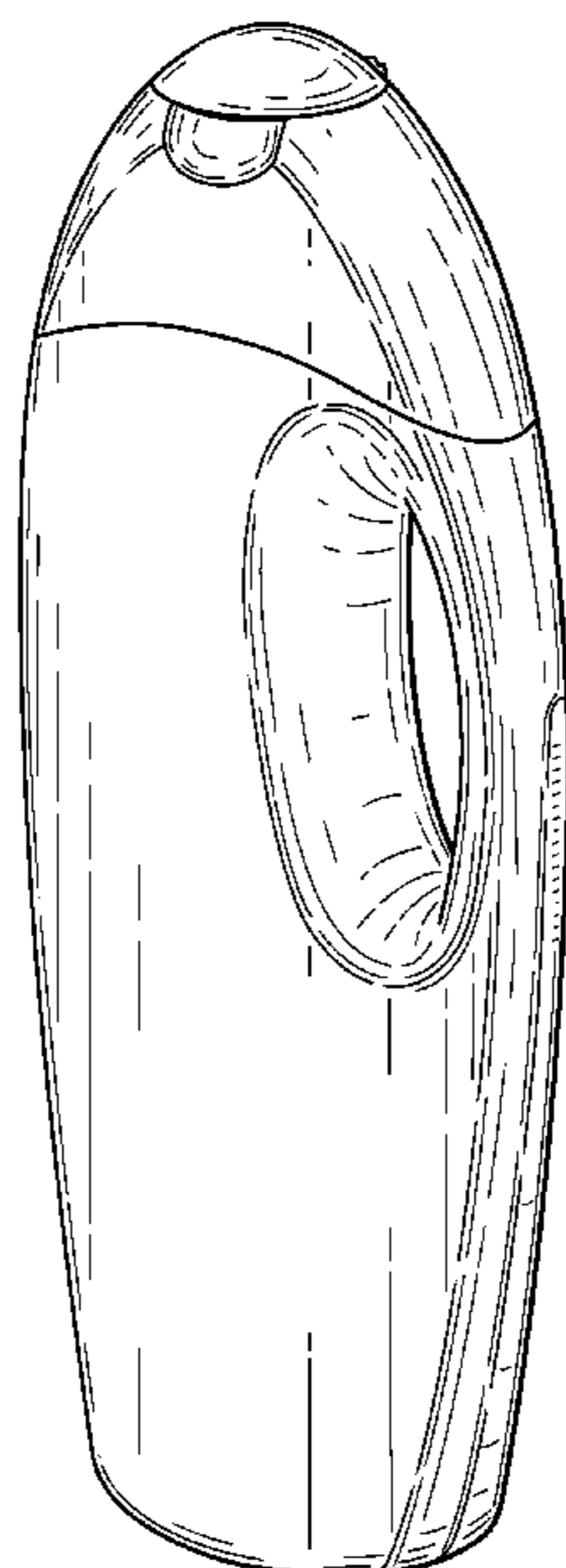
(57) **CLAIM**

The ornamental design for a container, as shown and described.

DESCRIPTION

FIG. 1 is a perspective view of the container of my design.
FIG. 2 is a front elevation view thereof.
FIG. 3 is a rear elevation view thereof.
FIG. 4 is a left side elevation view thereof.
FIG. 5 is a right side elevation view thereof.
FIG. 6 is a top plan view thereof; and,
FIG. 7 is a bottom plan view thereof.
The broken line showing of the bottom of the container is for illustrative purposes only and forms no part of the claimed design.

1 Claim, 6 Drawing Sheets



US D554,515 S

Page 2

U.S. PATENT DOCUMENTS

5,996,850	A *	12/1999	Morali et al.	222/173	D471,465	S	3/2003	Sikra et al.	
D425,428	S	5/2000	Zimmer et al.		D473,141	S	4/2003	Cummings	
D425,429	S	5/2000	Weber		D473,795	S *	4/2003	Calello et al.	D9/528
D426,468	S	6/2000	Harrity et al.		D476,573	S	7/2003	Diete	
D429,645	S	8/2000	Erckelbout et al.		D477,222	S	7/2003	Pitassi	
D436,317	S	1/2001	Jones et al.		D484,418	S	12/2003	Diete	
D437,559	S *	2/2001	Fenton et al.	D9/558	D486,065	S	2/2004	Hutchinson et al.	
D438,459	S	3/2001	Holthaus		D486,395	S	2/2004	Lovell et al.	
D439,165	S	3/2001	Erckelbout et al.		D486,737	S	2/2004	Oates	
D444,387	S	7/2001	Adachi et al.		D488,382	S	4/2004	Calello	
D447,695	S	9/2001	Lloyd		D495,957	S	9/2004	Bakic	
D447,953	S	9/2001	Brynestad et al.		D498,415	S	11/2004	Schuller et al.	
D449,536	S	10/2001	Kokubo et al.		D499,641	S *	12/2004	Cummings et al.	D9/729
D450,593	S	11/2001	Jebb et al.		D509,148	S	9/2005	Wilson et al.	
D454,070	S	3/2002	Crawford et al.		D509,745	S	9/2005	Hill et al.	
D454,071	S	3/2002	Crawford et al.		D510,029	S	9/2005	Marcot	
D454,072	S	3/2002	Harrity et al.		D525,135	S	7/2006	Bakic	
D455,349	S	4/2002	Lloyd		D527,641	S *	9/2006	Bakic	D9/529
D455,655	S	4/2002	Bunce		D539,152	S *	3/2007	Brauner et al.	D9/528
D461,718	S	8/2002	Brozell						

* cited by examiner

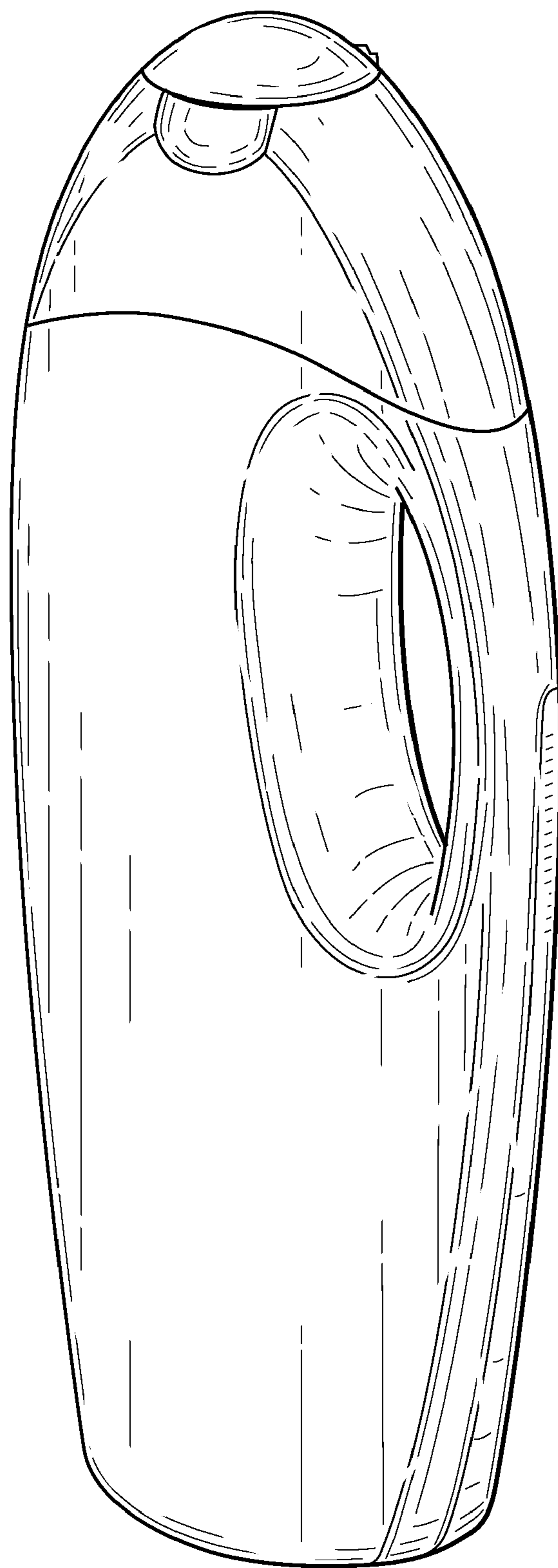


FIG. 1

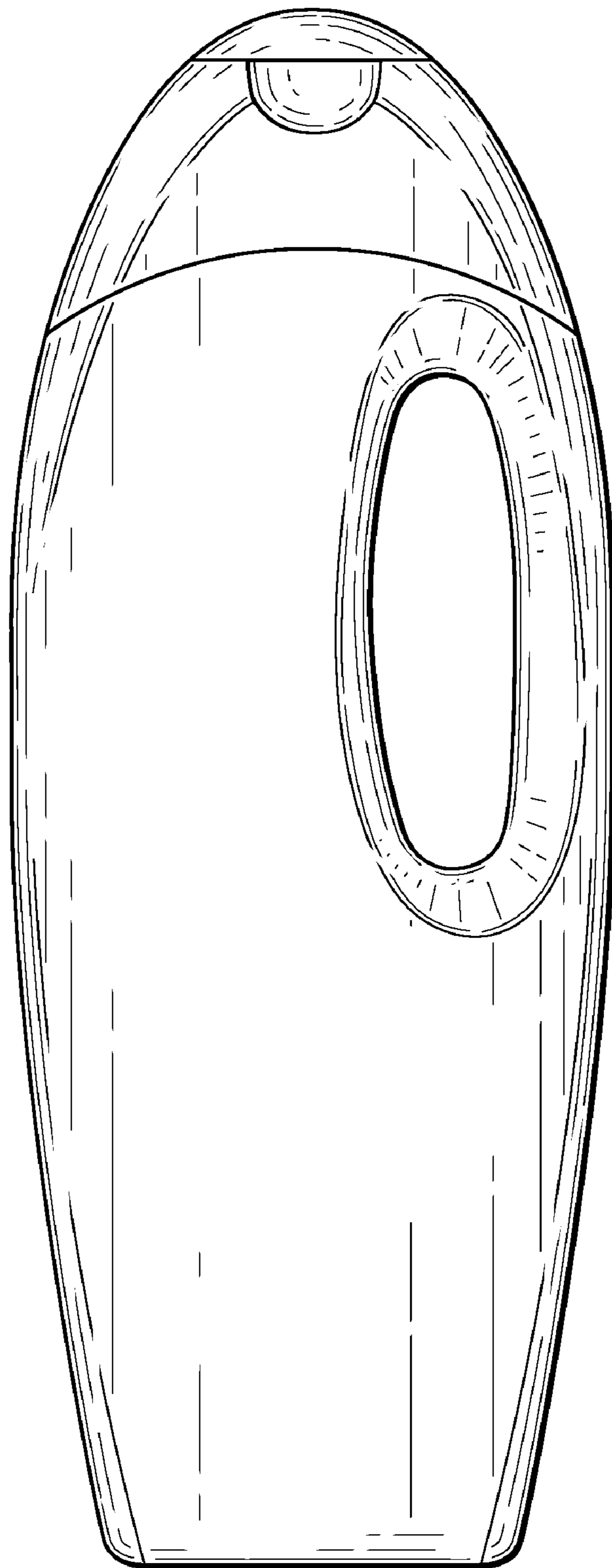


FIG. 2

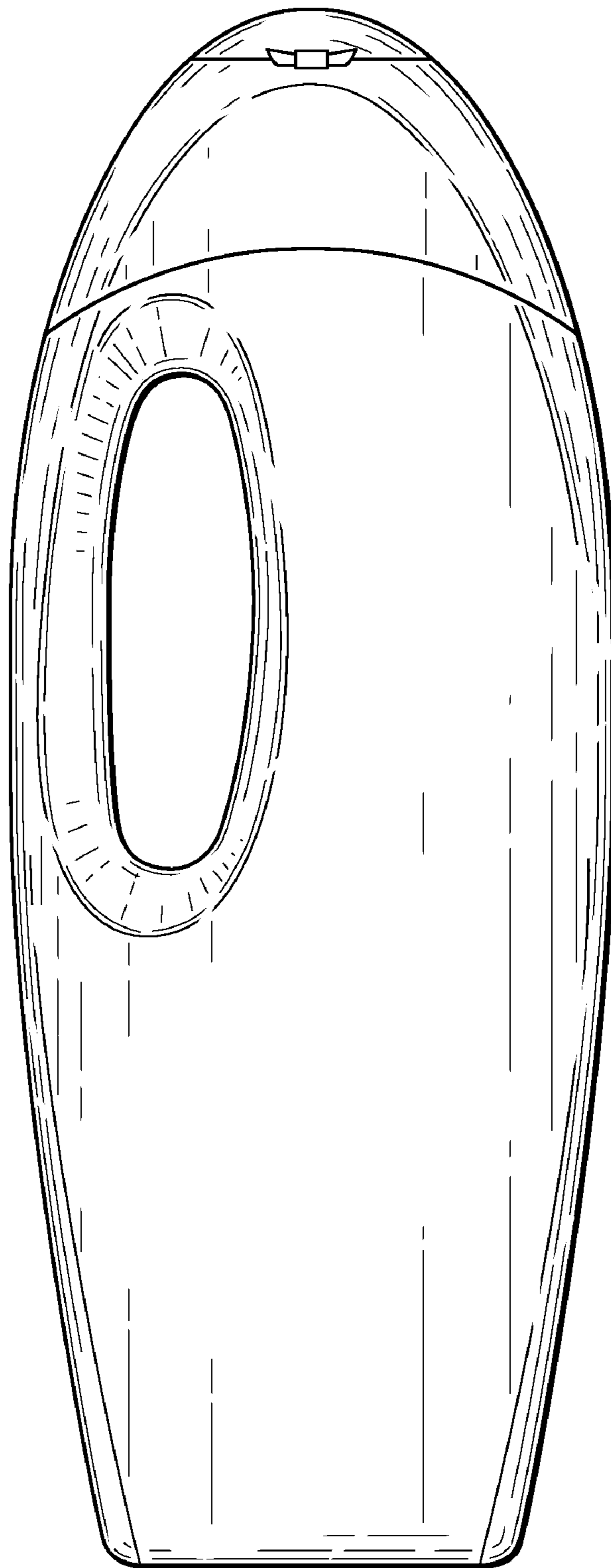


FIG. 3

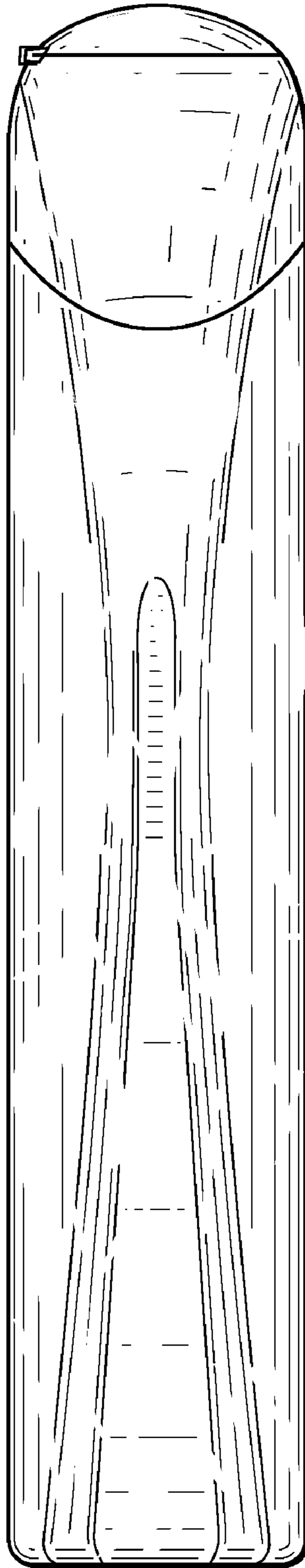


FIG. 4

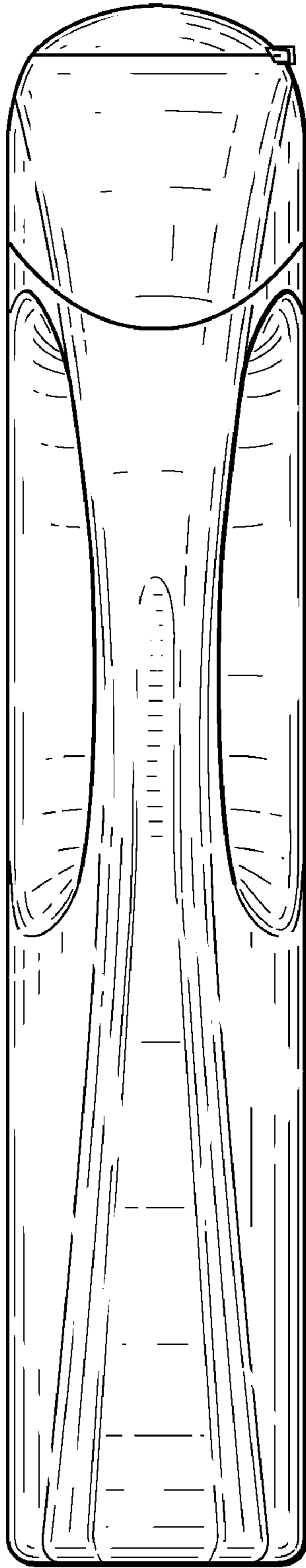


FIG. 5

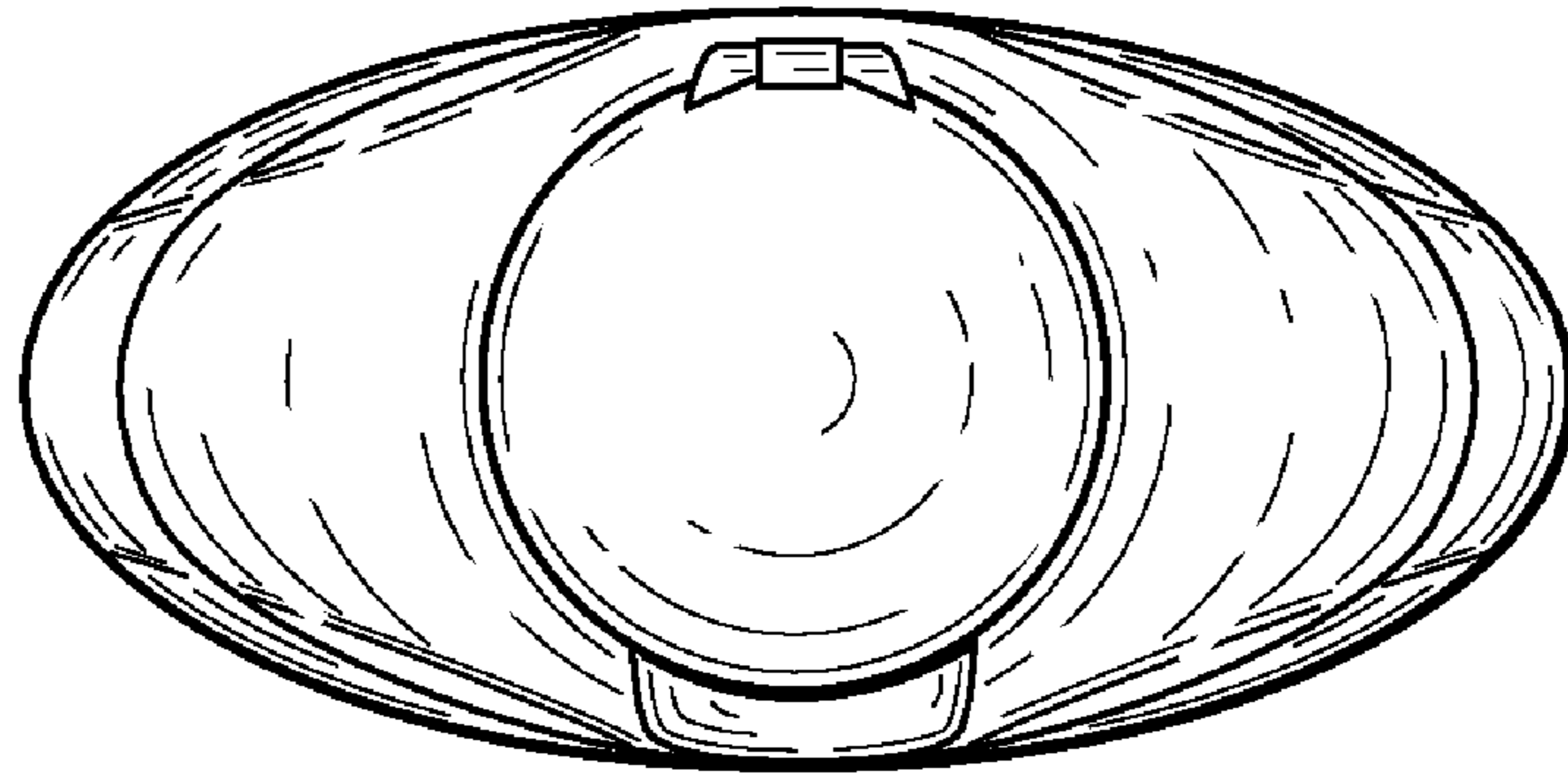


FIG. 6

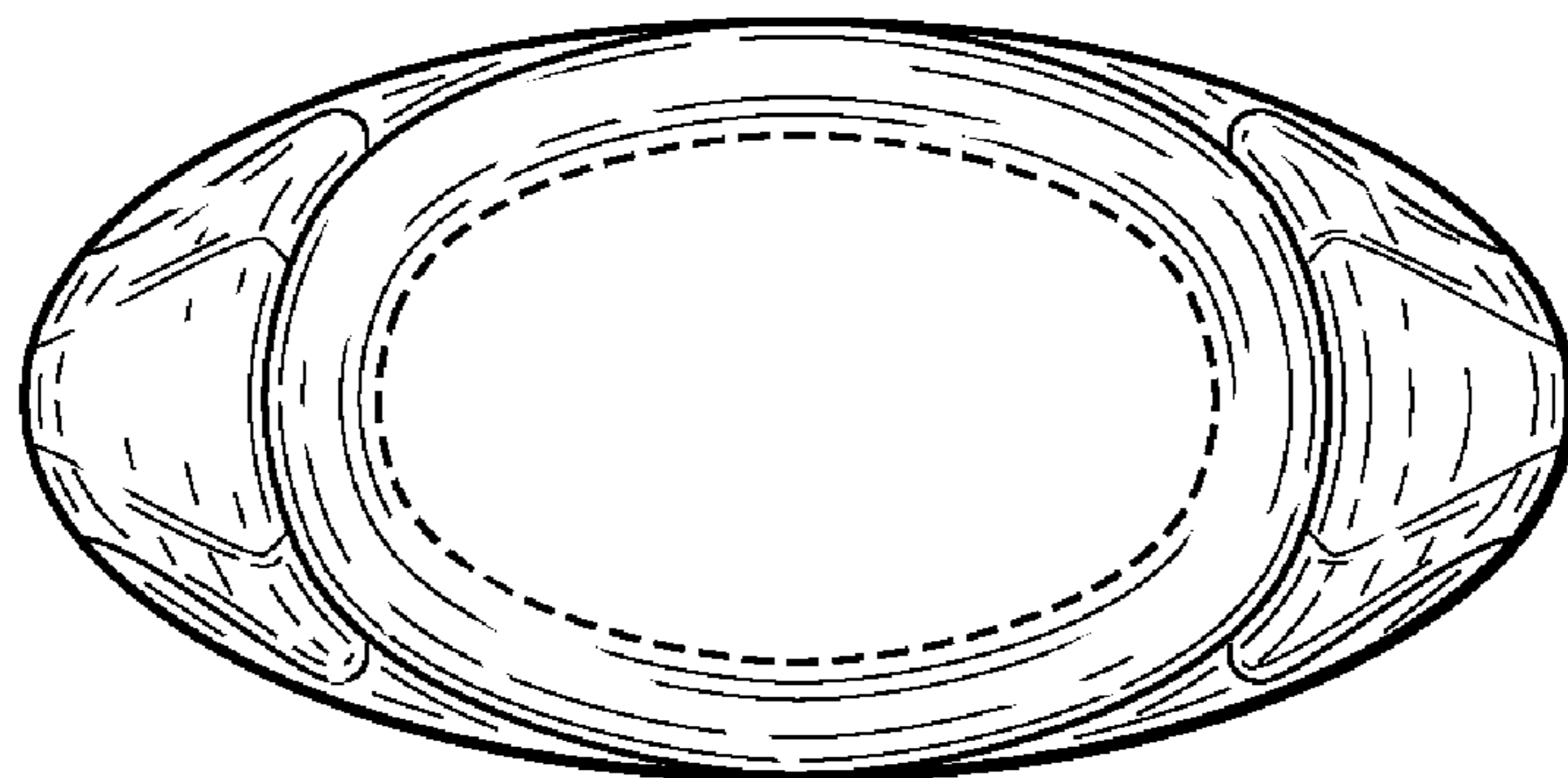


FIG. 7