



US00D554507S

(12) **United States Design Patent**
Laupie

(10) **Patent No.:** **US D554,507 S**

(45) **Date of Patent:** **** Nov. 6, 2007**

(54) **BOTTLE**

(75) Inventor: **Marc Laupie**, Nomexy (FR)

(73) Assignee: **Nestle Waters**, Issy-les-Moulineaux (FR)

(**) Term: **14 Years**

(21) Appl. No.: **29/278,020**

(22) Filed: **Mar. 16, 2007**

(51) **LOC (8) Cl.** **09-01**

(52) **U.S. Cl.** **D9/519; D9/520**

(58) **Field of Classification Search** D9/500,
D9/502-505, 516, 519-520, 522, 526, 529,
D9/541-546, 549, 550-552, 557, 563-565,
D9/570-571, 574-575, 668, 682, 686-694,
D9/723-729; D11/152-154; 215/382-384,
215/396, 398, 12.1-12.2, 13.1

See application file for complete search history.

(56) **References Cited**

U.S. PATENT DOCUMENTS

- D47,348 S * 5/1915 Stephenson D9/545
- 1,716,525 A * 6/1929 Leong 239/327
- D124,535 S * 1/1941 McQuaid et al. D9/545 X
- D156,957 S * 1/1950 High D9/551
- 3,112,837 A * 12/1963 Manoyian 215/11.1
- D240,829 S * 8/1976 Jones et al. D9/689
- D318,614 S * 7/1991 Sheridan D9/519
- 5,160,059 A * 11/1992 Collette et al. 215/375
- D336,036 S * 6/1993 Wacker D9/635
- D371,934 S * 7/1996 Cwirko D7/515

- D409,904 S * 5/1999 Clements et al. D9/668
- D423,360 S * 4/2000 Hirato et al. D9/504
- D425,785 S * 5/2000 Hirato et al. D9/689
- D484,039 S * 12/2003 Dretzka D9/691
- D513,592 S * 1/2006 O'Day D9/519
- D532,307 S * 11/2006 Durand D9/519
- D533,461 S * 12/2006 Oliver D9/551 X

FOREIGN PATENT DOCUMENTS

- EM 000350111-0003 * 6/2005
- EM 000403746-0001 * 9/2005
- WO DM/065641 * 6/2004

* cited by examiner

Primary Examiner—Carol Rademaker

(74) *Attorney, Agent, or Firm*—Bell, Boyd & Lloyd LLP

(57) **CLAIM**

The ornamental design for a bottle, as shown and described.

DESCRIPTION

FIG. 1 is a bottom, front perspective view of the bottle;

FIG. 2 is a front elevational view thereof, the rear elevational view being a mirror image;

FIG. 3 is a right side elevational view thereof, the left side elevational view being a mirror image;

FIG. 4 is a top plan view thereof; and,

FIG. 5 is a bottom plan view thereof.

The broken lines shown in the drawings are for illustrative purposes only and form no part of the claimed design.

1 Claim, 4 Drawing Sheets

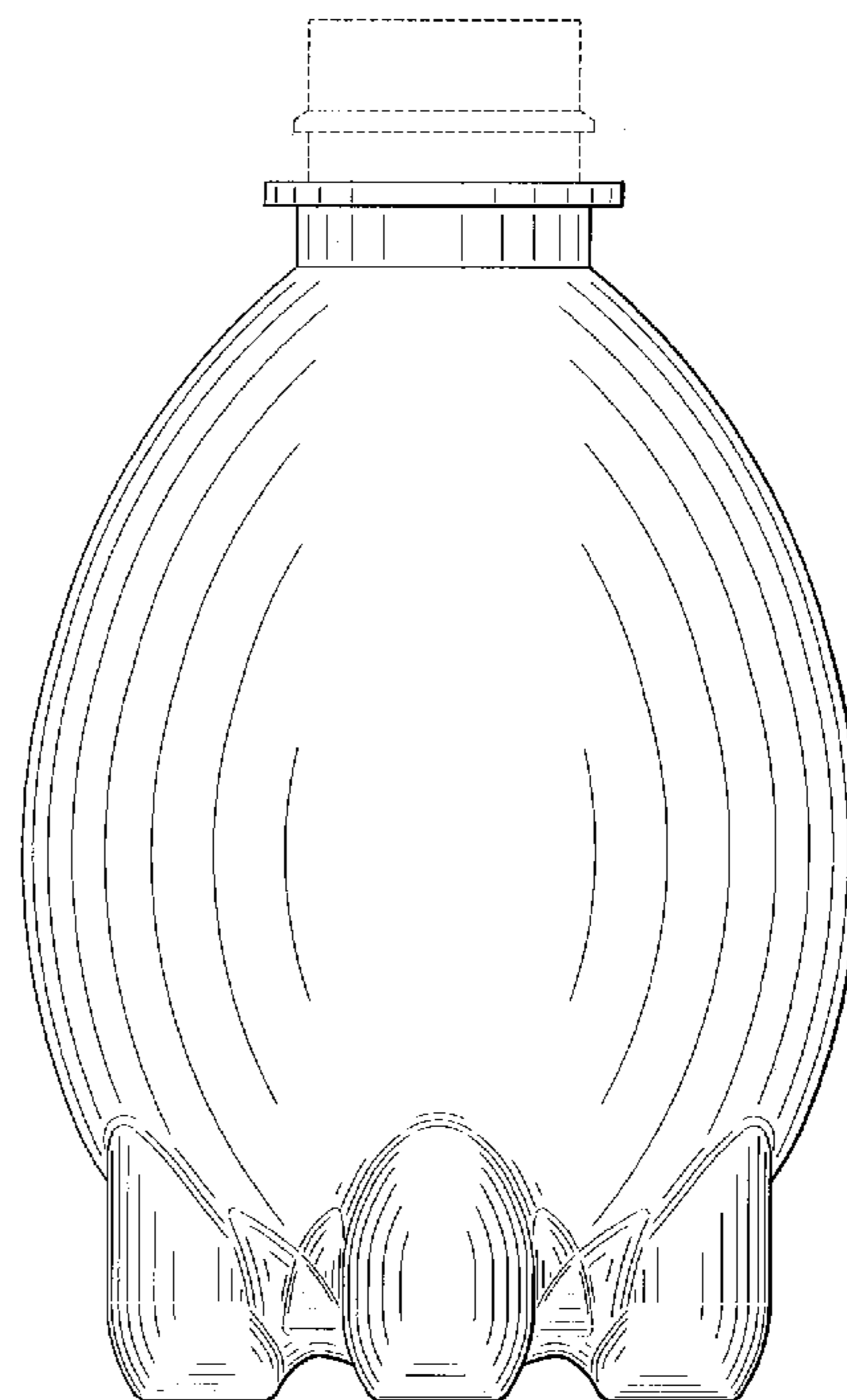



FIG. 1




FIG. 2

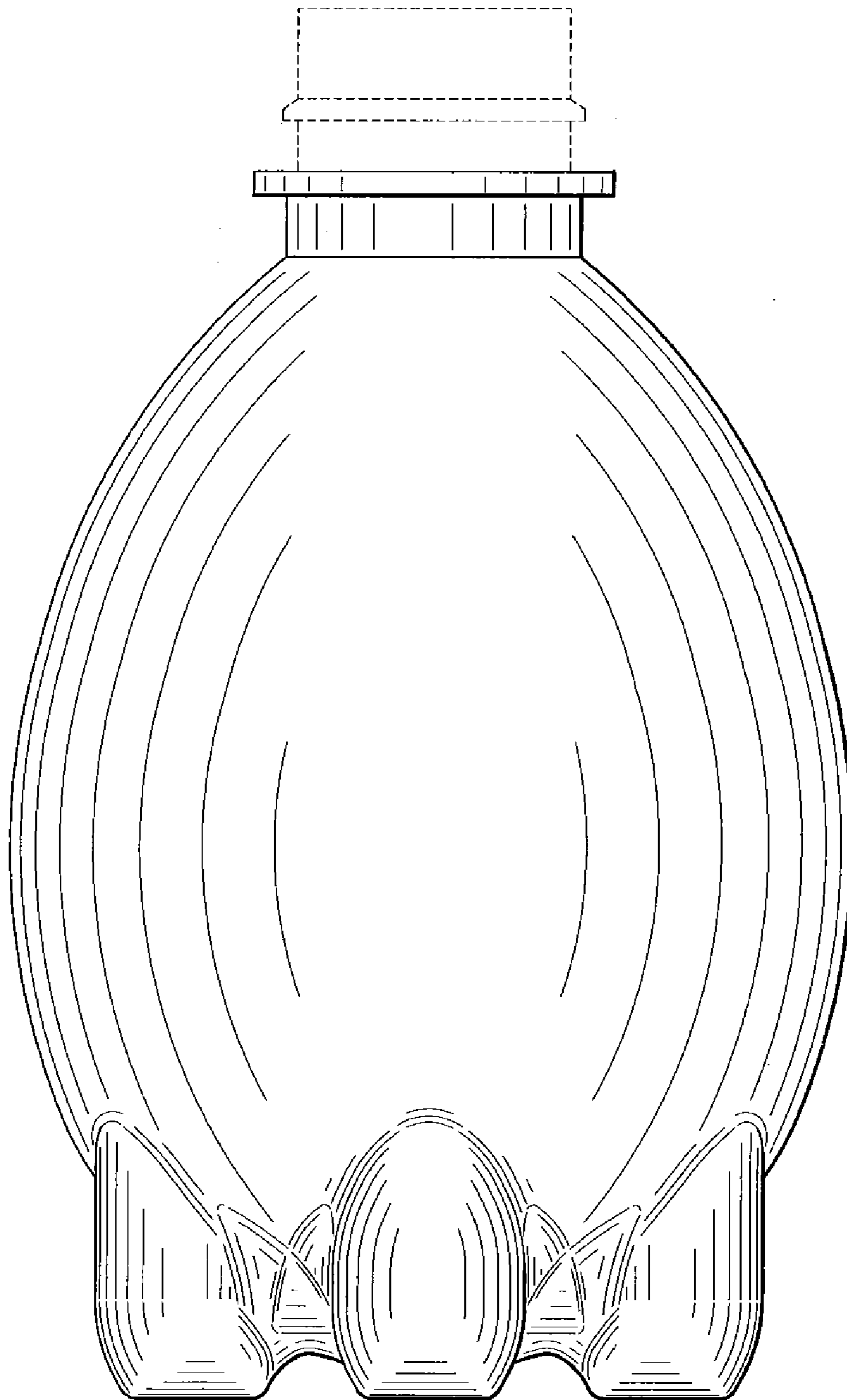


FIG. 3

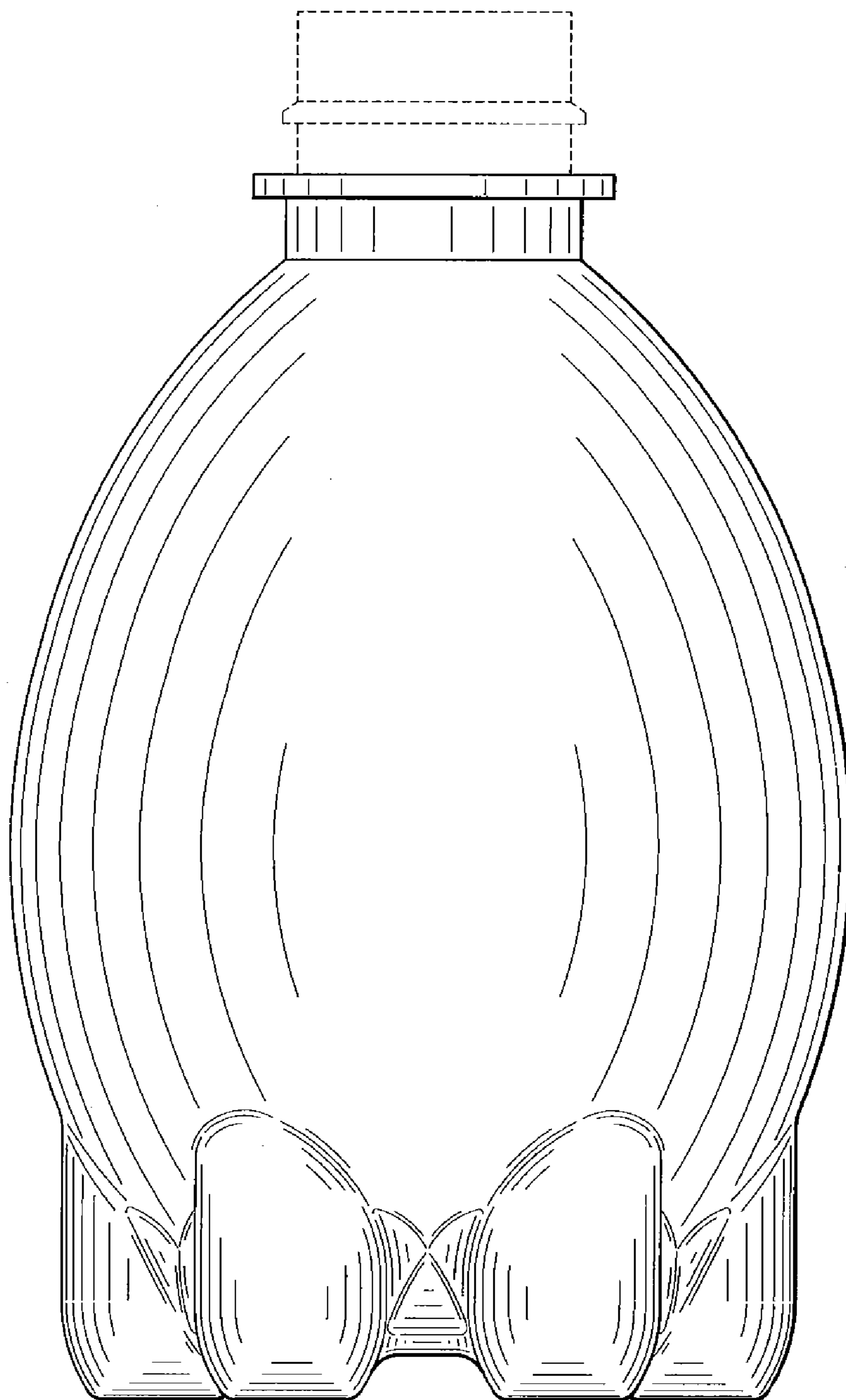


FIG. 4

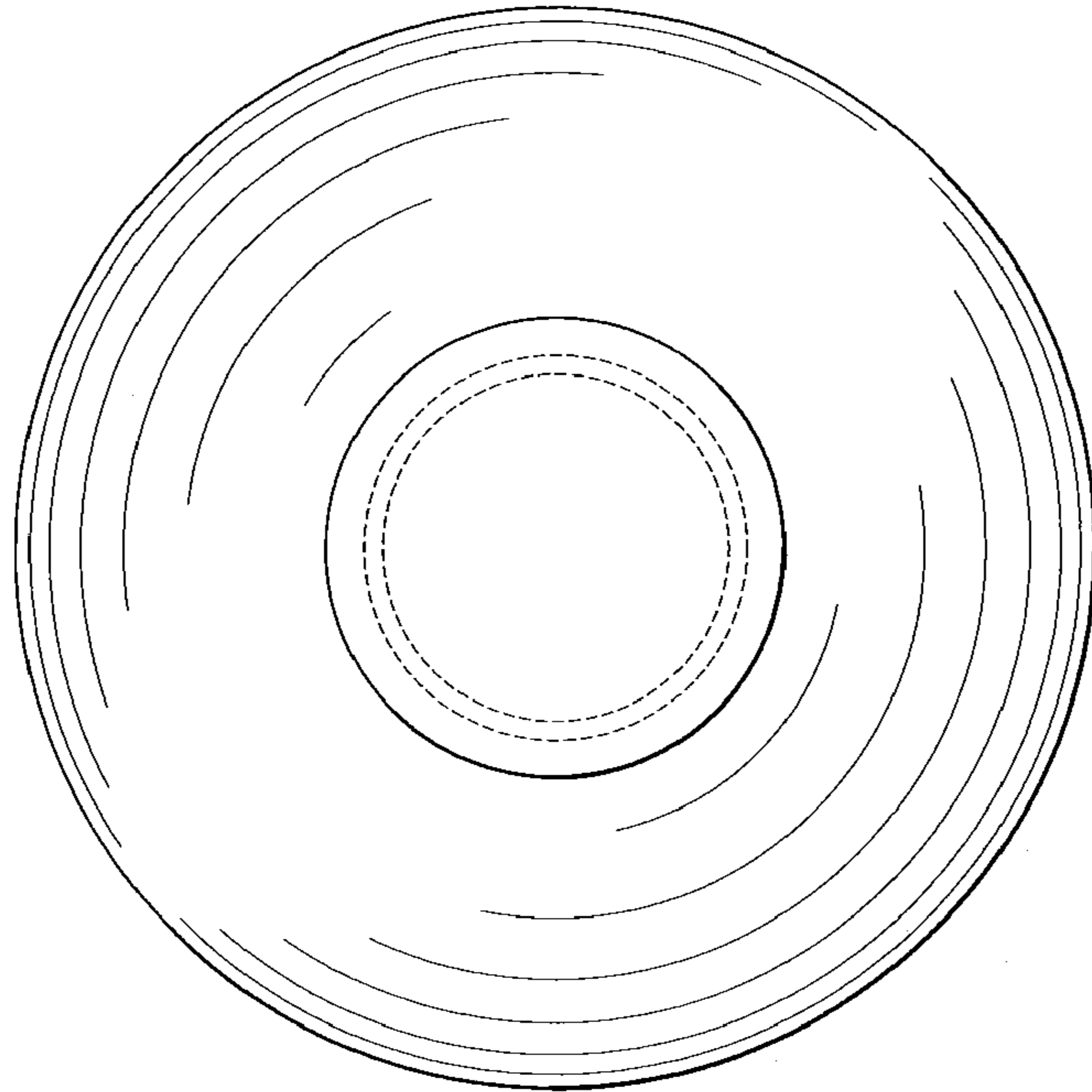


FIG. 5

